

Highlights of New Wild Poliovirus and cVDPV Positives Reported Globally this Week

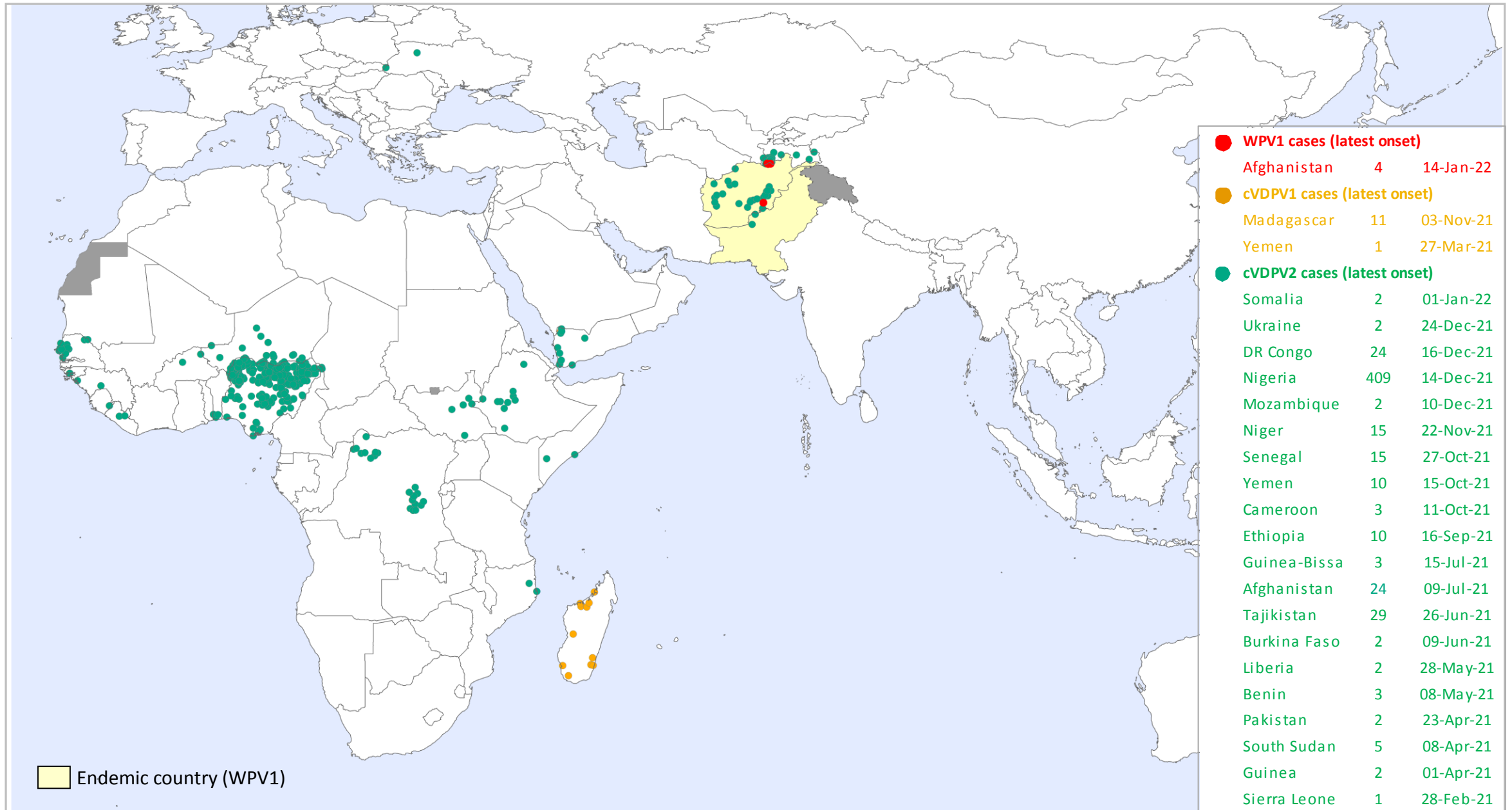
Country	WPV1			cVDPV1			cVDPV2			cVDPV3			Location State/Province/Governorate
	AFP	ENV	other ¹	AFP	ENV	other ¹	AFP	ENV	other ¹	AFP	ENV	other ¹	
DJIBOUTI								2					ARTA, DJIBOUTI
MOZAMBIQUE							2						NAMPULA, CABO DELGADO
NIGERIA							16	18	14				ADAMAWA, ANAMBRA, BORNO, GOMBE, KADUNA, KANO, KATSINA, KEBBI, KOGI, SOKOTO, OSUN, OYO, ZAMFARA
SOMALIA							1						BANADIR

¹contacts of positive AFP cases, community, healthy children

The boundaries and names shown and the designations used in the maps in this document do not imply the expression of any opinion whatsoever on the part of the World Health Organization concerning the legal status of any country, territory, city or area or of its authorities, or concerning the delimitation of its frontiers or boundaries. Dotted lines on maps represent approximate border lines for which there may not yet be full agreement. © WHO 2022. All rights reserved

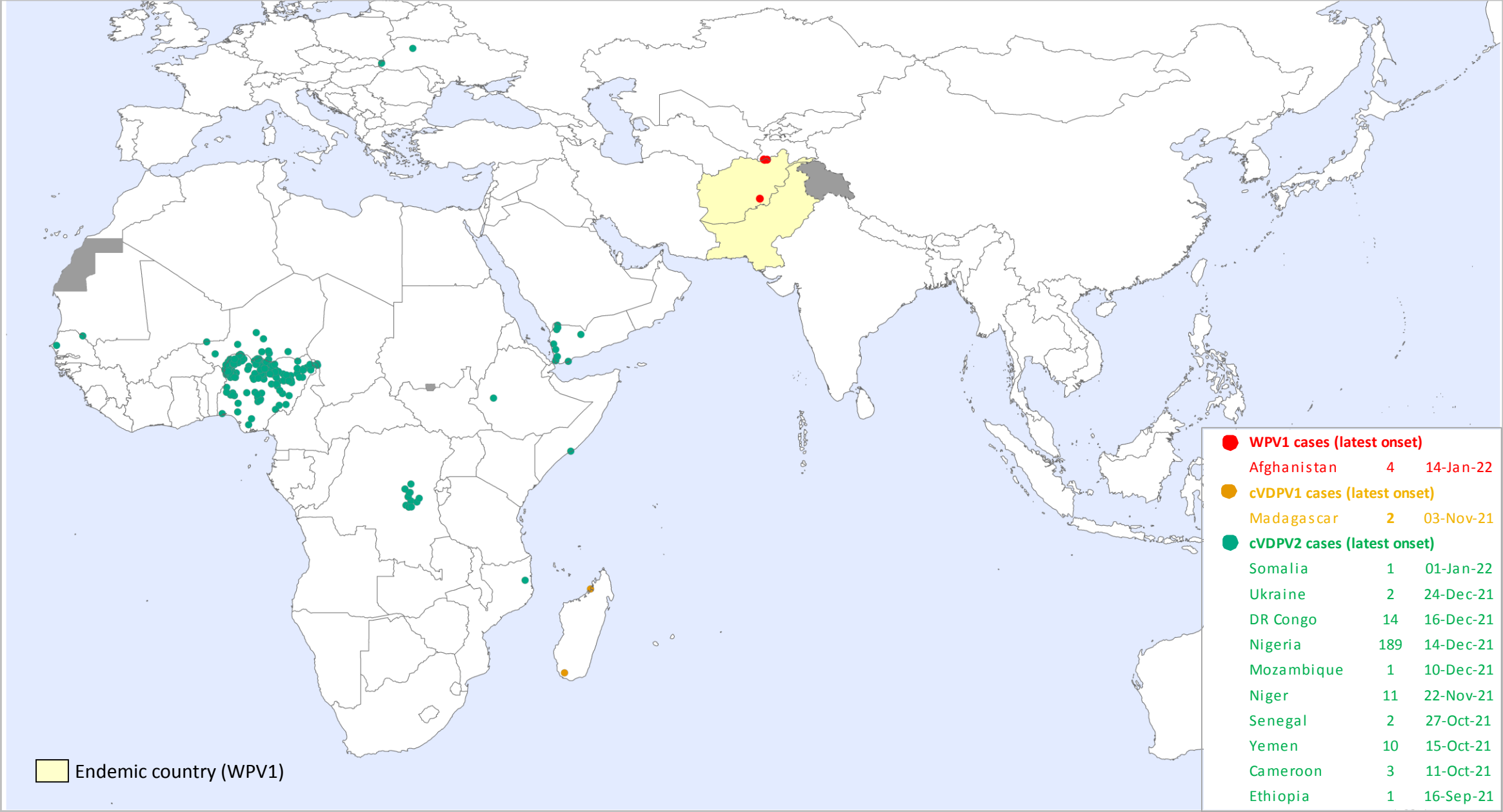
Data in WHO HQ as of 15 Feb. 2022

Global WPV1 & cVDPV Cases¹, Previous 12 Months²



¹Excludes viruses detected from environmental surveillance; ²Onset of paralysis 16 Feb. 2021 to 15 Feb. 2022

Global WPV1 & cVDPV Cases¹, Previous 6 Months²



¹Excludes viruses detected from environmental surveillance; ²Onset of paralysis 16 Aug. 2021 to 15 Feb. 2022

Global Wild Poliovirus 2016 - 2022

Country or territory ³	Wild virus type 1 confirmed cases									Wild virus type 1 reported from other sources ²							
	Full year total						01 Jan-15 Feb ¹		Date of most recent case	Full year total						1 Jan-15 Feb ¹	Date of most recent virus
	2016	2017	2018	2019	2020	2021	2021	2022		2016	2017	2018	2019	2020	2021		
Pakistan	20	8	12	147	84	1	1	0	27-Jan-21	62	110	141	405	455	65	0	06-Dec-21
Afghanistan	13	14	21	29	56	4	0	1	14-Jan-22	2	42	83	60	49	1	0	23-Feb-21
Nigeria ³	4	0	0	0	0	0	0	0	21-Aug-16	1 ⁴							27-Sep-16
Iran	0	0	0	0	0	0	0	0	NA				3				20-May-19
Total (Type1)	37	22	33	176	140	5	1	1		65	152	224	468	504	66	0	
Tot. in endemic countries	37	22	33	176	140	5	1	1									
Tot. in non-end countries	0	0	0	0	0	0	0	0									
No. of countries (infected)	3	2	2	2	2	2	1	1									
No. of countries (endemic)	2 ³	2 ³	3	3	3	2	2	2									
Total Female	13	7	18	72	59	1	0	1									
Total Male	24	15	15	104	81	4	1	0									

Countries in yellow are endemic. ¹Data reported to WHO HQ on 16 Feb. 2021 for 2020 data and 15 Feb for 2021 data.

²Wild viruses from environmental samples, selected contacts, healthy children and other sources. Last WPV type 3 had its onset on 10 November 2012. ³Between 27 Sep 2015 and 27 Sep 2016, Nigeria was not classified as endemic, and declared Wild polio-free as of June 2020. ⁴Exceptionally reporting case-contact of a positive index case given the date of collection is later than the onset date of the most recent WPV.

Global Circulating Vaccine-derived Poliovirus (cVDPV)^{1,2,3}

¹For cVDPV definition see http://polioeradication.org/wp-content/uploads/2016/09/Reporting-and-Classification-of-VDPVs_Aug2016_EN.pdf. ²Figures include multiple emergences. ³ stool collected in Sep - 2016 but the final result was reported in 2017. ⁴ Include contact, healthy and community samples. ⁵ 1 cVDPV2 and cVDPV3 isolated from one child in Somalia. ⁶No clear evidence of in-country community transmission; investigations underway

	Country	AFP cases (Paralysis onset between 2016-2022)							Onset of most recent case	Other sources (Human) ⁴ (Collection between 2016-2021)						most recent collection date	Other sources (Environment) (Collection between 2016-2021)						most recent collection date						
		2016	2017	2018	2019	2020	2021	2022		2016	2017	2018	2019	2020	2021		2016	2017	2018	2019	2020	2021							
cVDPV1 ¹	Madagascar					2	11		03-Nov-21					22								27		26-Oct-21					
	Yemen				1	31	3		27-Mar-21				1																
	Malaysia				3	1			14-Jan-20															13-Mar-20					
	Philippines				2				28-Oct-19				1											28-Nov-19					
	Myanmar				6				09-Aug-19				6																
	Indonesia				1				27-Nov-18				2																
	PNG				26				18-Oct-18				7											06-Nov-18					
	Laos	3							11-Jan-16	5																			
Total type 1	3	0	27	12	34	14	0		5	0	7	10	0	22							0	0	7	26	9	27			
cVDPV2 ¹	Somalia			6 ⁵	3	14	1	1	01-Jan-22				2	13										1	23-May-21				
	Nigeria	1		34	18	8	413		14-Dec-21	2 ²		53	18	8	204							1	44	64	5	295	28-Dec-21		
	Djibouti																								5	28-Dec-21			
	Ukraine							2	24-Dec-21																				
	DR Congo		22	20	88	81		25	24-Dec-21		19	15	29	95	6									1	3		24-Dec-21		
	Mozambique			1				2	10-Dec-21			2																	
	Egypt																								1	11	23-Nov-21		
	Niger			10	1	10	15		22-Nov-21			4	6	2	1										9				
	Senegal							17	27-Oct-21																1	14	18-Nov-21		
	Chad				11	101			28-Nov-20				6	17										10	3	1	10-Nov-21		
	Central African Republic				21	4			29-Oct-20				43	1										9	2	1	03-Nov-21		
	Mauritania														4											6	03-Nov-21		
	Uganda																								2		02-Nov-21		
	Cameroon					7	3		11-Oct-21					4	3										4	9	1	25-Oct-21	
	Yemen						10		15-Oct-21																			08-Dec-20	
	Ethiopia				14	36	10		16-Sep-21					9	7										3	4			
	Benin				8	3	3		08-May-21						2										5	1		09-Sep-21	
	Pakistan	1			22	135	8		23-Apr-21				14	2										40	135	35		13-Aug-21	
	Guinea					44	6		01-Apr-21						1											1	2	11-Aug-21	
	Guinea-Bissau						3		15-Jul-21																			03-Aug-21	
	Afghanistan					308	43		09-Jul-21					36	2											175	40	23-Jun-21	
	Tajikistan					1	32		26-Jun-21							22											17	22-Mar-21	
	Burkina Faso				1	65	2		09-Jun-21						12														
	Sierra Leone					10	5		28-Feb-21					6	8												9	01-Jun-21	
	Congo					2	2		10-Feb-21																	1	3	01-Jun-21	
	Liberia						3		28-May-21						2	5									7	14		20-Apr-21	
	South Sudan					50	9		10-Apr-21						19	5									6			01-Dec-20	
	Iran																									3	1	20-Feb-21	
	Kenya													1	2											1	1	13-Jan-21	
	Gambia																										9	28-Dec-20	
	Côte d'Ivoire					64			18-Oct-20					24											7	95		23-Dec-20	
	Mali					52			23-Dec-20					3												4		29-Aug-20	
Sudan					59			18-Dec-20						11											14		09-Nov-20		
Ghana				18	12			09-Mar-20					16	10											17	20		17-Sep-20	
Togo				8	9			03-May-20					1	9															
Angola				138	3			09-Feb-20					22												17			02-Dec-19	
Malaysia																									3	5		04-Feb-20	
Philippines				12	1			15-Jan-20					6												19	4		16-Jan-20	
Zambia				2				25-Nov-19					2																
China				1				25-Apr-19					3															18-Apr-18	
Syria		74						21-Sep-17	1 ³	66														1					
Total type 2	2	96	71	366	1079	614	1		3	85	74	177	285	317									5	2	65	198	537	472	
cVDPV3 ¹	China													1												1		25-Jan-21	
	Somalia				7 ⁵				07-Sep-18				2												11			23-Aug-18	
	Total type 3	0	0	7	0	0	0	0		0	0	2	0	1	0									0	0	11	0	0	1
Gender	Female (all sero type)	3	54	34	151	493	265																						
	Male (all sero type)	2	42	70	215	610	361	1																					
	Gender Unknown				13	10	2																						

Environmental surveillance for poliovirus in selected sewage sites established and working

Changes from previous week

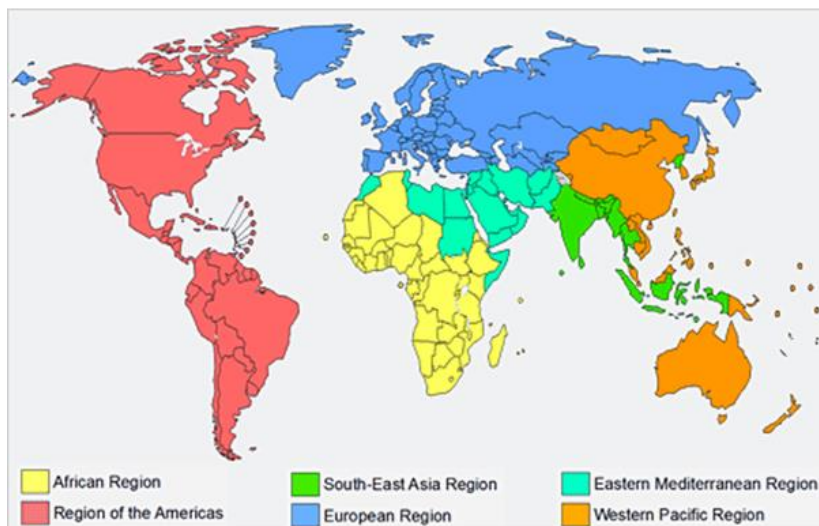
Global Surveillance Indicators: Year to Date Comparison

2021 & 2022: 01 January to 15 February 2022*

WHO region	AFP cases		Wild poliovirus cases		cVDPV ¹ cases		Polio compatibles		Pending final classification		
									Total		> 90 days
	2021	2022	2021	2022	2021	2022	2021	2022	2021	2022	2022
African	999	1,488	0	0	0	0	0	0	684	831	0
Central	167	153	0	0	0	0	0	0	132	96	0
South/East	279	325	0	0	0	0	0	0	234	266	0
West	553	1,010	0	0	0	0	0	0	318	469	0
American	34	58	0	0	0	0	0	0	13	13	0
Eastern Mediterranean	1,844	2,027	1	1	1	1	0	0	975	1,100	0
European	58	98	0	0	1	0	0	0	56	89	0
South East Asian	1,958	1,999	0	0	0	0	0	0	1,285	1,337	0
Western Pacific	39	26	0	0	0	0	0	0	32	22	0
Global	4,932	5,696	1	1	2	1	0	0	3,045	3,392	0

¹cVDPV includes all three serotypes 1, 2 and 3. Please refer to slide 5 for the distribution of cases by serotype.

WHO Regions



For data at country, regional and global levels from 2000 onwards, see the WHO website at <https://extranet.who.int/polis/public/CaseCount.aspx>

*Data for 2021 as of 16 Feb 2021 and for 2022 as of 15 Feb. 2022