

Highlights of New Wild Poliovirus and cVDPV Positives Reported Globally this Week

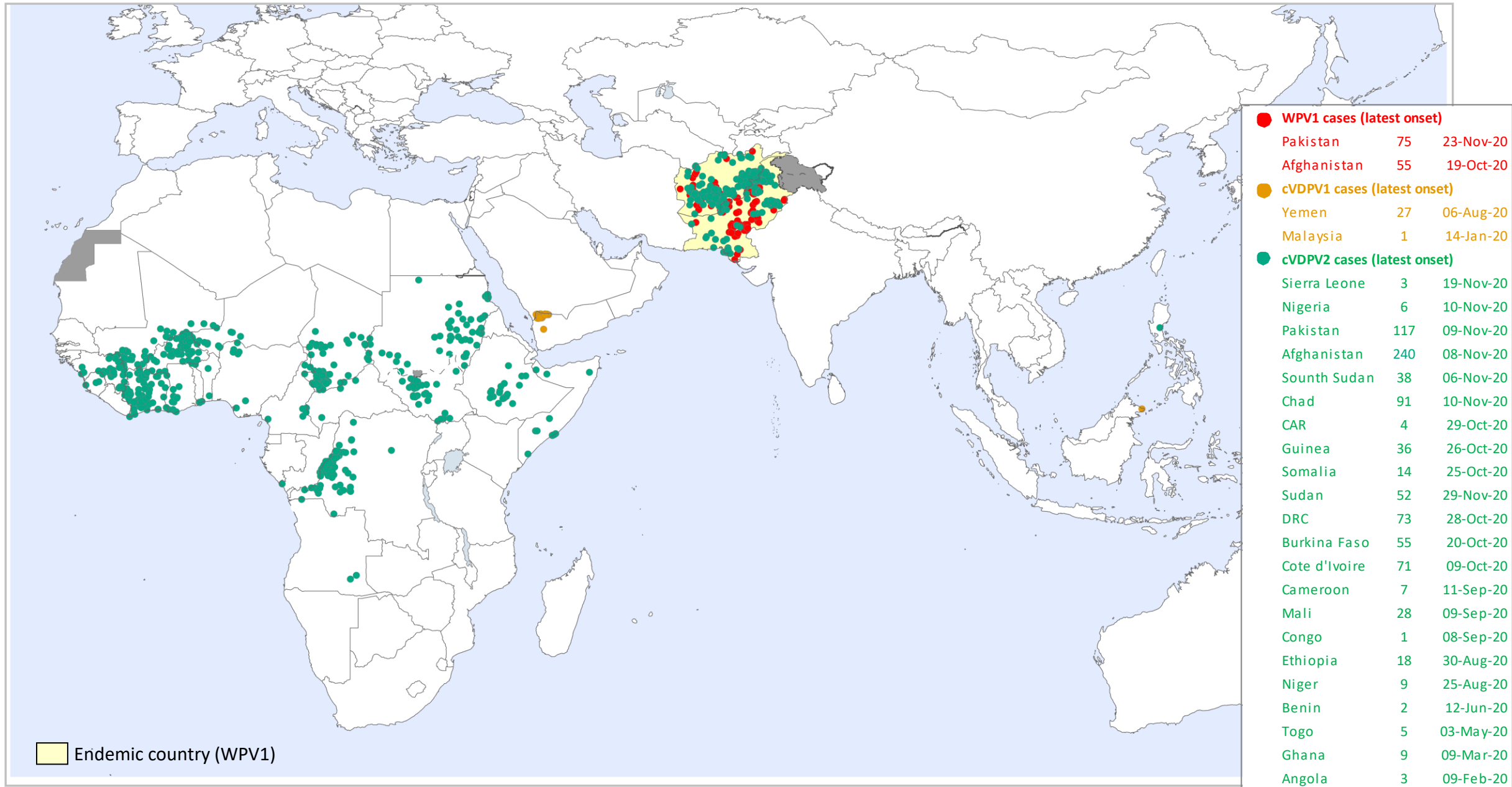
Country	WPV1			cVDPV1			cVDPV2			cVDPV3			Location State/Province/Governorate
	AFP	ENV	other ¹	AFP	ENV	other ¹	AFP	ENV	other ¹	AFP	ENV	other ¹	
PAKISTAN		6					1	1					WPV1: PUNJAB, KP, BALOCHISTAN cVDPV2: SINDH, BALOCHISTAN
SUDAN							4						RED SEA, KHARTOUM, KASSALA, BLUE NILE
YEMEN				9									SAADAH

¹contacts of positive AFP cases, community, healthy children

The boundaries and names shown and the designations used in the maps in this document do not imply the expression of any opinion whatsoever on the part of the World Health Organization concerning the legal status of any country, territory, city or area or of its authorities, or concerning the delimitation of its frontiers or boundaries. Dotted lines on maps represent approximate border lines for which there may not yet be full agreement. © WHO 2020. All rights reserved

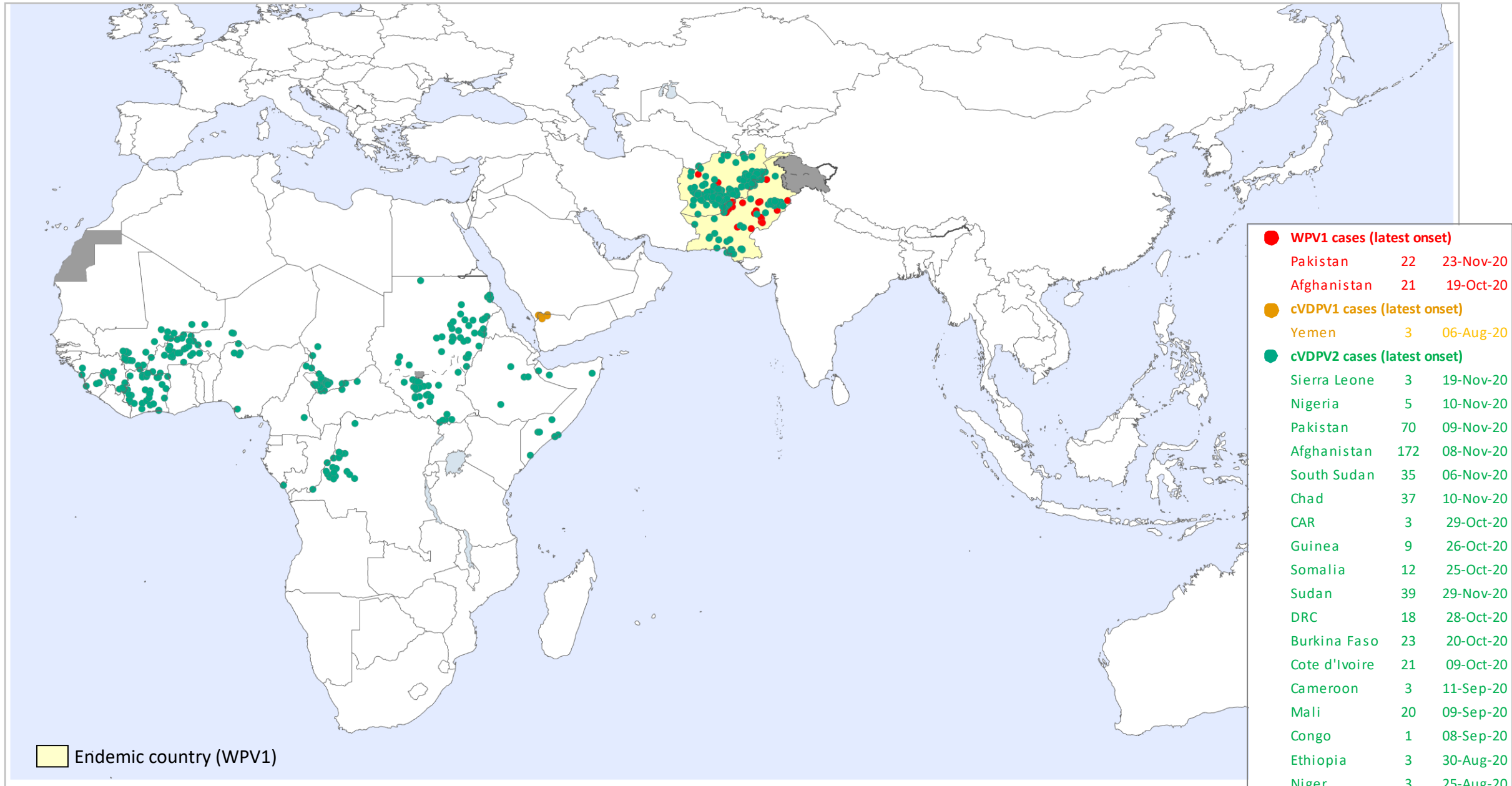
Data in WHO HQ as of 12 Jan. 2021

Global WPV1 & cVDPV Cases¹, Previous 12 Months²



¹Excludes viruses detected from environmental surveillance; ²Onset of paralysis 13 Jan-2020 to 12 Jan. 2021

Global WPV1 & cVDPV Cases¹, Previous 6 Months²



¹Excludes viruses detected from environmental surveillance ; ²Onset of paralysis: 13 Jul. 2020 – 12 Jan. 2021

Global Wild Poliovirus 2015 - 2020

Country or territory ³	Wild virus type 1 confirmed cases							Wild virus type 1 reported from other sources ²								
	Full year total ³					01 Jan - 31 Dec ¹		Date of most recent case	Full year total					01 Jan - 31 Dec ¹		Date of most recent virus
	2015	2016	2017	2018	2019	2019	2020		2015	2016	2017	2018	2019	2019	2020	
Pakistan	54	20	8	12	147	111	84	23-Nov-20	84	62	110	141	391	352	442	21-Dec-20
Afghanistan	20	13	14	21	29	26	56	19-Oct-20	20	2	42	83	56	56	49	06-Dec-20
Nigeria ³	0	4	0	0	0	0	0	21-Aug-16		1 ⁴						27-Sep-16
Iran	0	0	0	0	0	0	0	NA					3	3		20-May-19
Total (Type1)	74	37	22	33	176	137	140		104	64	65	224	450	411	491	
Tot. in endemic countries	74	37	22	33	176	137	140									
Tot. in non-end countries	0	0	0	0	0	0	0									
No. of countries (infected)	2	3	2	2	2	2	2									
No. of countries (endemic)	3	2 ³	2 ³	3	3	3	2									
Total Female	30	13	7	18	72	56	59									
Total Male	44	24	15	15	104	81	81									

Countries in yellow are endemic. ¹Data reported to WHO HQ on 13 Jan. 2020 for 2019 data and 12 Jan. 2021 for 2020 data.

²Wild viruses from environmental samples, selected contacts, healthy children and other sources. Last WPV type 3 had its onset on 10 November 2012. ³Between 27 Sep 2015 and 27 Sep 2016, Nigeria was not classified as endemic, and declared Wild polio-free as of June 2020. ⁴Exceptionally reporting case-contact of a positive index case given the date of collection is later than the onset date of the most recent WPV.

Global Circulating Vaccine-derived Poliovirus (cVDPV)^{1,2,3}

¹For cVDPV definition see http://polioeradication.org/wp-content/uploads/2016/09/Reporting-and-Classification-of-VDPVs_Aug2016_EN.pdf. Niger 2006, Niger 2009, Niger 2010, Chad 2010 cVDPVs are linked to the Nigeria outbreak. Kenya 2012 cVDPVs are linked to the Somalia outbreak. Nigeria figures include cases with WPV1/cVDPV2 mixture: 2005 - 2, 2006 - 1, 2007 - 1, 2008 - 3, 2009 - 1, 2011 - 1; WPV3/cVDPV2 mixture: 2007 - 2. ² include a cVDPV2 from a contact of a WPV1 case in Nigeria. ³Figures include multiple emergences. ⁴ stool collected in Sep - 2016 but the final result was reported in 2017. ⁵ Include contact, healthy and community samples. Positive contact of a negative index AFP case double counted in both AFP cases and other sources count. ⁶ 1 cVDPV2 and cVDPV3 isolated from one child

Country	AFP cases (Paralysis onset between 2016-2020)						Other sources (Human) ⁵ (Collection between 2016-2020)						Other sources (Environment) (Collection between 2016-2020)					
	cVDPV1																	
	2016	2017	2018	2019	2020	Onset of most recent	2016	2017	2018	2019	2020	most recent collection	2016	2017	2018	2019	2020	most recent collection date
Yemen				1	27	06-Aug-20				1	07-Jul-19							
Malaysia				3	1	14-Jan-20										12	8	13-Mar-20
Philippines				2		28-Oct-19				1	31-Oct-19					14		28-Nov-19
Myanmar				6		09-Aug-19				6	21-Aug-19							
Indonesia			1			27-Nov-18				2	13-Feb-19							
PNG			26			18-Oct-18			7		20-Sep-18			7				06-Nov-18
Laos	3					11-Jan-16	5				09-Feb-16							
Total type 1	3	0	27	12	28		5	0	7	10	0		0	0	7	26	8	
Country	cVDPV2																	
	2016	2017	2018	2019	2020	Onset of most recent	2016	2017	2018	2019	2020	most recent collection	2016	2017	2018	2019	2020	most recent collection date
	Somalia			6 ⁶	3	14	25-Oct-21				2	12	10-Nov-20		2	19	5	26
Sudan					52	29-Nov-20					10	01-Oct-20					11	06-Sep-20
Benin				8	2	12-Jun-20											3	20-Nov-20
Sierra Leone					3	19-Nov-20												
Pakistan	1			22	122	09-Nov-20				15	2	11-Nov-20	4			40	107	17-Nov-20
Nigeria	1		34	18	7	10-Nov-20	2 ²		53	18	8	16-Nov-20	1		44	64	5	13-Nov-20
Chad				11	94	10-Nov-20				6	17	15-Oct-20				10	3	13-Mar-20
Afghanistan					240	08-Nov-20					32	21-Jun-20					146	06-Nov-20
Liberia																	2	03-Nov-20
South Sudan					38	31-Oct-20					14	03-Nov-20					3	03-Nov-20
Central African Republic				21	4	29-Oct-20				39	1	05-Oct-20				9	2	05-Feb-20
DR Congo		22	20	88	75	28-Oct-20		19	15	29	86	28-Oct-20					1	29-Apr-20
Guinea					36	26-Oct-20					1	05-Sep-20						
Burkina Faso				1	55	20-Oct-20					11	15-Jun-20						
Côte d'Ivoire					71	09-Oct-20					23	11-Aug-20				7	47	14-May-20
Cameroon					7	11-Sep-20					4	29-Mar-20				4	8	29-Sep-20
Ghana				18	12	09-Mar-20				16	10	22-Feb-20				17	20	17-Sep-20
Mali					28	09-Sep-20					3	15-Aug-20					4	29-Aug-20
Congo					1	08-Sep-20												
Ethiopia				14	21	30-Aug-20				9	6	25-Feb-20				2		18-Dec-19
Niger			10	1	9	25-Aug-20			4	6		16-Mar-19						
Togo				8	9	03-May-20				1	9	09-Jul-20						
Angola				138	3	09-Feb-20				22		31-Oct-19				17		02-Dec-19
Malaysia																3	5	04-Feb-20
Philippines				12	1	15-Jan-20				5		23-Nov-19				19	4	16-Jan-20
Zambia				2		25-Nov-19				2		25-Sep-19						
China				1		25-Apr-19				3		18-Aug-19			1			18-Apr-18
Mozambique			1			21-Oct-18			2			17-Dec-18						
Kenya						29-Aug-12									1			21-Mar-18
Syria		74				21-Sep-17	1 ⁴	66				12-Sep-17						
Total type 2	2	96	71	366	904		3	85	74	173	249		5	2	65	197	397	
Country	cVDPV3																	
	2016	2017	2018	2019	2020	Onset of most recent	2016	2017	2018	2019	2020	most recent collection	2016	2017	2018	2019	2020	most recent collection date
	Somalia			7 ⁶			07-Sep-18			2			29-Jun-18			11		
Total type 3	0	0	7	0	0		0	0	2	0	0		0	0	11	0	0	
Female (all sero type)	3	54	34	151	410													
Male (all sero type)	2	42	70	215	516													
Gender Unknown				12	6													

■ Environmental surveillance for poliovirus in selected sewage sites established and working

Changes from previous week

★ Due to backlog reporting of viruses from member states, numbers in this table may increase without being notified as new case/specimen in the current week

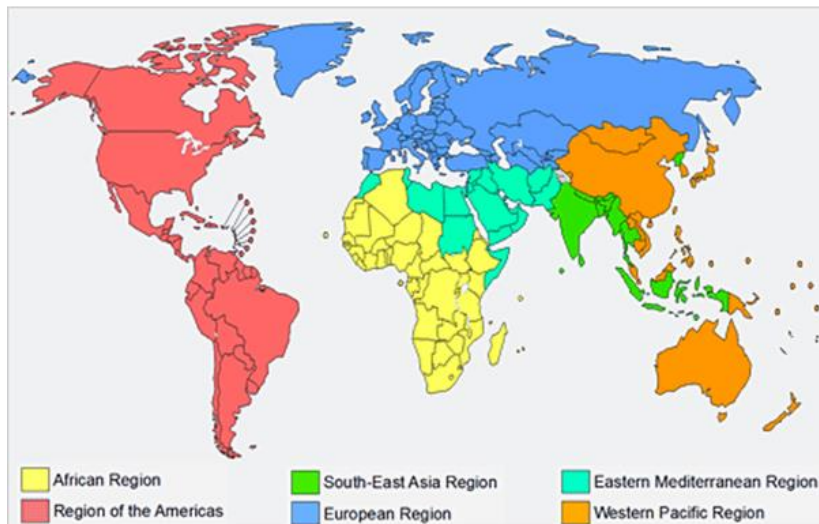
Global Surveillance Indicators: Year to Date Comparison

2019 & 2020: 01 January to 31 December 2020*

WHO region	AFP cases		Wild poliovirus cases		cVDPV ¹ cases		Polio compatibles		Pending final classification		
									Total		>90 days
	2019	2020	2019	2020	2019	2020	2019	2020	2019	2020	2020
African	23,327	21,806	0	0	228	475	103	82	1,911	2,270	924
Central	6,054	5,368	0	0	179	184	67	37	699	429	155
South/East	5,769	5,486	0	0	7	59	24	25	570	821	399
West	11,504	10,952	0	0	42	232	12	20	642	1,020	370
American	2,149	1,179	0	0	0	0	1	0	338	176	119
Eastern Mediterranean	25,037	20,537	156	140	15	455	3	16	1,865	1,541	354
European	1,528	890	0	0	0	0	1	0	308	216	86
South East Asian	43,573	23,033	0	0	6	0	8	2	3,026	3,005	1,260
Western Pacific	6,511	5,709	0	0	12	2	7	3	1,724	2,195	1,152
Global	102,125	73,154	156	140	261	932	123	103	9,172	9,403	3,895

¹cVDPV includes all three serotypes 1, 2 and 3. Please refer to slide 5 for the distribution of cases by serotypes.

WHO Regions



For data at country, regional and global levels from 2000 onwards, see the WHO website at <https://extranet.who.int/polis/public/CaseCount.aspx>

*Data for 2019 as of 13 Jan. 2020 and for 2020 as of 12 Jan. 2021