

Highlights of New Wild Poliovirus and cVDPV Positives Reported Globally this Week

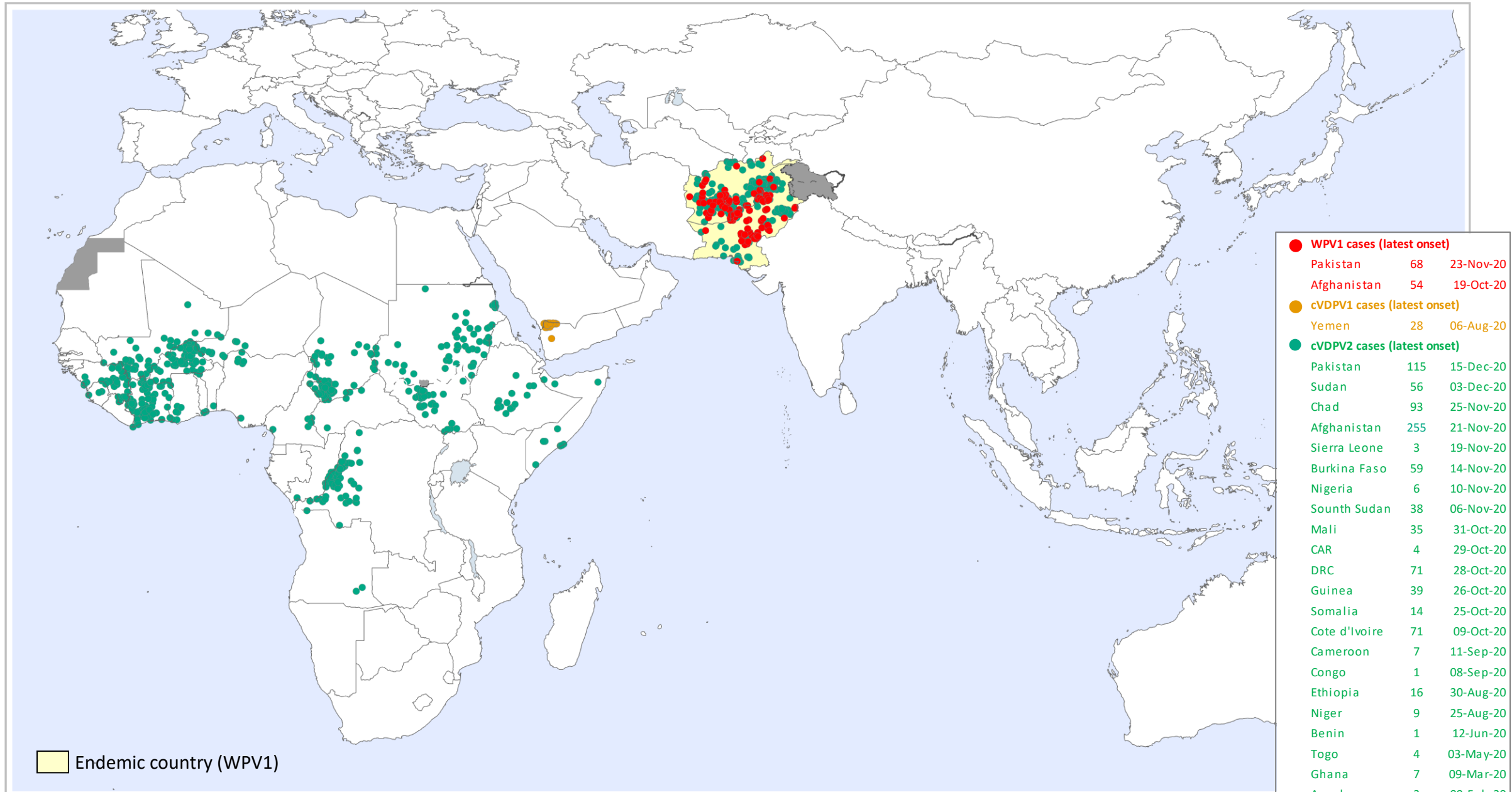
Country	WPV1			cVDPV1			cVDPV2			cVDPV3			Location State/Province/Governorate
	AFP	ENV	other ¹	AFP	ENV	other ¹	AFP	ENV	other ¹	AFP	ENV	other ¹	
AFGHANISTAN								18					NANGARHAR, KUNAR, KHOST, KANDAHAR, HILMAND
PAKISTAN		9					6						WPV1: SINDH, PUNJAB, KP, ISLAMABAD, BALOCHISTAN cVDPV2: SINDH, PUNJAB, BALOCHISTAN
BURKINA FASO							3						DORI
CÔTE D'IVOIRE									1				PORO
MALI							7						SIKASSO, SEGOU, KOULIKORO, KAYES
NIGER									2				DOSSO
YEMEN				1									SAADAH

¹contacts of positive AFP cases, community, healthy children

The boundaries and names shown and the designations used in the maps in this document do not imply the expression of any opinion whatsoever on the part of the World Health Organization concerning the legal status of any country, territory, city or area or of its authorities, or concerning the delimitation of its frontiers or boundaries. Dotted lines on maps represent approximate border lines for which there may not yet be full agreement. © WHO 2020. All rights reserved

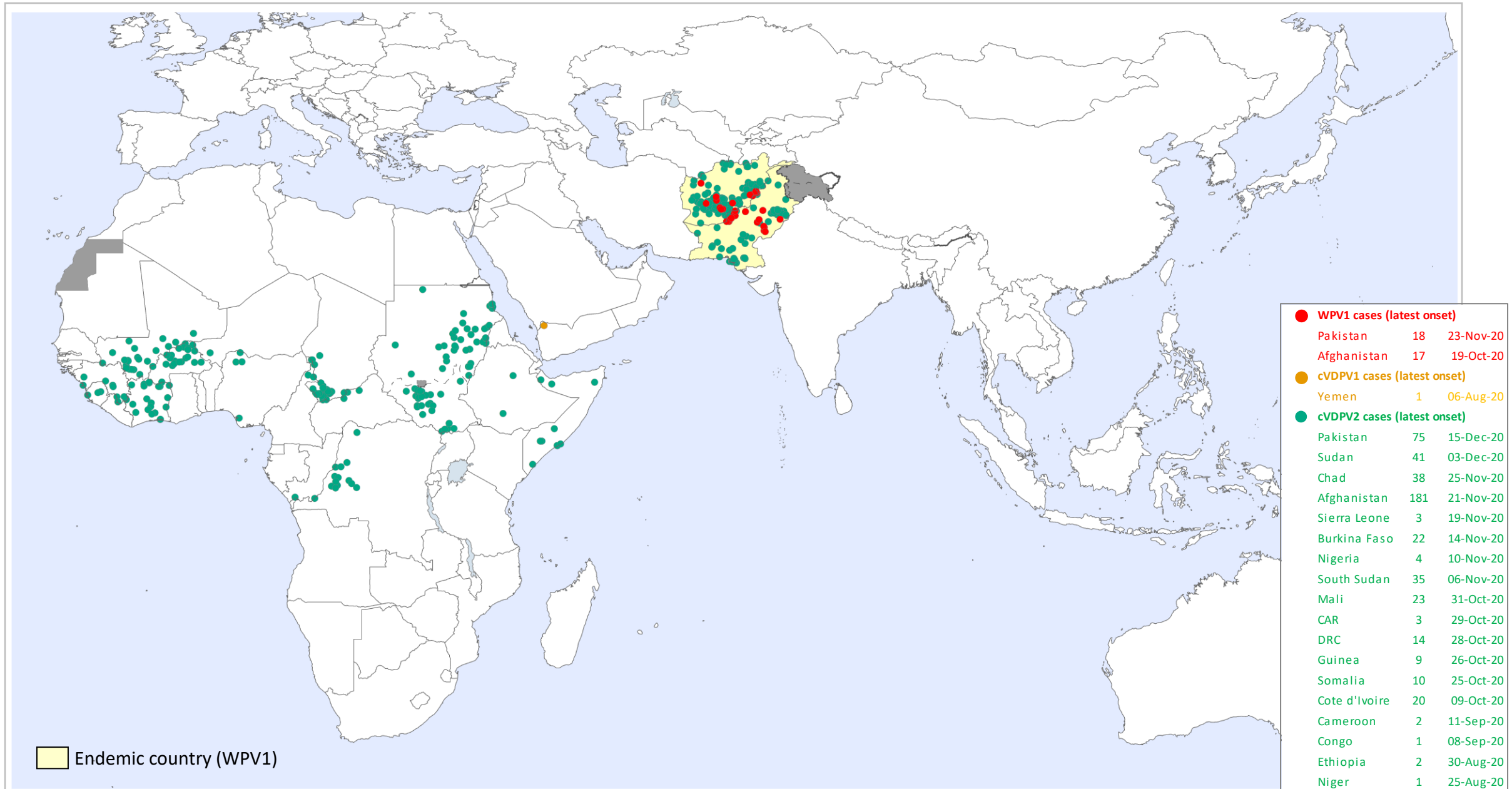
Data in WHO HQ as of 26 Jan. 2021

Global WPV1 & cVDPV Cases¹, Previous 12 Months²



¹Excludes viruses detected from environmental surveillance; ²Onset of paralysis 27 Jan-2020 to 26 Jan. 2021

Global WPV1 & cVDPV Cases¹, Previous 6 Months²



¹Excludes viruses detected from environmental surveillance ; ²Onset of paralysis: 27 Jul. 2020 – 26 Jan. 2021

Global Wild Poliovirus 2016 - 2021

Country or territory ³	Wild virus type 1 confirmed cases								Wild virus type 1 reported from other sources ²							
	Full year total				01 Jan - 31 Dec ¹		1-26 Jan	Date of most recent case	Full year total				01 Jan - 31 Dec ¹		1-26 Jan	Date of most recent virus
	2016	2017	2018	2019	2019	2020	2021		2016	2017	2018	2019	2019	2020	2021	
Pakistan	20	8	12	147	136	84	0	23-Nov-20	62	110	141	405	399	455	12	13-Jan-21
Afghanistan	13	14	21	29	29	56	0	19-Oct-20	2	42	83	60	60	48	0	06-Dec-20
Nigeria ³	4	0	0	0	0	0	0	21-Aug-16	1 ⁴							27-Sep-16
Iran	0	0	0	0	0	0	0	NA				3	3			20-May-19
Total (Type1)	37	22	33	176	165	140	0		65	152	224	468	462	503	12	
Tot. in endemic countries	37	22	33	176	165	140	0									
Tot. in non-end countries	0	0	0	0	0	0	0									
No. of countries (infected)	3	2	2	2	2	2	0									
No. of countries (endemic)	2 ³	2 ³	3	3	3	2	0									
Total Female	13	7	18	72	67	62	0									
Total Male	24	15	15	104	98	78	0									

Countries in yellow are endemic. ¹Data reported to WHO HQ on 27 Jan. 2020 for 2019 data and 26 Jan. 2021 for 2020 data.

²Wild viruses from environmental samples, selected contacts, healthy children and other sources. Last WPV type 3 had its onset on 10 November 2012. ³Between 27 Sep 2015 and 27 Sep 2016, Nigeria was not classified as endemic, and declared Wild polio-free as of June 2020. ⁴Exceptionally reporting case-contact of a positive index case given the date of collection is later than the onset date of the most recent WPV.

Global Circulating Vaccine-derived Poliovirus (cVDPV)^{1,2,3}

¹For cVDPV definition see http://polioeradication.org/wp-content/uploads/2016/09/Reporting-and-Classification-of-VDPVs_Aug2016_EN.pdf. ² include a cVDPV2 from a contact of a WPV1 case in Nigeria. ³ stool collected in Sep - 2016 but the final result was reported in 2017. ⁴ Include contact, healthy and community samples. ⁵1 cVDPV2 and cVDPV3 isolated from one child

Country	AFP cases (Paralysis onset between 2016-2020)							Other sources (Human) ⁴ (Collection between 2016-2020)							Other sources (Environment) (Collection between 2016-2020)						
	cVDPV1																				
	2016	2017	2018	2019	2020	2021	Onset of most recent	2016	2017	2018	2019	2020	2021	most recent collection	2016	2017	2018	2019	2020	2021	most recent collection date
Yemen				1	28		06-Aug-20				1			07-Jul-19							
Malaysia				3	1		14-Jan-20											12	8		13-Mar-20
Philippines				2			28-Oct-19				1			31-Oct-19				14			28-Nov-19
Myanmar				6			09-Aug-19				6			21-Aug-19							
Indonesia			1				27-Nov-18				2			13-Feb-19							
PNG			26				18-Oct-18			7				20-Sep-18			7				06-Nov-18
Laos	3						11-Jan-16	5						09-Feb-16							
Total type 1	3	0	27	12	29	0		5	0	7	10	0	0		0	0	7	26	8	0	
Country	cVDPV2																				
	2016	2017	2018	2019	2020	2021	Onset of most recent	2016	2017	2018	2019	2020	2021	most recent collection	2016	2017	2018	2019	2020	2021	most recent collection date
	Pakistan	1			22	128		15-Dec-20				15	2		11-Nov-20	4			40	110	
Afghanistan					255		21-Nov-20					32		21-Jun-20					167		06-Dec-20
Sudan					56		03-Dec-20					10		01-Oct-20					11		06-Sep-20
Chad				11	98		25-Nov-20				6	17		15-Oct-20				10	3		13-Mar-20
Benin				8	2		12-Jun-20												3		20-Nov-20
Sierra Leone				3			19-Nov-20														
Nigeria	1		34	18	7		10-Nov-20	2 ²		53	18	8		16-Nov-20	1		44	64	5		13-Nov-20
Burkina Faso				1	59		14-Nov-20					11		15-Jun-20							
Somalia			6 ⁶	3	14		25-Oct-20				2	12		10-Nov-20		2	19	5	26		24-Oct-20
South Sudan					38		06-Nov-20					14		03-Nov-20					3		03-Nov-20
Liberia																			2		03-Nov-20
Côte d'Ivoire					71		09-Oct-20					24		01-Nov-20				7	47		14-May-20
Mali					35		31-Oct-20					3		15-Aug-20					4		29-Aug-20
Central African Republic				21	4		29-Oct-20				39	1		05-Oct-20				9	2		05-Feb-20
DR Congo		22	20	88	75		28-Oct-20		19	15	29	86		28-Oct-20					1		29-Apr-20
Guinea					39		26-Oct-20					1		05-Sep-20							
Niger			10	1	9		25-Aug-20			4	6	2		13-Oct-20							
Cameroon					7		11-Sep-20					4		29-Mar-20					4	8	29-Sep-20
Ghana				18	12		09-Mar-20				16	10		22-Feb-20					17	20	17-Sep-20
Congo					1		08-Sep-20														
Ethiopia				14	21		30-Aug-20				9	6		25-Feb-20				2			18-Dec-19
Togo				8	9		03-May-20				1	9		09-Jul-20							
Angola				138	3		09-Feb-20				22			31-Oct-19				17			02-Dec-19
Malaysia																		3	5		04-Feb-20
Philippines				12	1		15-Jan-20				5			23-Nov-19				19	4		16-Jan-20
Zambia				2			25-Nov-19				2			25-Sep-19							
China				1			25-Apr-19				3			18-Aug-19				1			18-Apr-18
Mozambique			1				21-Oct-18			2				17-Dec-18							
Kenya							29-Aug-12										1				21-Mar-18
Syria		74					21-Sep-17	1 ³	66					12-Sep-17							
Total type 2	2	96	71	366	947	0		3	85	74	173	252	0		5	2	65	197	421	0	
Country	cVDPV3																				
	2016	2017	2018	2019	2020	2021	Onset of most recent	2016	2017	2018	2019	2020	2021	most recent collection	2016	2017	2018	2019	2020	2021	most recent collection date
	Somalia			7 ⁵				07-Sep-18			2				29-Jun-18			11			
Total type 3	0	0	7	0	0	0		0	0	2	0	0	0		0	0	11	0	0	0	
Female (all sero type)	3	54	34	151	430																
Male (all sero type)	2	42	70	215	541																
Gender Unknown				12	5																

■ Environmental surveillance for poliovirus in selected sewage sites established and working

★ Due to backlog reporting of viruses from member states, numbers in this table may increase without being notified as new case/specimen in the current week

Changes from previous week

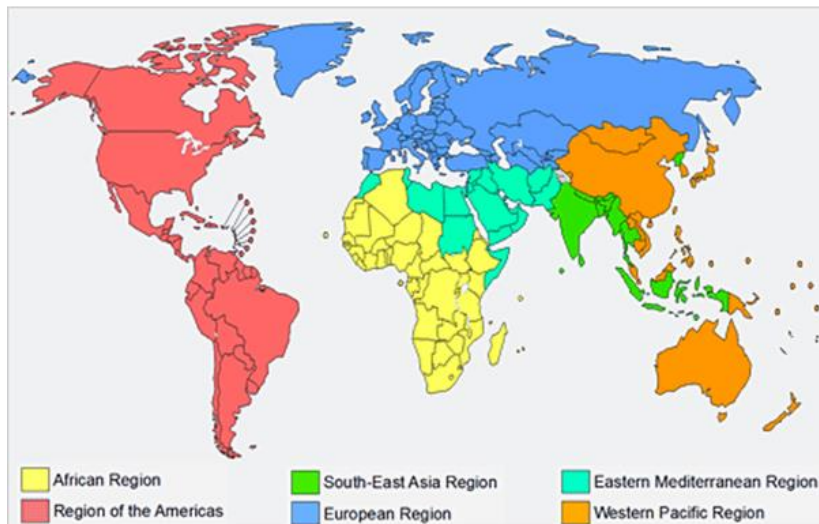
Global Surveillance Indicators: Year to Date Comparison

2020 & 2021: 01 January to 26 January 2021*

WHO region	AFP cases		Wild poliovirus cases		cVDPV ¹ cases		Polio compatibles		Pending final classification		
									Total		>90 days
	2020	2021	2020	2021	2020	2021	2020	2021	2020	2021	2021
African	74	171	0	0	0	0	0	0	73	170	0
Central	13	19	0	0	0	0	0	0	13	19	0
South/East	4	14	0	0	0	0	0	0	3	13	0
West	57	138	0	0	0	0	0	0	57	138	0
American	1	7	0	0	0	0	0	0	1	3	0
Eastern Mediterranean	465	644	1	0	0	0	0	0	460	577	0
European	36	13	0	0	0	0	0	0	34	13	0
South East Asian	376	631	0	0	0	0	0	0	373	581	0
Western Pacific	0	9	0	0	0	0	0	0	0	9	0
Global	952	1,475	1	0	0	0	0	0	941	1,353	0

¹cVDPV includes all three serotypes 1, 2 and 3. Please refer to slide 5 for the distribution of cases by serotypes.

WHO Regions



For data at country, regional and global levels from 2000 onwards, see the WHO website at <https://extranet.who.int/polis/public/CaseCount.aspx>

*Data for 2019 as of 27 Jan. 2020 and for 2020 as of 26 Jan. 2021