

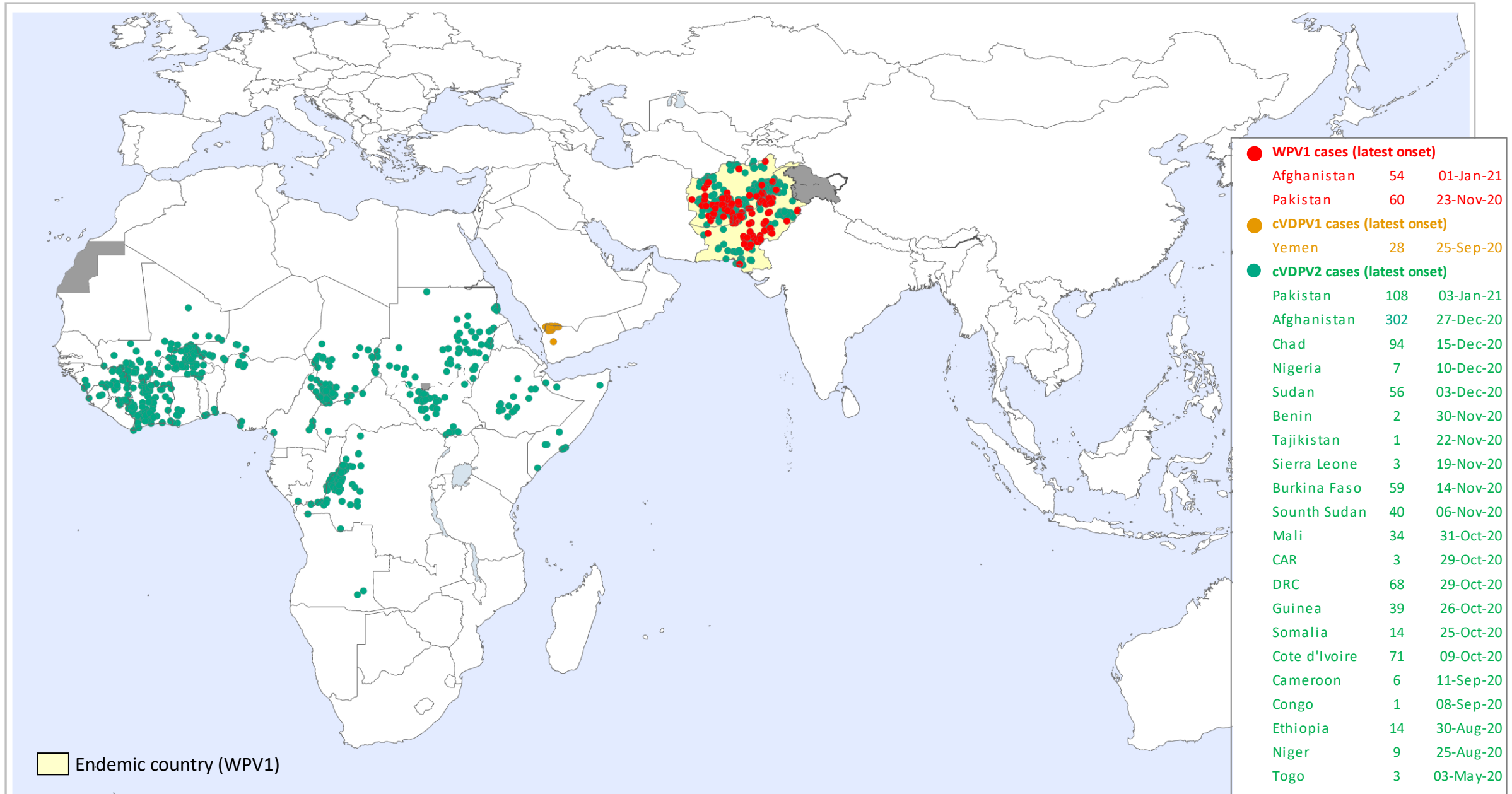
Highlights of New Wild Poliovirus and cVDPV Positives Reported Globally this Week

Country	WPV1			cVDPV1			cVDPV2			cVDPV3			Location State/Province/Governorate
	AFP	ENV	other ¹	AFP	ENV	other ¹	AFP	ENV	other ¹	AFP	ENV	other ¹	
AFGHANISTAN							34		2				BADGHIS, FARAH, FARYAB, GHAZNI, HILMAND, KANDAHAR, URUZGAN, ZABUL
PAKISTAN		4						3					WPV1: BALOCHISTAN, KP, PUNJAB cVDPV2: BALOCHISTAN
CHAD							1						LOGONE ORIENTAL
DR CONGO							1						MAINDOMBE
KENYA								1	1				GARISSA
SOUTH SUDAN							2		1				UNITY
YEMEN				1									SAADAH

¹contacts of positive AFP cases, community, healthy children

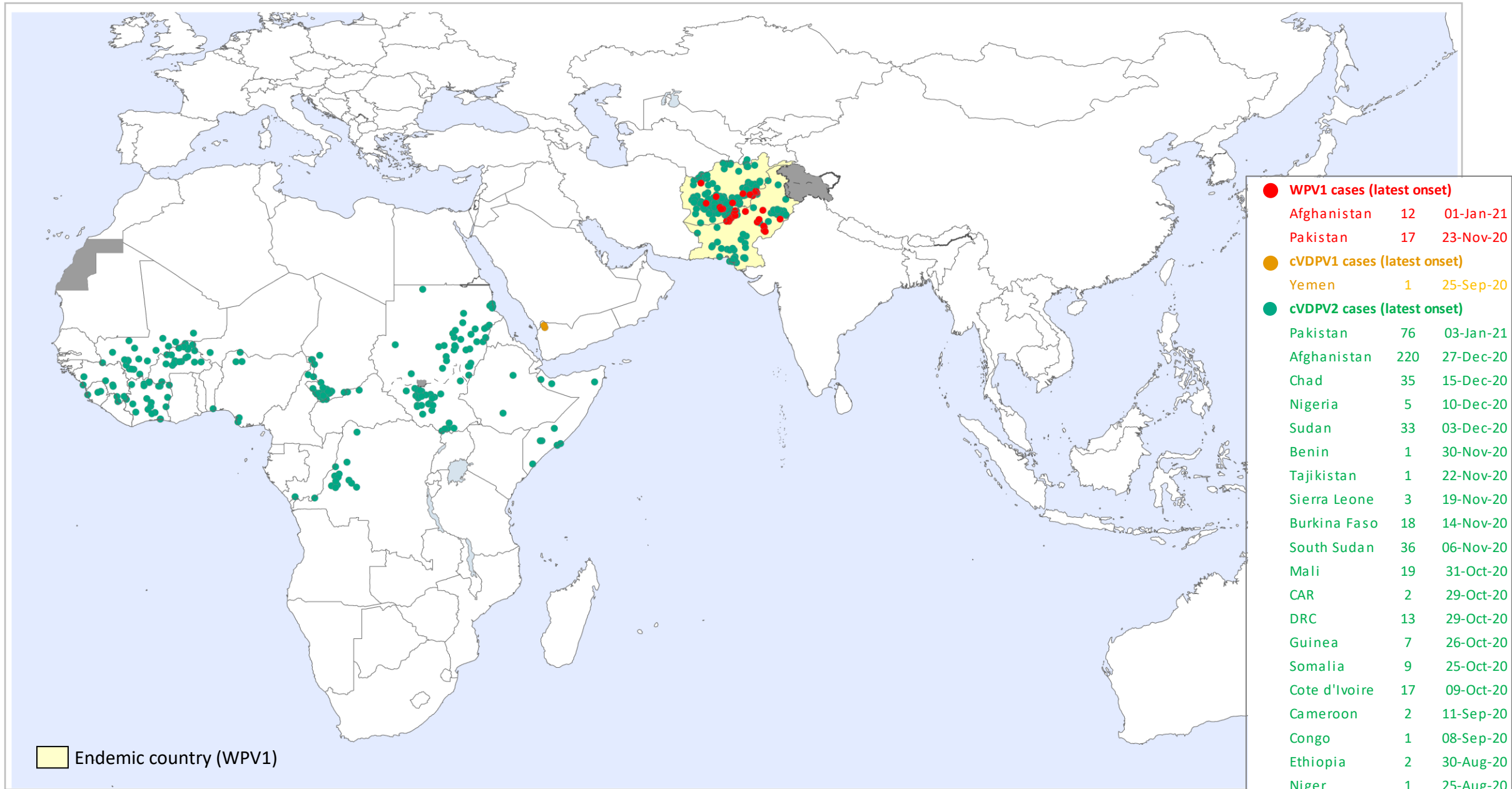
The boundaries and names shown and the designations used in the maps in this document do not imply the expression of any opinion whatsoever on the part of the World Health Organization concerning the legal status of any country, territory, city or area or of its authorities, or concerning the delimitation of its frontiers or boundaries. Dotted lines on maps represent approximate border lines for which there may not yet be full agreement. © WHO 2020. All rights reserved

Global WPV1 & cVDPV Cases¹, Previous 12 Months²



¹Excludes viruses detected from environmental surveillance; ²Onset of paralysis 10 Feb. 2020 to 09 Feb. 2021

Global WPV1 & cVDPV Cases¹, Previous 6 Months²



¹Excludes viruses detected from environmental surveillance ; ²Onset of paralysis: 10 Aug. 2020 – 09 Feb. 2021

Global Wild Poliovirus 2016 - 2021

Country or territory ³	Wild virus type 1 confirmed cases								Wild virus type 1 reported from other sources ²							
	Full year total					1 Jan-09 Feb ¹		Date of most recent case	Full year total					1 Jan-09 Feb ¹		Date of most recent virus
	2016	2017	2018	2019	2020	2020	2021		2016	2017	2018	2019	2020	2020	2021	
Pakistan	20	8	12	147	84	7	0	23-Nov-20	62	110	141	405	455	12	19	18-Jan-21
Afghanistan	13	14	21	29	56	0	1	01-Jan-21	2	42	83	60	48	10	0	06-Dec-20
Nigeria ³	4	0	0	0	0	0	0	21-Aug-16	1 ⁴							27-Sep-16
Iran	0	0	0	0	0	0	0	NA				3				20-May-19
Total (Type1)	37	22	33	176	140	7	1		65	152	224	468	503	22	19	
Tot. in endemic countries	37	22	33	176	140	7	0									
Tot. in non-end countries	0	0	0	0	0	0	0									
No. of countries (infected)	3	2	2	2	2	2	0									
No. of countries (endemic)	2 ³	2 ³	3	3	3	2	0									
Total Female	13	7	18	72	62	2										
Total Male	24	15	15	104	78	5	1									

Countries in yellow are endemic. ¹Data reported to WHO HQ on 10 Feb. 2020 for 2020 data and 09 Feb. 2021 for 2021 data.

²Wild viruses from environmental samples, selected contacts, healthy children and other sources. Last WPV type 3 had its onset on 10 November 2012. ³Between 27 Sep 2015 and 27 Sep 2016, Nigeria was not classified as endemic, and declared Wild polio-free as of June 2020. ⁴Exceptionally reporting case-contact of a positive index case given the date of collection is later than the onset date of the most recent WPV.

Global Circulating Vaccine-derived Poliovirus (cVDPV)^{1,2,3}

¹For cVDPV definition see http://polioeradication.org/wp-content/uploads/2016/09/Reporting-and-Classification-of-VDPVs_Aug2016_EN.pdf. ²Figures include multiple emergences. ³ stool collected in Sep - 2016 but the final result was reported in 2017. ⁴ Include contact, healthy and community samples. ⁵ 1 cVDPV2 and cVDPV3 isolated from one child. ⁶No clear evidence of in-country community transmission; investigations underway

	Country	AFP cases (Paralysis onset between 2016-2021)							Other sources (Human) ⁴ (Collection between 2016-2021)							Other sources (Environment) (Collection between 2016-2021)						
		2016	2017	2018	2019	2020	2021	Onset of most recent case	2016	2017	2018	2019	2020	2021	most recent collection date	2016	2017	2018	2019	2020	2021	most recent collection date
cVDPV ¹	Yemen				1	29		25-Sep-20				1			07-Jul-19							
	Malaysia				3	1		14-Jan-20											12	8		13-Mar-20
	Philippines				2			28-Oct-19				1			31-Oct-19					14		28-Nov-19
	Myanmar				6			09-Aug-19				6			21-Aug-19							
	Indonesia			1				27-Nov-18				2			13-Feb-19							
	PNG			26				18-Oct-18			7				20-Sep-18			7				06-Nov-18
	Laos	3						11-Jan-16	5						09-Feb-16							
	Total type 1	3	0	27	12	30	0			5	0	7	10	0	0		0	0	7	26	8	0
cVDPV ²	Egypt	1			22	135	1	03-Jan-21				15	2		11-Nov-20	4			40	130	1 ⁶ ★	10-Jan-21
	Pakistan					303		27-Dec-20							15-Dec-20					169		01-Jan-21
	Afghanistan																			3 ⁶ ★		26-Dec-20
	Iran							22-Dec-20					1		20-Nov-20			1				25-Dec-20
	Kenya				11	99		15-Dec-20				6	17		15-Oct-20			1				22-Dec-20
	Chad																		10	3		13-Mar-20
	Nigeria	1		34	18	8		10-Dec-20	2 ²		53	18	8		16-Nov-20	1		44	64	5		13-Nov-20
	Benin				8	3		30-Nov-20													5	04-Dec-20
	Sudan					56		03-Dec-20						10		01-Oct-20					11	06-Sep-20
	Tajikistan					1 ⁶ ★		22-Nov-20														
	Sierra Leone					3		19-Nov-20														
	South Sudan					40		06-Nov-20						15		15-Nov-20					3	03-Nov-20
	Burkina Faso				1	59		14-Nov-20							11	15-Jun-20						
	Somalia			6 ⁵	3	14		25-Oct-20				2	12		10-Nov-20		2	19	5	26		24-Oct-20
	Liberia																			2		03-Nov-20
	Côte d'Ivoire					71		09-Oct-20						24		01-Nov-20				7	47	14-May-20
	Mali					35		31-Oct-20						3		15-Aug-20					4	29-Aug-20
	Central African Republic				21	4		29-Oct-20				39	1		05-Oct-20				9	2		05-Feb-20
	DR Congo		22	20	88	76		29-Oct-20		19	15	29	86		28-Oct-20					1		29-Apr-20
	Guinea					39		26-Oct-20					1		05-Sep-20							
	Niger			10	1	9		25-Aug-20			4	6	2		13-Oct-20							
	Cameroon					7		11-Sep-20					4		29-Mar-20				4	8		29-Sep-20
	Ghana				18	12		09-Mar-20				16	10		22-Feb-20				17	20		17-Sep-20
	Congo					1		08-Sep-20														
	Ethiopia				14	21		30-Aug-20				9	6		25-Feb-20				2			18-Dec-19
	Togo				8	9		03-May-20				1	9		09-Jul-20							
Angola				138	3		09-Feb-20				22			31-Oct-19					17		02-Dec-19	
Malaysia																			3	5	04-Feb-20	
Philippines				12	1		15-Jan-20					5		23-Nov-19					19	4	16-Jan-20	
Zambia				2			25-Nov-19					2		25-Sep-19								
China				1			25-Apr-19					3		18-Aug-19			1				18-Apr-18	
Mozambique			1				21-Oct-18			2				17-Dec-18								
Syria		74					21-Sep-17	¹ 3	66					12-Sep-17								
Total type 2	2	96	71	366	1009	1			3	85	74	173	258	0		5	2	65	197	552	2	
cVDPV ³	Somalia			7 ⁵			07-Sep-18				2				29-Jun-18			11				23-Aug-18
	Total type 3	0	0	7	0	0			0	0	2	0	0	0		0	0	11	0	0	0	
Gender	Female (all sero type)	3	54	34	151	458																
	Male (all sero type)	2	42	70	215	576	1															
	Gender Unknown				12	5																

■ Environmental surveillance for poliovirus in selected sewage sites established and working

★ Changes from previous week

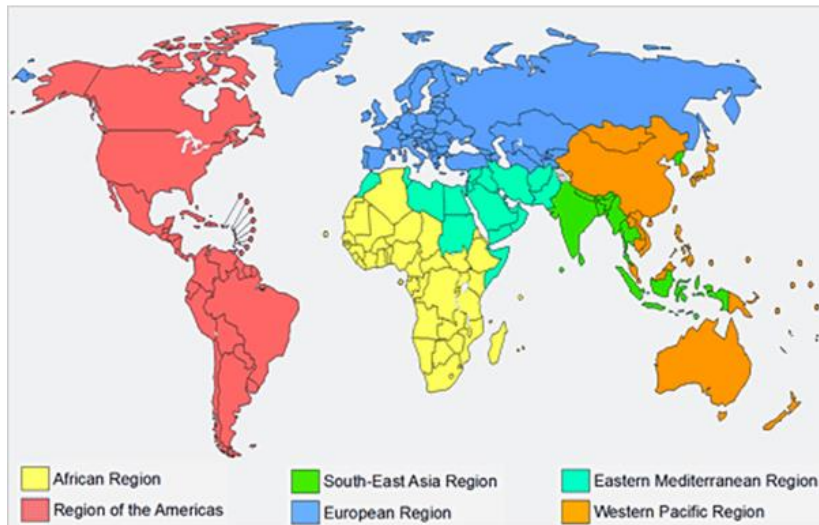
★ Due to backlog reporting of viruses from member states, numbers in this table may increase without being notified as new case/specimen in the current week

Global Surveillance Indicators: Year to Date Comparison 2020 & 2021: 01 January to 09 February 2021*

WHO region	AFP cases		Wild poliovirus cases		cVDPV ¹ cases		Polio compatibles		Pending final classification		
									Total		>90 days
	2020	2021	2020	2021	2020	2021	2020	2021	2020	2021	2021
African	580	625	0	0	1	0	0	0	444	543	0
Central	103	102	0	0	0	0	0	0	89	92	0
South/East	124	155	0	0	0	0	0	0	107	135	0
West	353	368	0	0	1	0	0	0	248	316	0
American	1	25	0	0	0	0	0	0	1	10	0
Eastern Mediterranean	1,527	1,443	7	1	0	1	0	0	962	840	0
European	70	41	0	0	0	0	0	0	65	39	0
South East Asian	1,333	1,446	0	0	0	0	0	0	793	933	0
Western Pacific	6	33	0	0	0	0	0	0	6	33	0
Global	3,517	3,613	7	1	1	1	0	0	2,271	2,398	0

¹cVDPV includes all three serotypes 1, 2 and 3. Please refer to slide 5 for the distribution of cases by serotypes.

WHO Regions



For data at country, regional and global levels from 2000 onwards, see the WHO website at <https://extranet.who.int/polis/public/CaseCount.aspx>

*Data for 2019 as of 10 Feb. 2020 and for 2020 as of 09 Feb. 2021