

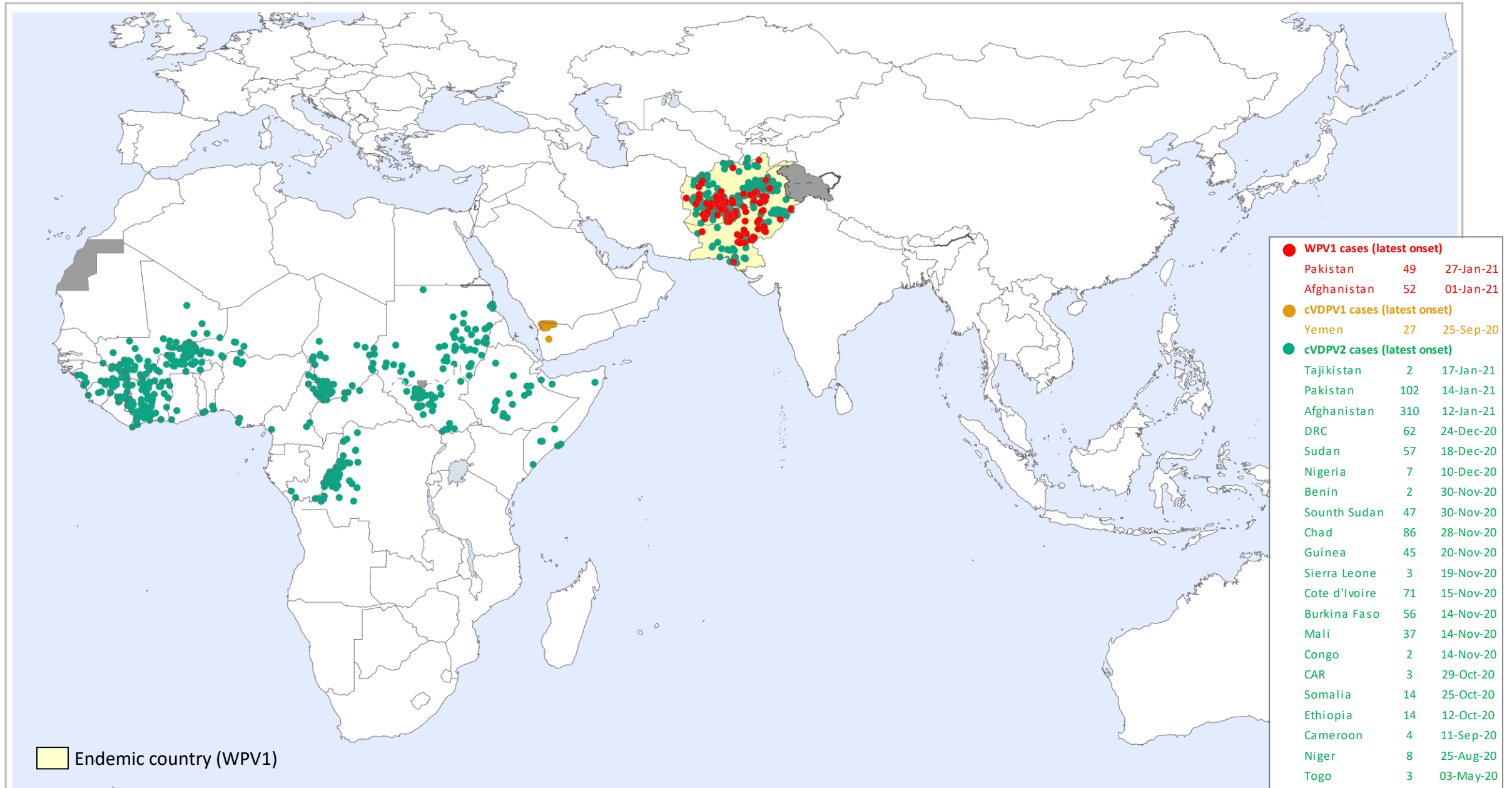
Highlights of New Wild Poliovirus and cVDPV Positives Reported Globally this Week

Country	WPV1			cVDPV1			cVDPV2			cVDPV3			Location State/Province/Governorate
	AFP	ENV	other ¹	AFP	ENV	other ¹	AFP	ENV	other ¹	AFP	ENV	other ¹	
AFGHANISTAN							1	9					NANGARHAR, KANDAHAR, HILMAND, BADGHIS
PAKISTAN		3					3	10					WPV1: PUNJAB, KP, BALOCHISTAN cVDPV2: SINDH, PUNJAB, KPTD, BALOCHISTAN
EGYPT								2					KAFR EL SHEIKH, BENI SUEF
ETHIOPIA							1	1					SNNP, ADDIS ABABA
LIBERIA								3					MONTSERRADO
SOUTH SUDAN							7		3				WARRAP, UNITY, NORTHERN BAHR EL GHAZAL, LAKES, JONGLEI, CENTRAL EQUATORIA
TAJIKISTAN								1					DUSHANBE

¹contacts of positive AFP cases, community, healthy children

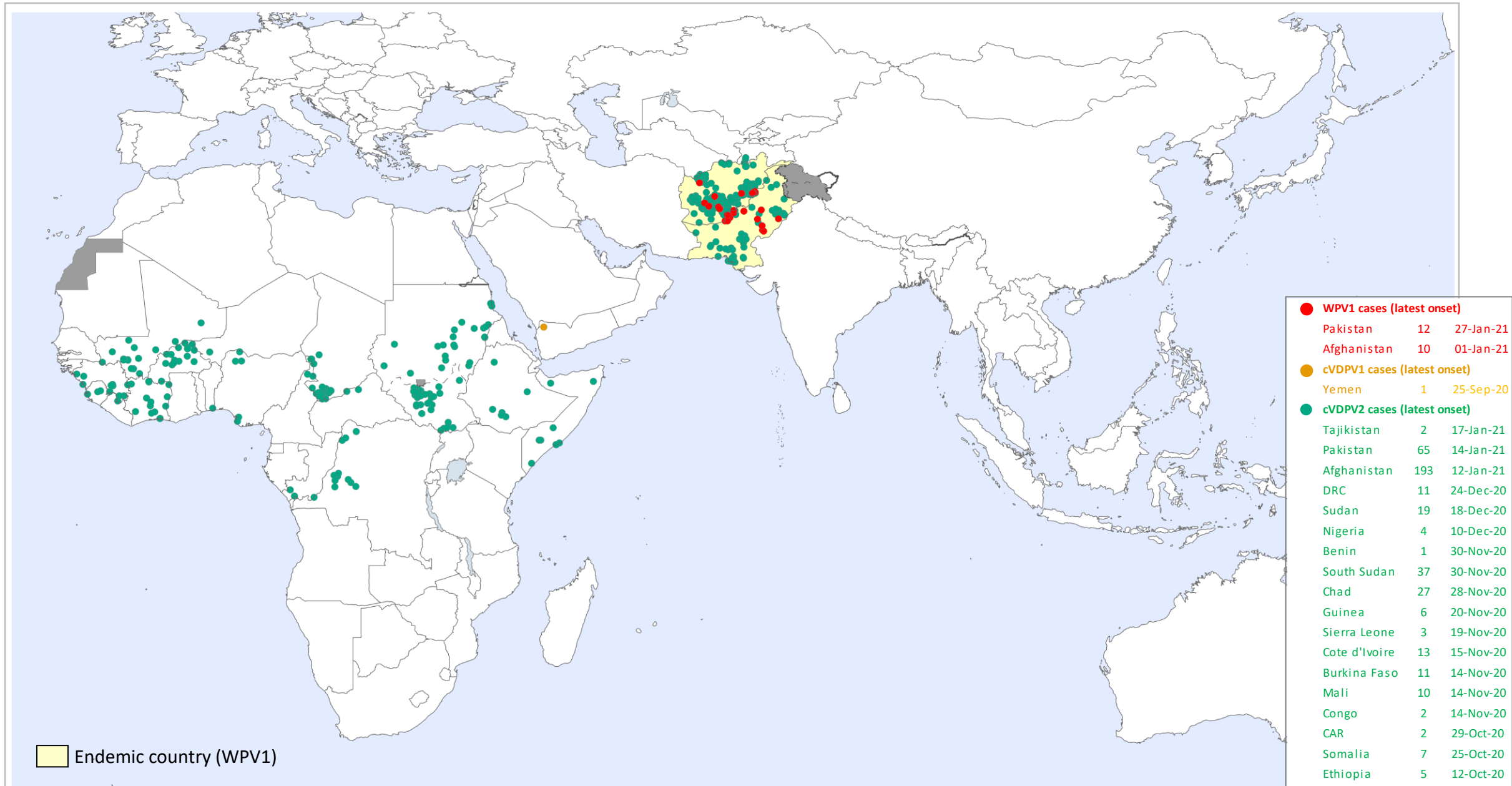
The boundaries and names shown and the designations used in the maps in this document do not imply the expression of any opinion whatsoever on the part of the World Health Organization concerning the legal status of any country, territory, city or area or of its authorities, or concerning the delimitation of its frontiers or boundaries. Dotted lines on maps represent approximate border lines for which there may not yet be full agreement. © WHO 2020. All rights reserved

Global WPV1 & cVDPV Cases¹, Previous 12 Months²



¹Excludes viruses detected from environmental surveillance; ²Onset of paralysis 03 Mar. 2020 to 02 Mar. 2021

Global WPV1 & cVDPV Cases¹, Previous 6 Months²



¹Excludes viruses detected from environmental surveillance ; ²Onset of paralysis: 03 Sep. 2020 – 02 Mar. 2021

Global Wild Poliovirus 2016 - 2021

Country or territory ³	Wild virus type 1 confirmed cases								Wild virus type 1 reported from other sources ²							
	Full year total					01 Jan-02 Mar ¹		Date of most recent case	Full year total					01 Jan-02 Mar ¹		Date of most recent virus
	2016	2017	2018	2019	2020	2020	2021		2016	2017	2018	2019	2020	2020	2021	
Pakistan	20	8	12	147	84	17	1	27-Jan-21	62	110	141	405	455	42	32	15-Feb-21
Afghanistan	13	14	21	29	56	0	1	01-Jan-21	2	42	83	60	48	3	0	06-Dec-20
Nigeria ³	4	0	0	0	0	0	0	21-Aug-16	1 ⁴							27-Sep-16
Iran	0	0	0	0	0	0	0	NA				3				20-May-19
Total (Type1)	37	22	33	176	140	17	2		65	152	224	468	503	45	32	
Tot. in endemic countries	37	22	33	176	140	17	0									
Tot. in non-end countries	0	0	0	0	0	0	0									
No. of countries (infected)	3	2	2	2	2	2	0									
No. of countries (endemic)	2 ³	2 ³	3	3	3	2	0									
Total Female	13	7	18	72	61	8										
Total Male	24	15	15	104	79	9	2									

Countries in yellow are endemic. ¹Data reported to WHO HQ on 03 Mar. 2020 for 2020 data and 02 Mar. 2021 for 2021 data.

²Wild viruses from environmental samples, selected contacts, healthy children and other sources. Last WPV type 3 had its onset on 10 November 2012. ³Between 27 Sep 2015 and 27 Sep 2016, Nigeria was not classified as endemic, and declared Wild polio-free as of June 2020. ⁴Exceptionally reporting case-contact of a positive index case given the date of collection is later than the onset date of the most recent WPV.

Global Circulating Vaccine-derived Poliovirus (cVDPV)^{1,2,3}

¹For cVDPV definition see http://polioeradication.org/wp-content/uploads/2016/09/Reporting-and-Classification-of-VDPVs_Aug2016_EN.pdf. ²Figures include multiple emergences. ³ stool collected in Sep - 2016 but the final result was reported in 2017. ⁴ Include contact, healthy and community samples. ⁵ 1 cVDPV2 and cVDPV3 isolated from one child. ⁶No clear evidence of in-country community transmission; investigations underway

	Country	AFP cases (Paralysis onset between 2016-2021)							Other sources (Human) ⁴ (Collection between 2016-2021)							Other sources (Environment) (Collection between 2016-2021)							
		2016	2017	2018	2019	2020	2021	Onset of most recent case	2016	2017	2018	2019	2020	2021	most recent collection date	2016	2017	2018	2019	2020	2021	most recent collection date	
cVDPV1 ¹	Yemen				1	29		25-Sep-20				1			07-Jul-19								
	Malaysia				3	1		14-Jan-20											12	8		13-Mar-20	
	Philippines				2			28-Oct-19				1			31-Oct-19				14			28-Nov-19	
	Myanmar					6		09-Aug-19				6			21-Aug-19								
	Indonesia				1			27-Nov-18				2			13-Feb-19								
	PNG				26			18-Oct-18			7				20-Sep-18			7				06-Nov-18	
	Laos	3						11-Jan-16	5						09-Feb-16								
Total type 1	3	0	27	12	30	0		5	0	7	10	0	0		0	0	7	26	8	0			
cVDPV2 ¹	Pakistan	1			22	135	6	14-Jan-21				15	2		11-Nov-20	4				40	135	10	15-Feb-21
	Tajikistan					1	1	17-Jan-21						3	29-Jan-21						1	1	14-Feb-21
	Egypt																			1	6	09-Feb-21	
	Kenya							22-Dec-20				1			20-Nov-20			1		1	1	13-Jan-21	
	Afghanistan					305	6	12-Jan-21					36		15-Dec-20					174	9	05-Jan-21	
	Iran																			3 ⁶		25-Dec-20	
	DR Congo		22	20	88	78		24-Dec-20		19	15	29	88		28-Oct-20					1		29-Apr-20	
	Liberia												2		21-Dec-20					5		01-Dec-20	
	Sudan					57		18-Dec-20					10		01-Oct-20					14		09-Nov-20	
	Congo					2		14-Nov-20												1		16-Dec-20	
	Chad				11	99		15-Dec-20				6	17		15-Oct-20				10	3		13-Mar-20	
	Nigeria	1		34	18	8		10-Dec-20	2 ²		53	18	8		16-Nov-20	1		44	64	5		13-Nov-20	
	Benin				8	3		30-Nov-20												5		04-Dec-20	
	South Sudan					47		30-Nov-20					18		04-Dec-20					3		03-Nov-20	
	Guinea					45		20-Nov-20					1		05-Sep-20								
	Sierra Leone					3		19-Nov-20															
	Burkina Faso				1	59		14-Nov-20					11		15-Jun-20								
	Mali					38		14-Nov-20					3		15-Aug-20					4		29-Aug-20	
	Somalia			6 ⁵	3	14		25-Oct-20				2	12		10-Nov-20		2	19	5	26		24-Oct-20	
	Côte d'Ivoire					72		09-Nov-20					24		01-Nov-20					7	47	14-May-20	
	Central African Republic				21	4		29-Oct-20				39	1		05-Oct-20					9	2	05-Feb-20	
	Niger			10	1	9		25-Aug-20			4	6	2		13-Oct-20								
	Ethiopia				14	26		12-Oct-20				9	6		25-Feb-20					3	1	21-Sep-20	
	Cameroon					7		11-Sep-20					4		29-Mar-20					4	8	29-Sep-20	
	Ghana					18	12	09-Mar-20					16	10	22-Feb-20					17	20	17-Sep-20	
	Togo					8	9	03-May-20					1	9	09-Jul-20								
	Angola					138	3	09-Feb-20					22		31-Oct-19					17		02-Dec-19	
	Malaysia																			3	5	04-Feb-20	
	Philippines					12	1	15-Jan-20					5		23-Nov-19					19	4	16-Jan-20	
	Zambia					2		25-Nov-19					2		25-Sep-19								
	China					1		25-Apr-19					3		18-Aug-19				1				18-Apr-18
	Mozambique				1			21-Oct-18				2			17-Dec-18								
Syria		74					21-Sep-17	1 ³	66					12-Sep-17									
Total type 2	2	96	71	366	1037	13		3	85	74	173	265	3		5	2	65	198	468	27			
cVDPV3 ¹	Somalia			7 ⁵				07-Sep-18				2			29-Jun-18				11			23-Aug-18	
Total type 3	0	0	7	0	0	0		0	0	2	0	0	0		0	0	11	0	0	0			
Gender	Female (all sero type)	3	54	34	151	467																	
	Male (all sero type)	2	42	70	215	590	13																
	Gender Unknown				12	10																	

■ Environmental surveillance for poliovirus in selected sewage sites established and working

Changes from previous week

★ Due to backlog reporting of viruses from member states, numbers in this table may increase without being notified as new case/specimen in the current week

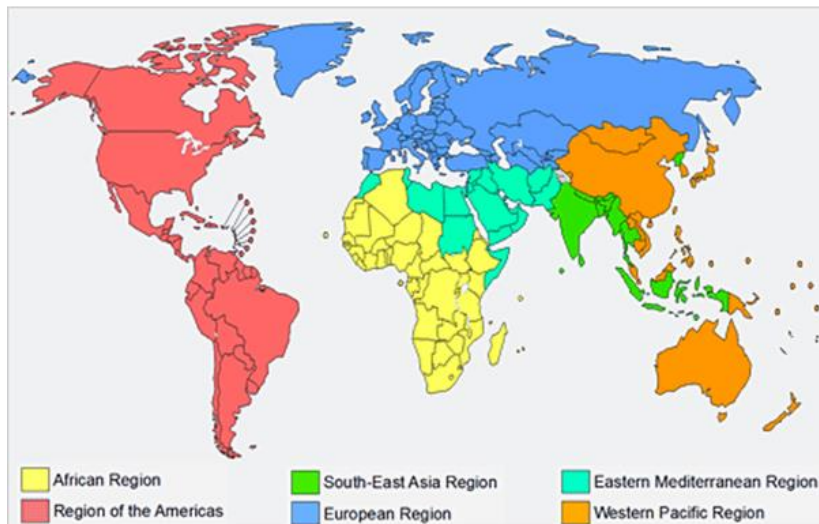
Global Surveillance Indicators: Year to Date Comparison

2020 & 2021: 01 January to 02 March 2021*

WHO region	AFP cases		Wild poliovirus cases		cVDPV ¹ cases		Polio compatibles		Pending final classification		
									Total		>90 days
	2020	2021	2020	2021	2020	2021	2020	2021	2020	2021	2021
African	1,601	1,686	0	0	12	0	1	0	902	810	0
Central	376	350	0	0	5	0	0	0	326	188	0
South/East	472	484	0	0	2	0	1	0	292	274	0
West	753	852	0	0	5	0	0	0	284	348	0
American	101	52	0	0	0	0	0	0	13	21	0
Eastern Mediterranean	3,230	2,661	17	2	7	12	0	0	1,262	1,042	0
European	193	102	0	0	0	1	0	0	149	93	0
South East Asian	2,595	2,995	0	0	0	0	0	0	1,036	1,373	0
Western Pacific	265	91	0	0	0	0	0	0	204	47	0
Global	7,985	7,587	17	2	19	13	1	0	3,566	3,386	0

¹cVDPV includes all three serotypes 1, 2 and 3. Please refer to slide 5 for the distribution of cases by serotypes.

WHO Regions



For data at country, regional and global levels from 2000 onwards, see the WHO website at <https://extranet.who.int/polis/public/CaseCount.aspx>

*Data for 2019 as of 03 Mar. 2020 and for 2020 as of 02 Mar. 2021