

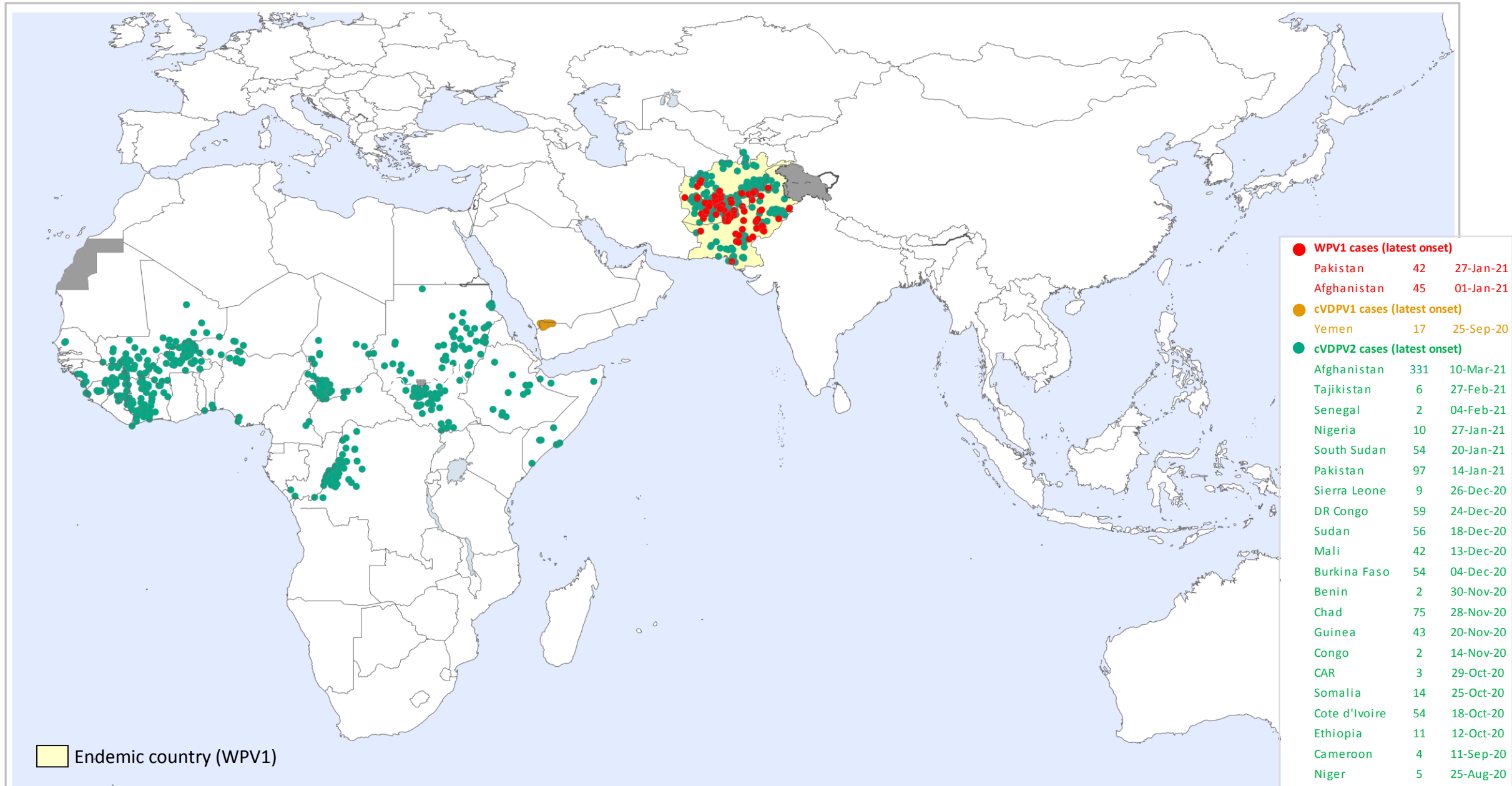
# Highlights of New Wild Poliovirus and cVDPV Positives Reported Globally this Week

Country	WPV1			cVDPV1			cVDPV2			cVDPV3			Location State/Province/Governorate
	AFP	ENV	other <sup>1</sup>	AFP	ENV	other <sup>1</sup>	AFP	ENV	other <sup>1</sup>	AFP	ENV	other <sup>1</sup>	
AFGHANISTAN							5	8					AFP: BADGHIS, ZABUL ENV: NANGARHAR, KANDAHAR, KABUL, HILMAND
PAKISTAN		2						3					WPV1: SINDH, PUNJAB cVDPV2: SINDH, BALOCHISTAN
BURKINA FASO							1						BANFORA
CÔTE D'IVOIRE								4					ABIDJAN 1, ABIDJAN 2
LIBERIA								1					MONTSERRADO
SENEGAL									4				DIOURBEL
SIERRA LEONE							1		1				NORTHERN, WESTERN AREA
TAJIKISTAN									4				DUSHANBE

<sup>1</sup>contacts of positive AFP cases, community, healthy children

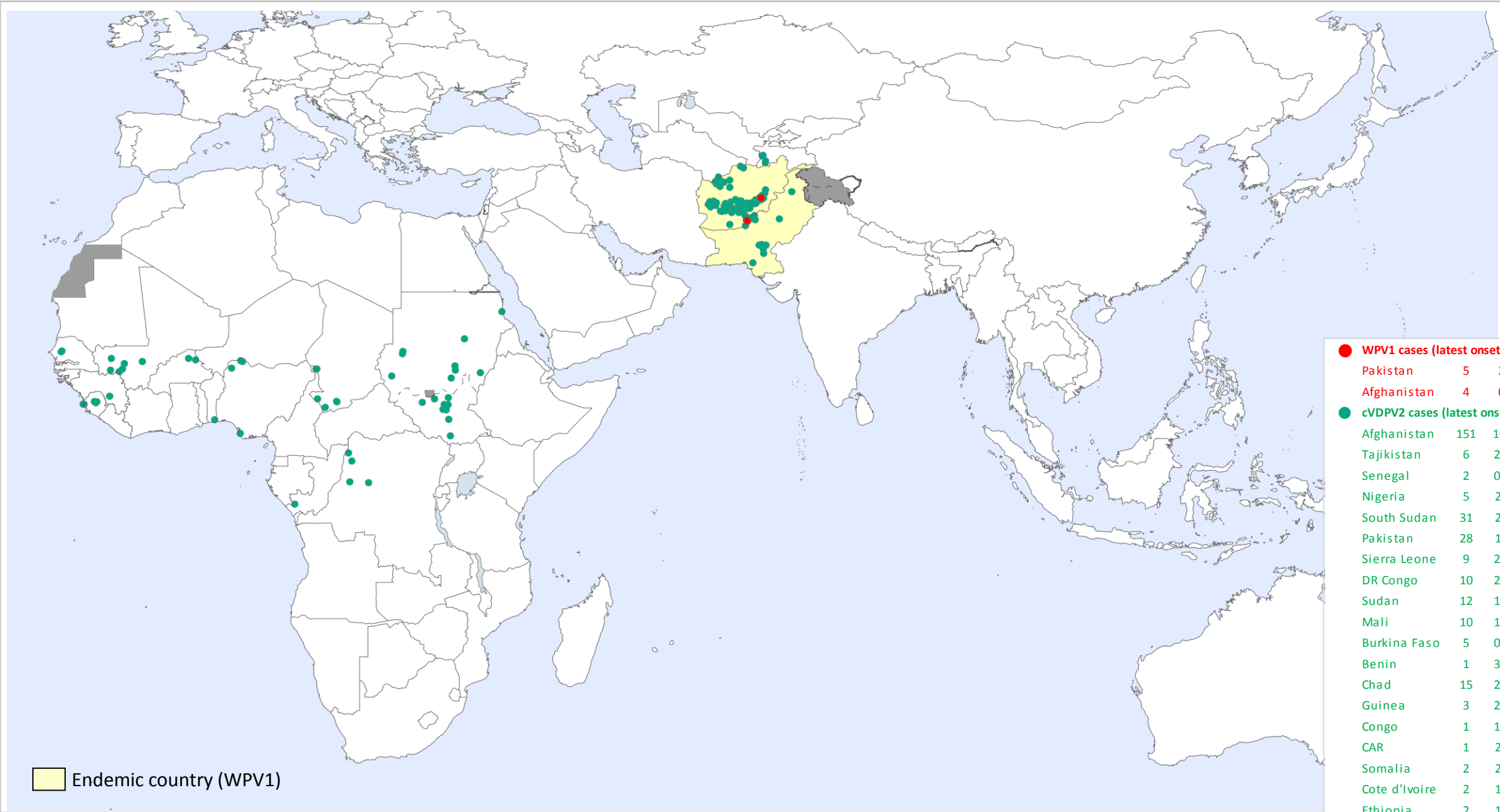
The boundaries and names shown and the designations used in the maps in this document do not imply the expression of any opinion whatsoever on the part of the World Health Organization concerning the legal status of any country, territory, city or area or of its authorities, or concerning the delimitation of its frontiers or boundaries. Dotted lines on maps represent approximate border lines for which there may not yet be full agreement. © WHO 2020. All rights reserved

# Global WPV1 & cVDPV Cases<sup>1</sup>, Previous 12 Months<sup>2</sup>



<sup>1</sup>Excludes viruses detected from environmental surveillance; <sup>2</sup>Onset of paralysis 07 Apr. 2020 to 06 Apr. 2021

# Global WPV1 & cVDPV Cases<sup>1</sup>, Previous 6 Months<sup>2</sup>



<sup>1</sup>Excludes viruses detected from environmental surveillance ; <sup>2</sup>Onset of paralysis: 07 Oct. 2020 – 06 Apr. 2021

# Global Wild Poliovirus 2016 - 2021

Country or territory <sup>3</sup>	Wild virus type 1 confirmed cases								Wild virus type 1 reported from other sources <sup>2</sup>							
	Full year total					01 Jan-06Apr <sup>1</sup>		Date of most recent case	Full year total					01 Jan-06 Apr <sup>1</sup>		Date of most recent virus
	2016	2017	2018	2019	2020	2020	2021		2016	2017	2018	2019	2020	2020	2021	
Pakistan	20	8	12	147	84	36	1	27-Jan-21	62	110	141	405	455	87	48	17-Mar-21
Afghanistan	13	14	21	29	56	3	1	01-Jan-21	2	42	83	60	48	8	1	23-Feb-21
Nigeria <sup>3</sup>	4	0	0	0	0	0	0	21-Aug-16	1 <sup>4</sup>							27-Sep-16
Iran	0	0	0	0	0	0	0	NA				3				20-May-19
<b>Total (Type1)</b>	<b>37</b>	<b>22</b>	<b>33</b>	<b>176</b>	<b>140</b>	<b>39</b>	<b>2</b>		<b>65</b>	<b>152</b>	<b>224</b>	<b>468</b>	<b>503</b>	<b>95</b>	<b>49</b>	
Tot. in endemic countries	37	22	33	176	140	39	0									
Tot. in non-end countries	0	0	0	0	0	0	0									
No. of countries (infected)	3	2	2	2	2	2	0									
No. of countries (endemic)	2 <sup>3</sup>	2 <sup>3</sup>	3	3	3	2	0									
Total Female	13	7	18	72	59	17										
Total Male	24	15	15	104	81	22	2									

Countries in yellow are endemic. <sup>1</sup>Data reported to WHO HQ on 07 Apr. 2020 for 2020 data and 06 Apr. 2021 for 2021 data.

<sup>2</sup>Wild viruses from environmental samples, selected contacts, healthy children and other sources. Last WPV type 3 had its onset on 10 November 2012. <sup>3</sup>Between 27 Sep 2015 and 27 Sep 2016, Nigeria was not classified as endemic, and declared Wild polio-free as of June 2020. <sup>4</sup>Exceptionally reporting case-contact of a positive index case given the date of collection is later than the onset date of the most recent WPV.

# Global Circulating Vaccine-derived Poliovirus (cVDPV)<sup>1,2,3</sup>

	Country	AFP cases (Paralysis onset between 2016-2021)							Other sources (Human) <sup>4</sup> (Collection between 2016-2021)							Other sources (Environment) (Collection between 2016-2021)								
		2016	2017	2018	2019	2020	2021	Onset of most recent case	2016	2017	2018	2019	2020	2021	most recent collection date	2016	2017	2018	2019	2020	2021	most recent collection date		
		cVDPV <sup>1</sup>	Yemen				1	29		25-Sep-20				1			07-Jul-19							
Malaysia					3	1		14-Jan-20											12	9			13-Mar-20	
Philippines					2			28-Oct-19				1			31-Oct-19				14				28-Nov-19	
Myanmar						6		09-Aug-19				6			21-Aug-19									
Indonesia					1			27-Nov-18				2			13-Feb-19									
PNG						26									20-Sep-18				7				06-Nov-18	
Laos															11-Jan-16									
Total type 1	3		0	27	12	30	0		5	0	7	10	0	0	09-Feb-16	0	0	7	26	9	0			
cVDPV <sup>2</sup>	Pakistan	1			22	135	6	14-Jan-21				14	2		11-Nov-20	4			40	135	26		16-Mar-21	
	Afghanistan					308	28	10-Mar-21					36	1	30-Jan-21					174	34		07-Mar-21	
	Tajikistan					1	5	14-Feb-21						8	10-Mar-21						3		27-Feb-21	
	Egypt																			1	9		25-Feb-21	
	Senegal						2	04-Feb-21						10	01-Mar-21					1	1		02-Feb-21	
	Sierra Leone					9		26-Dec-20					2	1	06-Jan-21						3		06-Feb-21	
	Nigeria	1		34	18	8	3	27-Jan-21	2 <sup>2</sup>		53	18	8	1	05-Feb-21	1		44	64	5			13-Nov-20	
	Liberia												2	2	21-Jan-21					6	4		16-Feb-21	
	South Sudan					50	4	25-Jan-21					18	1	08-Jan-21					6			01-Dec-20	
	Kenya							22-Dec-20					1		20-Nov-20			1		1	1		13-Jan-21	
	Guinea					45		20-Nov-20					1		05-Sep-20					1			30-Dec-20	
	Iran																				3			25-Dec-20
	DR Congo		22	20	88	81		24-Dec-20		19	15	29	88		28-Oct-20					1			29-Apr-20	
	Côte d'Ivoire					59		18-Oct-20					24		01-Nov-20						1			23-Dec-20
	Sudan					58		18-Dec-20					10		01-Oct-20				7		14		09-Nov-20	
	Congo					2		14-Nov-20					2		12-Oct-20						1			16-Dec-20
	Chad				11	99		15-Dec-20				6	17		15-Oct-20				10		3		13-Mar-20	
	Mali					43		11-Dec-20					3		15-Aug-20						4			29-Aug-20
	Niger			10	1	9		25-Aug-20			4	6	2		13-Oct-20						6			08-Dec-20
	Benin				8	3		30-Nov-20													5			04-Dec-20
	Burkina Faso				1	60		04-Dec-20					11		15-Jun-20									
	Somalia				6 <sup>5</sup>	3	14	25-Oct-20				2	12		10-Nov-20		2	19	5	26				24-Oct-20
	Central African Republic				21	4		29-Oct-20				43	1		05-Oct-20						2			05-Feb-20
	Ethiopia				14	26		12-Oct-20				9	6		25-Feb-20						3	1		21-Sep-20
	Cameroon					7		11-Sep-20					4		29-Mar-20						4	9		29-Sep-20
	Ghana				18	12		09-Mar-20				16	10		22-Feb-20						17	20		17-Sep-20
	Togo				8	9		03-May-20				1	9		09-Jul-20									
	Angola				138	3		09-Feb-20				22			31-Oct-19						17			02-Dec-19
	Malaysia																			3	5			04-Feb-20
	Philippines				12	1		15-Jan-20				6			23-Nov-19					19	4			16-Jan-20
	Zambia				2			25-Nov-19				2			25-Sep-19									
China				1			25-Apr-19				3			18-Aug-19				1					18-Apr-18	
Mozambique				1			21-Oct-18				2			17-Dec-18										
Syria		74					21-Sep-17	1 <sup>3</sup>	66					12-Sep-17										
Total type 2	2	96	71	366	1046	48		3	85	74	177	269	24		5	2	65	198	524	81				
cVDPV <sup>3</sup>	Somalia			7 <sup>5</sup>				07-Sep-18			2			29-Jun-18				11					23-Aug-18	
	Total type 3	0	0	7	0	0	0		0	0	2	0	0		0	0	11	0	0	0				
Gender	Female (all sero type)	3	54	34	151	473	12																	
	Male (all sero type)	2	42	70	215	593	35																	
	Gender Unknown				12	10	1																	

Environmental surveillance for poliovirus in selected sewage sites established and working

\* Changes from previous week

★ Due to backlog reporting of viruses from member states, numbers in this table may increase without being notified as new case/specimen in the current week

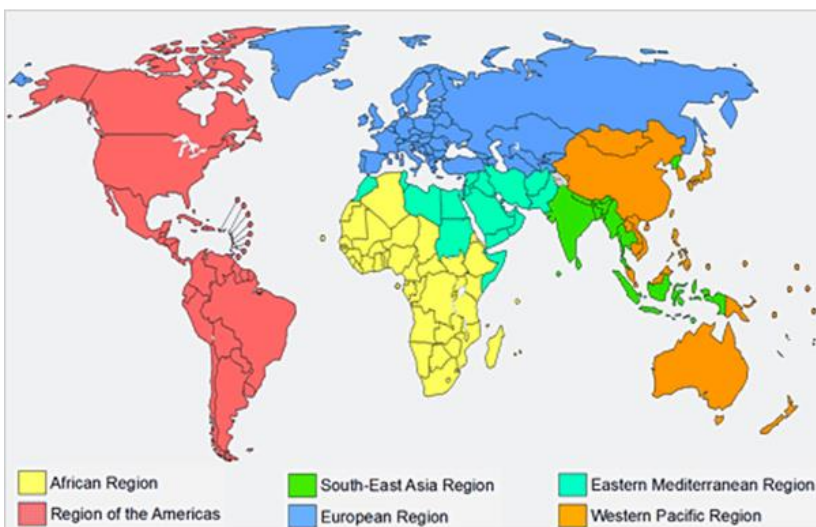
<sup>1</sup>For cVDPV definition see [http://polioeradication.org/wp-content/uploads/2016/09/Reporting-and-Classification-of-VDPVs\\_Aug2016\\_EN.pdf](http://polioeradication.org/wp-content/uploads/2016/09/Reporting-and-Classification-of-VDPVs_Aug2016_EN.pdf). <sup>2</sup>Figures include multiple emergences. <sup>3</sup> stool collected in Sep - 2016 but the final result was reported in 2017. <sup>4</sup> Include contact, healthy and community samples. <sup>5</sup> 1 cVDPV2 and cVDPV3 isolated from one child. <sup>6</sup>No clear evidence of in-country community transmission; investigations underway

# Global Surveillance Indicators: Year to Date Comparison 2020 & 2021: 01 January to 06 April 2021\*

WHO region	AFP cases		Wild poliovirus cases		cVDPV <sup>1</sup> cases		Polio compatibles		Pending final classification		
									Total		>90 days
	2020	2021	2020	2021	2020	2021	2020	2021	2020	2021	2021
<b>African</b>	4,168	3,772	0	0	34	9	1	0	1,739	1,347	42
<b>Central</b>	1,073	840	0	0	10	0	0	0	799	289	12
<b>South/East</b>	1,060	1,089	0	0	2	4	0	0	371	472	18
<b>West</b>	2,035	1,843	0	0	16	5	0	0	569	586	12
<b>American</b>	279	129	0	0	0	0	0	0	66	51	5
<b>Eastern Mediterranean</b>	5,539	4,802	39	2	34	34	0	0	1,213	1,220	33
<b>European</b>	300	200	0	0	0	5	0	0	189	151	6
<b>South East Asian</b>	6,438	5,620	0	0	0	0	0	0	1,798	1,886	66
<b>Western Pacific</b>	497	572	0	0	0	0	1	0	375	472	71
<b>Global</b>	<b>17,221</b>	<b>15,095</b>	<b>39</b>	<b>2</b>	<b>68</b>	<b>48</b>	<b>2</b>	<b>0</b>	<b>5,380</b>	<b>5,127</b>	<b>223</b>

<sup>1</sup>cVDPV includes all three serotypes 1, 2 and 3. Please refer to slide 5 for the distribution of cases by serotypes.

WHO Regions



For data at country, regional and global levels from 2000 onwards, see the WHO website at <https://extranet.who.int/polis/public/CaseCount.aspx>

\*Data for 2020 as of 07 Apr. 2020 and for 2021 as of 06 Apr. 2021