

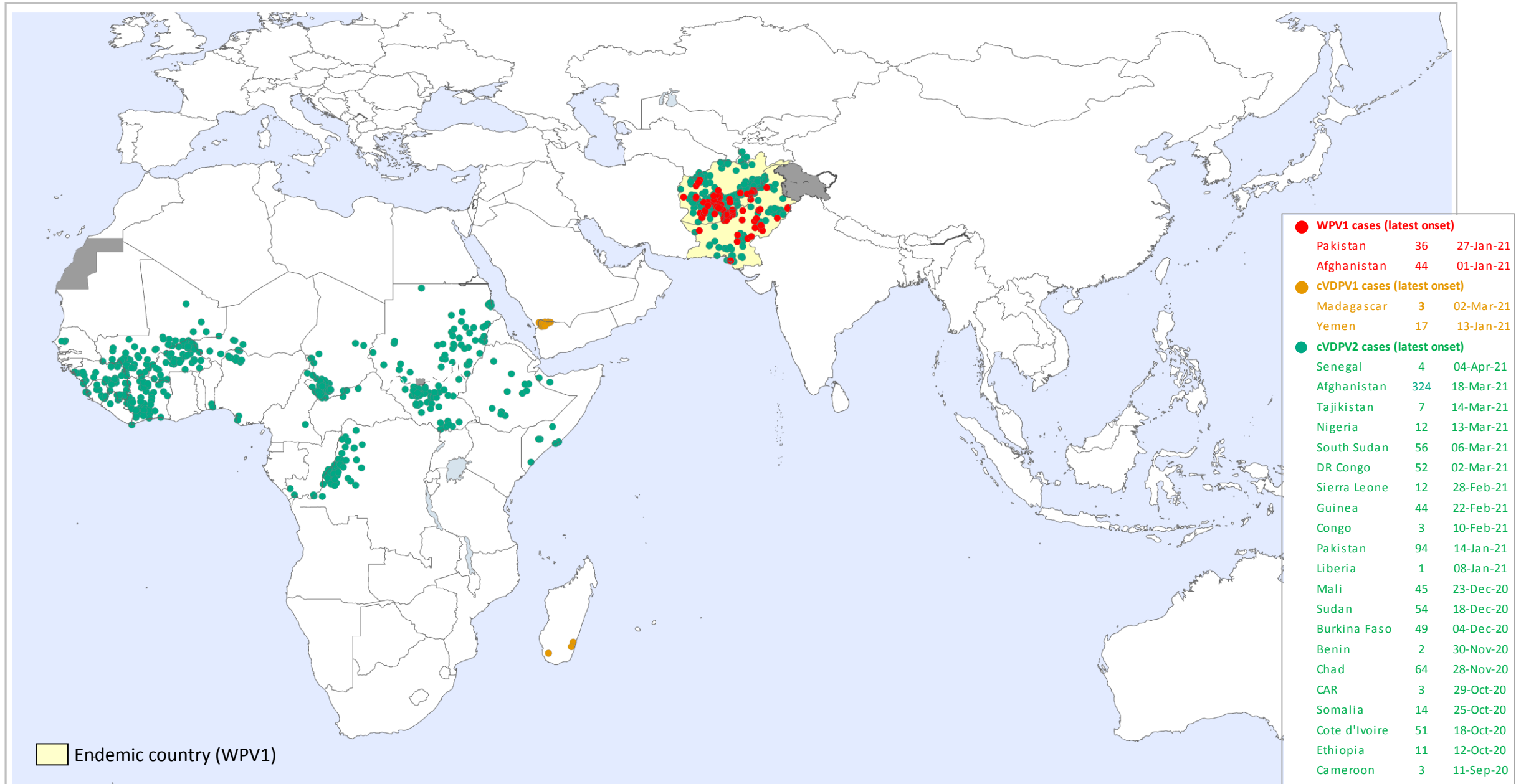
Highlights of New Wild Poliovirus and cVDPV Positives Reported Globally this Week

Country	WPV1			cVDPV1			cVDPV2			cVDPV3			Location State/Province/Governorate
	AFP	ENV	other ¹	AFP	ENV	other ¹	AFP	ENV	other ¹	AFP	ENV	other ¹	
PAKISTAN		2											BALOCHISTAN, SINDH
LIBERIA								1					MONTSERRADO
SENEGAL							1	1					DIOURBEL, DAKAR
SOUTH SUDAN							1		3				JONGLEI

¹contacts of positive AFP cases, community, healthy children

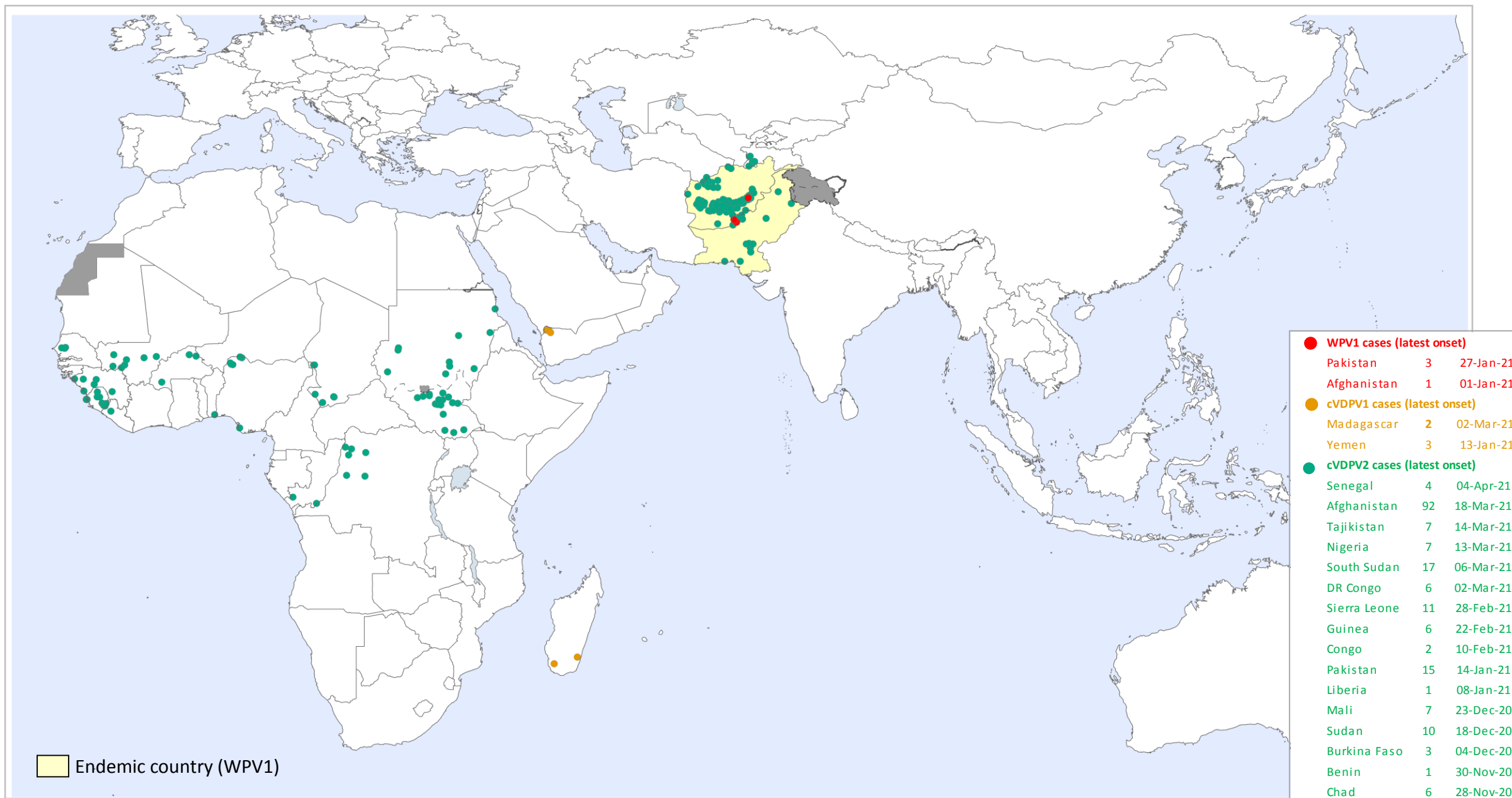
The boundaries and names shown and the designations used in the maps in this document do not imply the expression of any opinion whatsoever on the part of the World Health Organization concerning the legal status of any country, territory, city or area or of its authorities, or concerning the delimitation of its frontiers or boundaries. Dotted lines on maps represent approximate border lines for which there may not yet be full agreement. © WHO 2020. All rights reserved

Global WPV1 & cVDPV Cases¹, Previous 12 Months²



¹Excludes viruses detected from environmental surveillance; ²Onset of paralysis 05 May 2020 to 04 May 2021

Global WPV1 & cVDPV Cases¹, Previous 6 Months²



¹Excludes viruses detected from environmental surveillance ; ²Onset of paralysis: 05 Nov. 2020 – 04 May 2021

Global Wild Poliovirus 2016 - 2021

Country or territory ³	Wild virus type 1 confirmed cases								Wild virus type 1 reported from other sources ²							
	Full year total					01 Jan-04 May ¹		Date of most recent case	Full year total					01 Jan-04 May ¹		Date of most recent virus
	2016	2017	2018	2019	2020	2020	2021		2016	2017	2018	2019	2020	2020	2021	
Pakistan	20	8	12	147	84	41	1	27-Jan-21	62	110	141	405	455	122	55	12-Apr-21
Afghanistan	13	14	21	29	56	5	1	01-Jan-21	2	42	83	60	48	8	1	23-Feb-21
Nigeria ³	4	0	0	0	0	0	0	21-Aug-16	1 ⁴							27-Sep-16
Iran	0	0	0	0	0	0	0	NA				3				20-May-19
Total (Type1)	37	22	33	176	140	46	2		65	152	224	468	503	130	56	
Tot. in endemic countries	37	22	33	176	140	46	2									
Tot. in non-end countries	0	0	0	0	0	0	0									
No. of countries (infected)	3	2	2	2	2	2	2									
No. of countries (endemic)	2 ³	2 ³	3	3	3	2	2									
Total Female	13	7	18	72	59	20										
Total Male	24	15	15	104	81	26	2									

Countries in yellow are endemic. ¹Data reported to WHO HQ on 05 May 2020 for 2020 data and 04 May 2021 for 2021 data.

²Wild viruses from environmental samples, selected contacts, healthy children and other sources. Last WPV type 3 had its onset on 10 November 2012. ³Between 27 Sep 2015 and 27 Sep 2016, Nigeria was not classified as endemic, and declared Wild polio-free as of June 2020. ⁴Exceptionally reporting case-contact of a positive index case given the date of collection is later than the onset date of the most recent WPV.

Global Circulating Vaccine-derived Poliovirus (cVDPV)^{1,2,3}

¹For cVDPV definition see http://polioeradication.org/wp-content/uploads/2016/09/Reporting-and-Classification-of-VDPVs_Aug2016_EN.pdf. ²Figures include multiple emergences. ³ stool collected in Sep - 2016 but the final result was reported in 2017. ⁴ Include contact, healthy and community samples. ⁵ 1 cVDPV2 and cVDPV3 isolated from one child. ⁶No clear evidence of in-country community transmission; investigations underway

	Country	AFP cases (Paralysis onset between 2016-2021)							Other sources (Human) ⁴ (Collection between 2016-2021)							Other sources (Environment) (Collection between 2016-2021)							
		2016	2017	2018	2019	2020	2021	Onset of most recent case	2016	2017	2018	2019	2020	2021	most recent collection date	2016	2017	2018	2019	2020	2021	most recent collection date	
cVDPV1 ¹	Madagascar					2	1	03-Mar-21						3	24-Feb-21							3	01-Feb-21
	Yemen				1	31	1	13-Jan-21				1			07-Jul-19								
	Malaysia				3	1		14-Jan-20											12	9			13-Mar-20
	Philippines				2			28-Oct-19				1			31-Oct-19								28-Nov-19
	Myanmar				6			09-Aug-19				6			21-Aug-19								
	Indonesia				1			27-Nov-18				2			13-Feb-19								
	PNG				26			18-Oct-18			7				20-Sep-18			7					06-Nov-18
	Laos	3						11-Jan-16	5						09-Feb-16								
Total type 1	3	0	27	12	34	2		5	0	7	10	0	3		0	0	7	26	9	3			
cVDPV2 ¹	Senegal						4	04-Apr-21					10	01-Mar-21						1	2	01-Apr-21	
	Pakistan	1			22	135	6	14-Jan-21				14	2	11-Nov-20	4			40	135	30			02-Apr-21
	Afghanistan					308	33	18-Mar-21					36	1	30-Jan-21					174	37		24-Mar-21
	Benin				8	3		30-Nov-20													5	1	22-Mar-21
	Tajikistan					1	6	14-Mar-21						8	10-Mar-21							5	19-Mar-21
	Liberia						1	08-Jan-21					2	2	21-Jan-21						6	8	16-Mar-21
	Nigeria	1		34	18	8	5	13-Mar-21	2 ²		53	18	8	1	05-Feb-21	1		44	64	5	1		14-Mar-21
	Sierra Leone					10	4	28-Feb-21					3	2	06-Jan-21							6	09-Mar-21
	South Sudan					50	6	06-Mar-21					18	4	25-Feb-21						6		01-Dec-20
	DR Congo		22	20	88	81	2	02-Mar-21		19	15	29	88		28-Oct-20						1		29-Apr-20
	Egypt																				1	9	25-Feb-21
	Guinea					44	5	22-Feb-21					1		05-Sep-20						1		30-Dec-20
	Iran																				3	1	20-Feb-21
	Congo					2	1	10-Feb-21					2		12-Oct-20						1		16-Dec-20
	Kenya												1	2	25-Jan-21			1		1	1		13-Jan-21
	Côte d'Ivoire					60			18-Oct-20				24		01-Nov-20			1		7	90		23-Dec-20
	Mali					46			23-Dec-20				3		15-Aug-20						4		29-Aug-20
	Sudan					58			18-Dec-20				10		01-Oct-20						14		09-Nov-20
	Chad				11	99			15-Dec-20			6	17		15-Oct-20				10	3			13-Mar-20
	Niger			10	1	9			25-Aug-20		4	6	2		13-Oct-20						6		08-Dec-20
	Burkina Faso				1	61			04-Dec-20				11		15-Jun-20								
	Somalia			6 ⁵	3	14			25-Oct-20			2	12		10-Nov-20		2	19	5	26			24-Oct-20
	Central African Republic				21	4			29-Oct-20			43	1		05-Oct-20				9	2			05-Feb-20
	Ethiopia				14	26			12-Oct-20			9	6		25-Feb-20				3	1			21-Sep-20
	Cameroon					7			11-Sep-20				4		29-Mar-20						4	9	29-Sep-20
	Ghana				18	12			09-Mar-20				16	10	22-Feb-20						17	20	17-Sep-20
	Togo				8	9			03-May-20				1	9	09-Jul-20								
	Angola				138	3			09-Feb-20				22		31-Oct-19						17		02-Dec-19
	Malaysia																			3	5		04-Feb-20
	Philippines				12	1			15-Jan-20				6		23-Nov-19						19	4	16-Jan-20
	Zambia				2				25-Nov-19				2		25-Sep-19								
	China				1				25-Apr-19				3		18-Aug-19			1					18-Apr-18
Mozambique				1				21-Oct-18			2			17-Dec-18									
Syria		74						21-Sep-17	1 ³	66				12-Sep-17									
Total type 2	2	96	71	366	1051	73			3	85	74	177	270	30	5	2	65	198	524	101			
cVDPV3 ¹	Somalia			7 ⁵				07-Sep-18			2			29-Jun-18			11					23-Aug-18	
	Total type 3	0	0	7	0	0			0	0	2	0	0	0	0	0	11	0	0	0			
Gender	Female (all sero type)	3	54	34	151	476	25																
	Male (all sero type)	2	42	70	215	597	48																
	Gender Unknown				12	10	2																

■ Environmental surveillance for poliovirus in selected sewage sites established and working

Changes from previous week

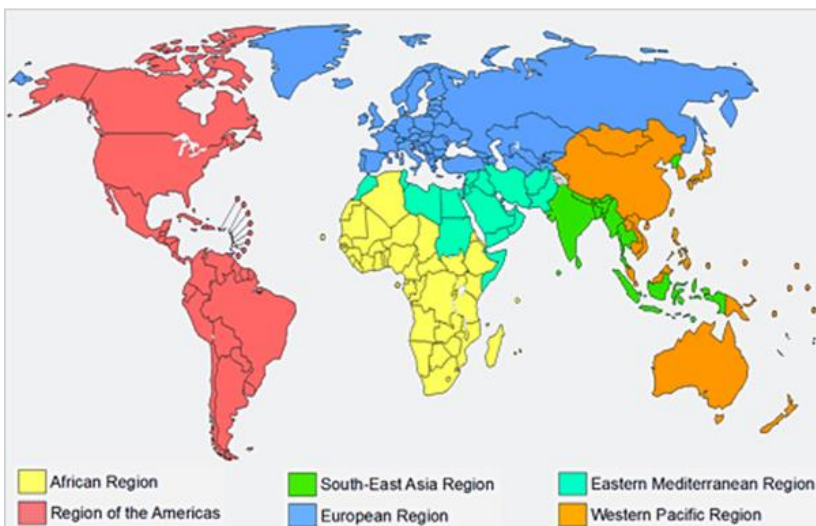
★ Due to backlog reporting of viruses from member states, numbers in this table may increase without being notified as new case/specimen in the current week

Global Surveillance Indicators: Year to Date Comparison 2020 & 2021: 01 January to 04 May 2021*

WHO region	AFP cases		Wild poliovirus cases		cVDPV ¹ cases		Polio compatibles		Pending final classification		
									Total		>90 days
	2020	2021	2020	2021	2020	2021	2020	2021	2020	2021	2021
African	5,299	5,678	0	0	47	29	1	1	1,793	1,667	194
Central	1,492	1,276	0	0	22	3	0	0	893	324	53
South/East	1,326	1,771	0	0	2	7	0	0	417	676	83
West	2,481	2,631	0	0	17	19	0	0	483	667	58
American	320	166	0	0	0	0	0	0	53	50	15
Eastern Mediterranean	6,644	6,488	46	2	52	40	0	1	1,218	1,251	168
European	349	289	0	0	0	6	0	0	195	172	15
South East Asian	7,270	7,129	0	0	0	0	0	0	1,569	2,002	320
Western Pacific	724	856	0	0	0	0	2	0	511	698	341
Global	20,606	20,606	46	2	99	75	3	2	5,339	5,840	1,053

¹cVDPV includes all three serotypes 1, 2 and 3. Please refer to slide 5 for the distribution of cases by serotypes.

WHO Regions



For data at country, regional and global levels from 2000 onwards, see the WHO website at <https://extranet.who.int/polis/public/CaseCount.aspx>

*Data for 2020 as of 05 May 2020 and for 2021 as of 04 May 2021