

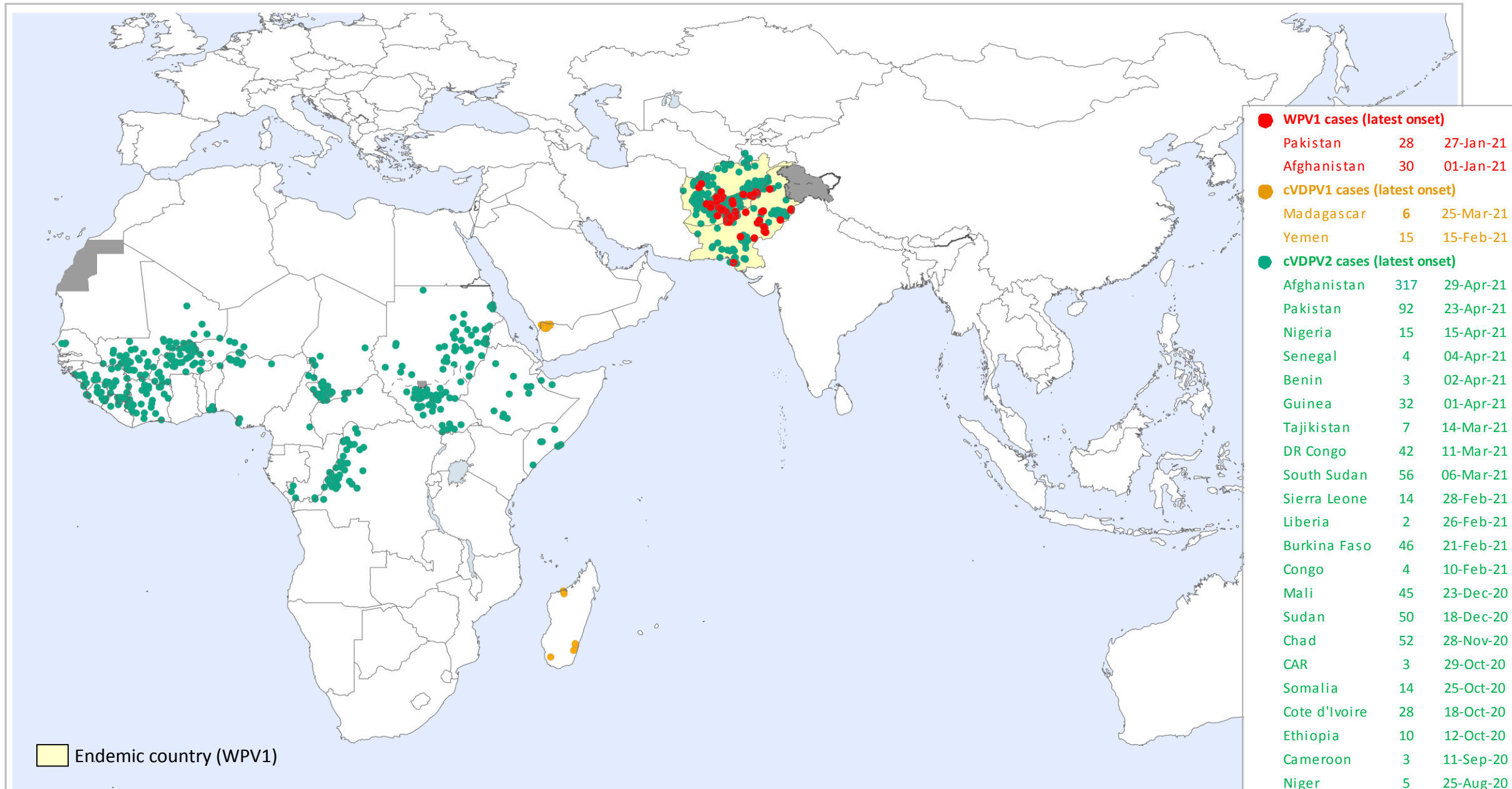
Highlights of New Wild Poliovirus and cVDPV Positives Reported Globally this Week

Country	WPV1			cVDPV1			cVDPV2			cVDPV3			Location State/Province/Governorate
	AFP	ENV	other ¹	AFP	ENV	other ¹	AFP	ENV	other ¹	AFP	ENV	other ¹	
AFGHANISTAN							1						BADGHIS
BURKINA FASO							1						KAYA
PAKISTAN		2						1					WPV1: PUNJAB, KHYBER PAKHTOON cVDPV2: BALOCHISTAN

¹contacts of positive AFP cases, community, healthy children

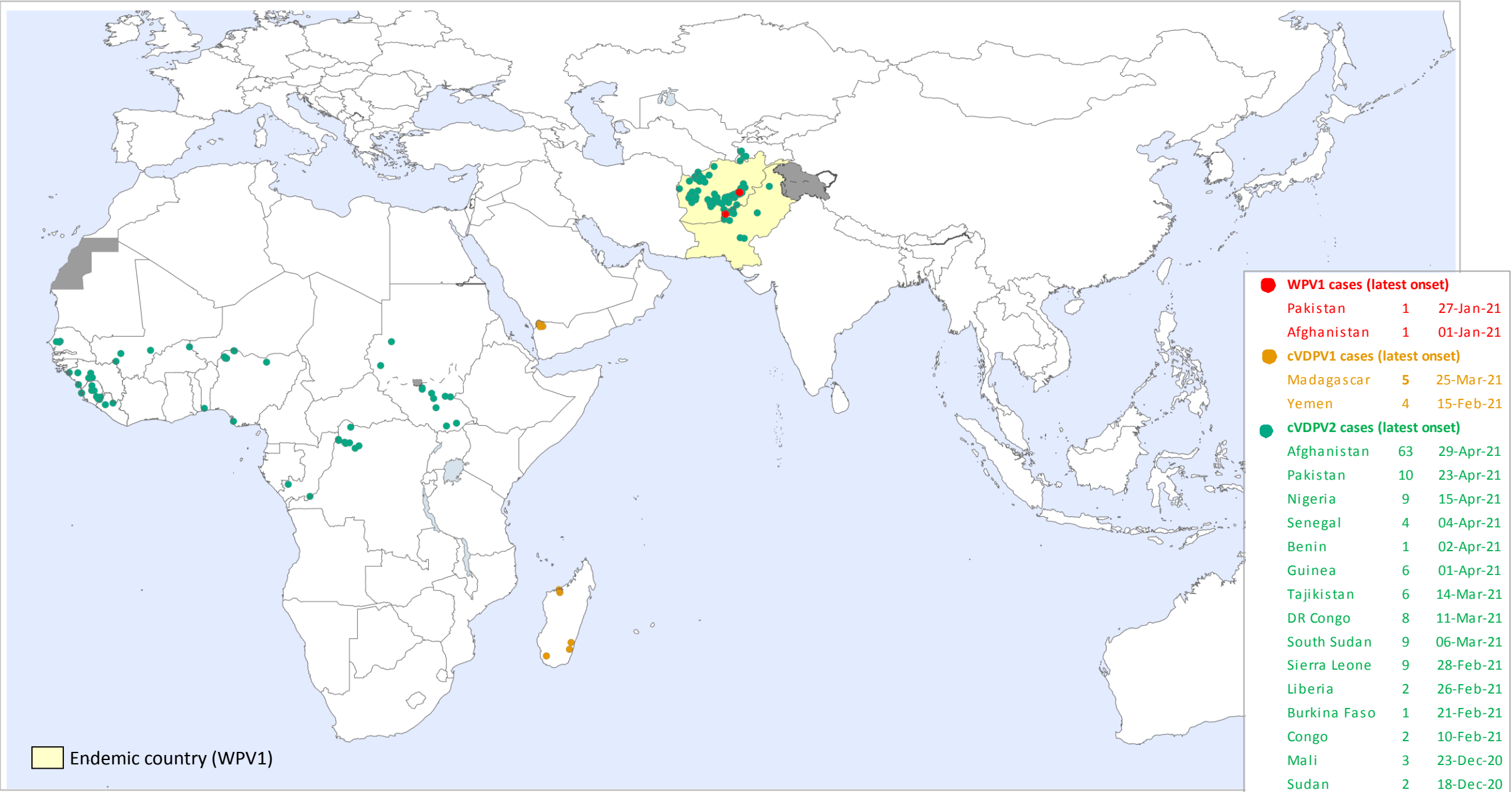
The boundaries and names shown and the designations used in the maps in this document do not imply the expression of any opinion whatsoever on the part of the World Health Organization concerning the legal status of any country, territory, city or area or of its authorities, or concerning the delimitation of its frontiers or boundaries. Dotted lines on maps represent approximate border lines for which there may not yet be full agreement. © WHO 2020. All rights reserved

Global WPV1 & cVDPV Cases¹, Previous 12 Months²



¹Excludes viruses detected from environmental surveillance; ²Onset of paralysis 09 Jun. 2020 to 08 Jun. 2021

Global WPV1 & cVDPV Cases¹, Previous 6 Months²



¹Excludes viruses detected from environmental surveillance ; ²Onset of paralysis: 09 Dec. 2020 – 08 Jun. 2021

Global Wild Poliovirus 2016 - 2021

Country or territory ³	Wild virus type 1 confirmed cases								Wild virus type 1 reported from other sources ²							
	Full year total					01 Jan-08 Jun ¹		Date of most recent case	Full year total					01 Jan-08 Jun ¹		Date of most recent virus
	2016	2017	2018	2019	2020	2020	2021		2016	2017	2018	2019	2020	2020	2021	
Pakistan	20	8	12	147	84	49	1	27-Jan-21	62	110	141	405	455	167	57	24-May-21
Afghanistan	13	14	21	29	56	12	1	01-Jan-21	2	42	83	60	48	13	1	23-Feb-21
Nigeria ³	4	0	0	0	0	0	0	21-Aug-16	1 ⁴							27-Sep-16
Iran	0	0	0	0	0	0	0	NA				3				20-May-19
Total (Type1)	37	22	33	176	140	61	2		65	152	224	468	503	180	58	
Tot. in endemic countries	37	22	33	176	140	61	2									
Tot. in non-end countries	0	0	0	0	0	0	0									
No. of countries (infected)	3	2	2	2	2	2	2									
No. of countries (endemic)	2 ³	2 ³	3	3	3	2	2									
Total Female	13	7	18	72	59	27										
Total Male	24	15	15	104	81	34	2									

Countries in yellow are endemic. ¹Data reported to WHO HQ on 09 Jun. 2020 for 2020 data and 08 Jun. 2021 for 2021 data.

²Wild viruses from environmental samples, selected contacts, healthy children and other sources. Last WPV type 3 had its onset on 10 November 2012. ³Between 27 Sep 2015 and 27 Sep 2016, Nigeria was not classified as endemic, and declared Wild polio-free as of June 2020. ⁴Exceptionally reporting case-contact of a positive index case given the date of collection is later than the onset date of the most recent WPV.

Global Circulating Vaccine-derived Poliovirus (cVDPV)^{1,2,3}

¹For cVDPV definition see http://polioeradication.org/wp-content/uploads/2016/09/Reporting-and-Classification-of-VDPVs_Aug2016_EN.pdf. ²Figures include multiple emergences. ³ stool collected in Sep - 2016 but the final result was reported in 2017. ⁴ Include contact, healthy and community samples. ⁵ 1 cVDPV2 and cVDPV3 isolated from one child. ⁶No clear evidence of in-country community transmission; investigations underway

	Country	AFP cases (Paralysis onset between 2016-2021)							Other sources (Human) ⁴ (Collection between 2016-2021)							Other sources (Environment) (Collection between 2016-2021)							
		2016	2017	2018	2019	2020	2021	Onset of most recent case	2016	2017	2018	2019	2020	2021	most recent collection date	2016	2017	2018	2019	2020	2021	most recent collection date	
cVDPV1 ¹	Madagascar					2	4	25-Mar-21						5	29-Mar-21							4	06-Apr-21
	Yemen				1	31	2	15-Feb-21				1			07-Jul-19								
	Malaysia				3	1		14-Jan-20											12	9			13-Mar-20
	Philippines				2			28-Oct-19				1			31-Oct-19				14				28-Nov-19
	Myanmar				6			09-Aug-19				6			21-Aug-19								
	Indonesia			1				27-Nov-18				2			13-Feb-19								
	PNG			26				18-Oct-18			7				20-Sep-18			7					06-Nov-18
	Laos	3						11-Jan-16	5						09-Feb-16								
Total type 1	3	0	27	12	34	6		5	0	7	10	0	5		0	0	7	26	9	4			
cVDPV2 ¹	Pakistan	1			22	135	8	23-Apr-21				14	2		11-Nov-20	4			40	135	32		18-May-21
	Afghanistan					308	40	29-Apr-21					36	2	03-May-21					175	39		25-Apr-21
	Tajikistan					1	6	14-Mar-21					8		10-Mar-21						11		30-Apr-21
	Nigeria	1		34	18	8	8	15-Apr-21	2 ²		53	18	8	1	05-Feb-21	1		44	64	5	5		21-Apr-21
	Liberia						2	26-Feb-21					2	4	21-Jan-21					6	12		20-Apr-21
	Senegal						4	04-Apr-21						10	01-Mar-21					1	2		01-Apr-21
	Benin				8	3	1	02-Apr-21												5	1		22-Mar-21
	Guinea					44	6	01-Apr-21					1		05-Sep-20					1			30-Dec-20
	Sierra Leone					10	4	28-Feb-21					5	5	19-Mar-21						8		30-Mar-21
	DR Congo		22	20	88	81	7	11-Mar-21		19	15	29	88	1	21-Feb-21					1			29-Apr-20
	South Sudan					50	6	06-Mar-21					18	5	25-Feb-21					6			01-Dec-20
	Egypt																			1	9		25-Feb-21
	Burkina Faso				1	63	1	21-Feb-21					12		19-Sep-20								
	Iran																			3	1		20-Feb-21
	Congo					2	2	10-Feb-21					2		12-Oct-20					1			16-Dec-20
	Kenya												1	2	25-Jan-21			1		1	1		13-Jan-21
	Côte d'Ivoire					60			18-Oct-20					24		01-Nov-20				7	90		23-Dec-20
	Mali					48			23-Dec-20					3		15-Aug-20					4		29-Aug-20
	Sudan					58			18-Dec-20					10		01-Oct-20					14		09-Nov-20
	Niger			10	1	9			25-Aug-20			4	6	2		13-Oct-20					6		08-Dec-20
	Chad				11	99			28-Nov-20				6	17		15-Oct-20					10	3	13-Mar-20
	Somalia			6 ⁵	3	14			25-Oct-20				2	12		10-Nov-20		2	19	5	26		24-Oct-20
	Central African Republic				21	4			29-Oct-20				43	1		05-Oct-20					9	2	05-Feb-20
	Ethiopia				14	26			12-Oct-20				9	6		25-Feb-20					3	1	21-Sep-20
	Cameroon					7			11-Sep-20					4		29-Mar-20					4	9	29-Sep-20
	Ghana				18	12			09-Mar-20				16	10		22-Feb-20					17	20	17-Sep-20
	Togo				8	9			03-May-20				1	9		09-Jul-20							
	Angola				138	3			09-Feb-20				22			31-Oct-19					17		02-Dec-19
	Malaysia																				3	5	04-Feb-20
	Philippines				12	1			15-Jan-20				6			23-Nov-19					19	4	16-Jan-20
Zambia				2				25-Nov-19				2			25-Sep-19								
China				1				25-Apr-19				3			18-Aug-19				1			18-Apr-18	
Mozambique			1					21-Oct-18			2				17-Dec-18								
Syria		74						21-Sep-17	1 ³	66					12-Sep-17								
Total type 2	2	96	71	366	1055	95		3	85	74	177	273	38		5	2	65	198	525	121			
cVDPV3 ¹	China												1		22-Jul-20						1	25-Jan-21	
	Somalia			7 ⁵				07-Sep-18			2				29-Jun-18			11					23-Aug-18
	Total type 3	0	0	7	0	0	0		0	0	2	0	1	0		0	0	11	0	0	1		
Gender	Female (all sero type)	3	54	34	151	481	31																
	Male (all sero type)	2	42	70	215	599	69																
	Gender Unknown			12	9	1																	

■ Environmental surveillance for poliovirus in selected sewage sites established and working

Changes from previous week

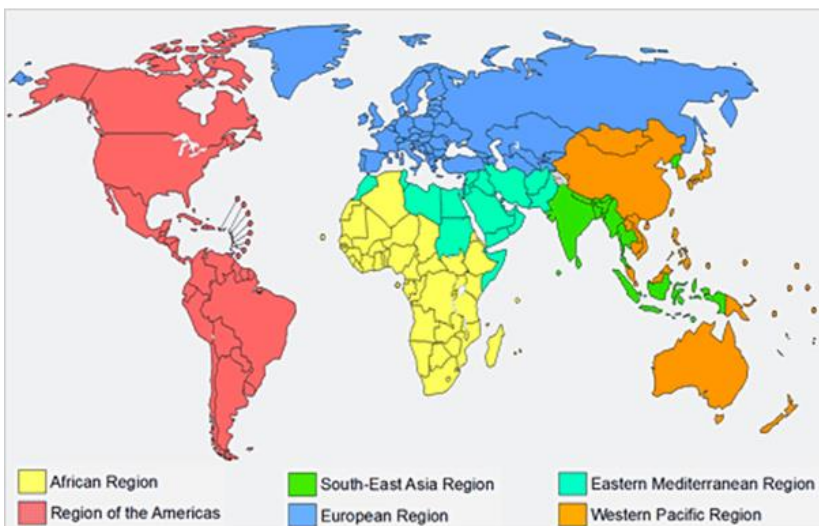
★ Due to backlog reporting of viruses from member states, numbers in this table may increase without being notified as new case/specimen in the current week

Global Surveillance Indicators: Year to Date Comparison 2020 & 2021: 01 January to 08 June 2021*

WHO region	AFP cases		Wild poliovirus cases		cVDPV ¹ cases		Polio compatibles		Pending final classification		
									Total		>90 days
	2020	2021	2020	2021	2020	2021	2020	2021	2020	2021	2021
African	7,000	8,094	0	0	69	45	16	1	1,657	2,146	442
Central	2,047	1,891	0	0	28	9	16	0	531	471	111
South/East	1,703	2,454	0	0	12	10	0	1	359	909	184
West	3,250	3,749	0	0	29	26	0	0	767	766	147
American	400	252	0	0	0	0	0	0	69	68	23
Eastern Mediterranean	7,803	8,240	61	2	66	50	0	2	1,156	1,370	208
European	414	381	0	0	0	6	0	0	167	188	33
South East Asian	8,376	8,428	0	0	0	0	0	0	2,191	1,878	472
Western Pacific	1,449	1,389	0	0	0	0	2	0	880	1,103	610
Global	25,442	26,784	61	2	135	101	18	3	6,120	6,753	1,788

¹cVDPV includes all three serotypes 1, 2 and 3. Please refer to slide 5 for the distribution of cases by serotypes.

WHO Regions



For data at country, regional and global levels from 2000 onwards, see the WHO website at <https://extranet.who.int/polis/public/CaseCount.aspx>

*Data for 2020 as of 09 June 2020 and for 2021 as of 08 June 2021