

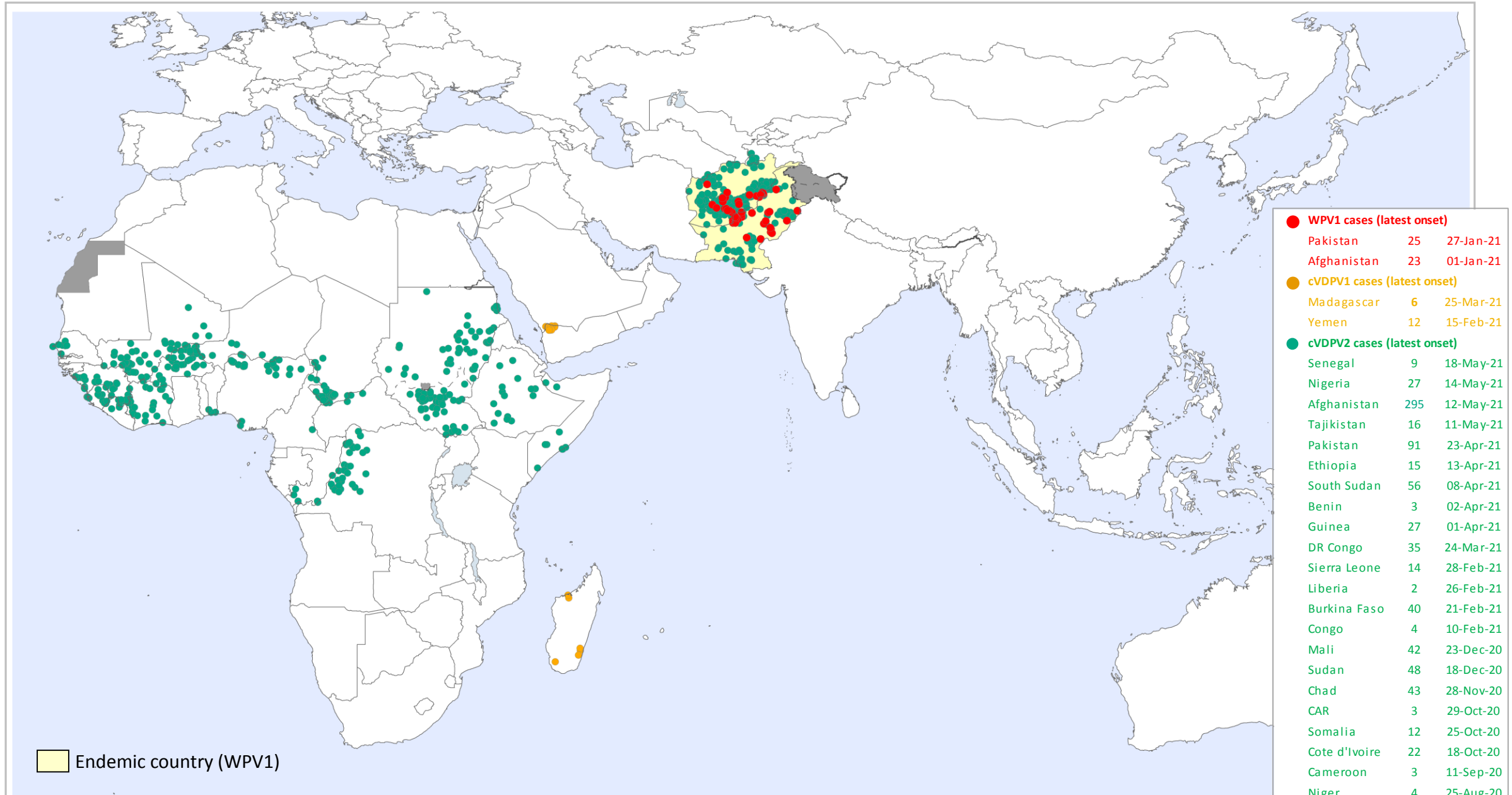
Highlights of New Wild Poliovirus and cVDPV Positives Reported Globally this Week

Country	WPV1			cVDPV1			cVDPV2			cVDPV3			Location State/Province/Governorate
	AFP	ENV	other ¹	AFP	ENV	other ¹	AFP	ENV	other ¹	AFP	ENV	other ¹	
EGYPT								1					QENA
NIGERIA							10	4	3				ABIA, BORNO, KANO, NASARAWA, JIGAWA, RIVERS, YOBE, ZAMFARA

¹contacts of positive AFP cases, community, healthy children

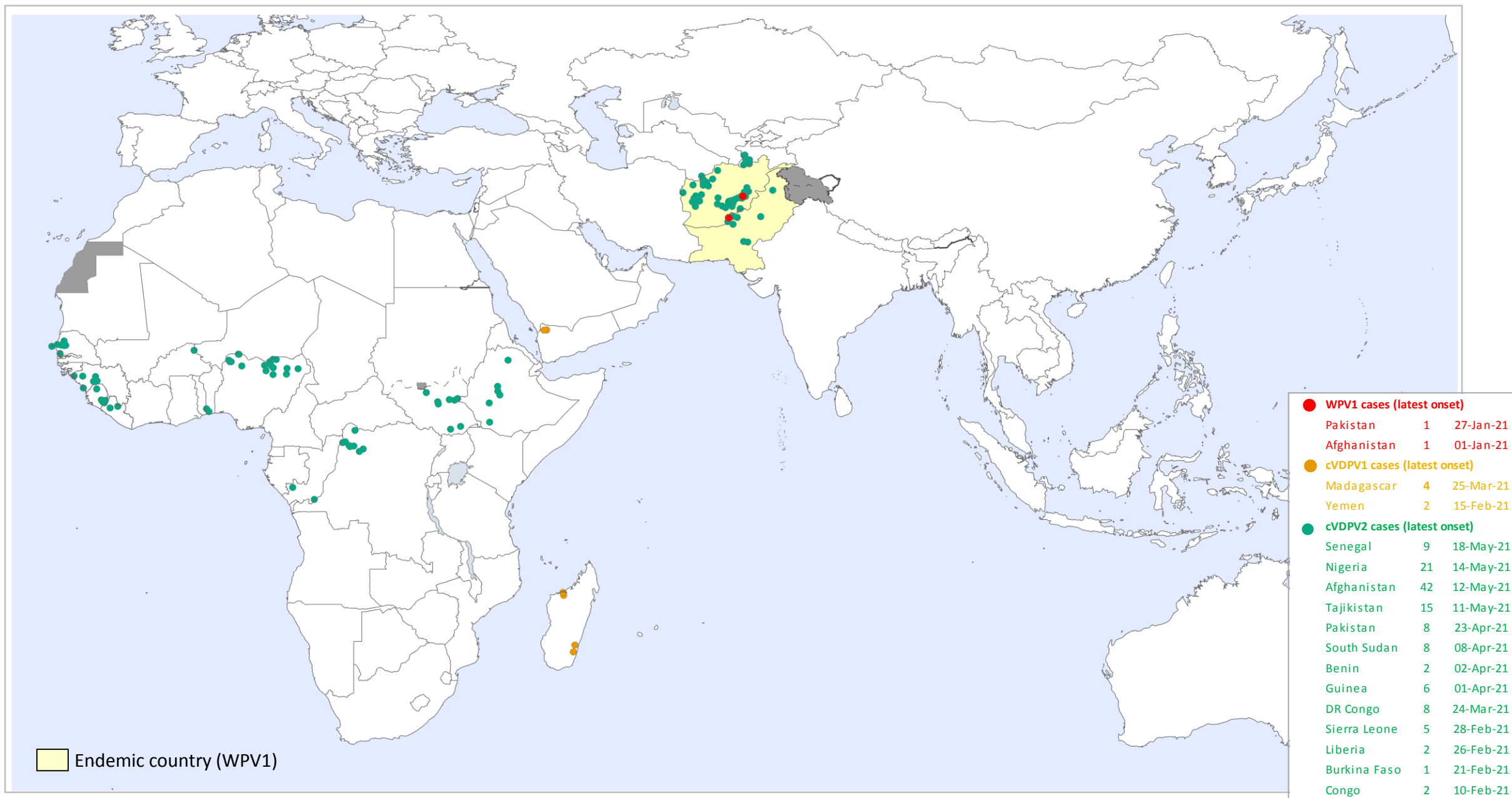
The boundaries and names shown and the designations used in the maps in this document do not imply the expression of any opinion whatsoever on the part of the World Health Organization concerning the legal status of any country, territory, city or area or of its authorities, or concerning the delimitation of its frontiers or boundaries. Dotted lines on maps represent approximate border lines for which there may not yet be full agreement. © WHO 2020. All rights reserved

Global WPV1 & cVDPV Cases¹, Previous 12 Months²



¹Excludes viruses detected from environmental surveillance; ²Onset of paralysis 30 Jun. 2020 to 29 Jun. 2021

Global WPV1 & cVDPV Cases¹, Previous 6 Months²



¹Excludes viruses detected from environmental surveillance ; ²Onset of paralysis: 30 Dec. 2020 – 29 Jun. 2021

Global Wild Poliovirus 2016 - 2021

Country or territory ³	Wild virus type 1 confirmed cases							Wild virus type 1 reported from other sources ²								
	Full year total					01 Jan-29 Jun ¹		Date of most recent case	Full year total					01 Jan-29 Jun ¹		Date of most recent virus
	2016	2017	2018	2019	2020	2020	2021		2016	2017	2018	2019	2020	2020	2021	
Pakistan	20	8	12	147	84	53	1	27-Jan-21	62	110	141	405	455	209	58	24-May-21
Afghanistan	13	14	21	29	56	19	1	01-Jan-21	2	42	83	60	48	17	1	23-Feb-21
Nigeria ³	4	0	0	0	0	0	0	21-Aug-16	1 ⁴							27-Sep-16
Iran	0	0	0	0	0	0	0	NA				3				20-May-19
Total (Type1)	37	22	33	176	140	72	2		65	152	224	468	503	226	59	
Tot. in endemic countries	37	22	33	176	140	72	2									
Tot. in non-end countries	0	0	0	0	0	0	0									
No. of countries (infected)	3	2	2	2	2	2	2									
No. of countries (endemic)	2 ³	2 ³	3	3	3	2	2									
Total Female	13	7	18	72	59	32										
Total Male	24	15	15	104	81	40	2									

Countries in yellow are endemic. ¹Data reported to WHO HQ on 30 Jun. 2020 for 2020 data and 29 Jun. 2021 for 2021 data.

²Wild viruses from environmental samples, selected contacts, healthy children and other sources. Last WPV type 3 had its onset on 10 November 2012. ³Between 27 Sep 2015 and 27 Sep 2016, Nigeria was not classified as endemic, and declared Wild polio-free as of June 2020. ⁴Exceptionally reporting case-contact of a positive index case given the date of collection is later than the onset date of the most recent WPV.

Global Circulating Vaccine-derived Poliovirus (cVDPV)^{1,2,3}

¹For cVDPV definition see http://polioeradication.org/wp-content/uploads/2016/09/Reporting-and-Classification-of-VDPVs_Aug2016_EN.pdf . ²Figures include multiple emergences. ³ stool collected in Sep - 2016 but the final result was reported in 2017. ⁴ Include contact, healthy and community samples . ⁵ 1 cVDPV2 and cVDPV3 isolated from one child. ⁶No clear evidence of in-country community transmission; investigations underway

	Country	AFP cases (Paralysis onset between 2016-2021)							Other sources (Human) ⁴ (Collection between 2016-2021)							Other sources (Environment) (Collection between 2016-2021)								
		2016	2017	2018	2019	2020	2021	Onset of most recent case	2016	2017	2018	2019	2020	2021	most recent collection date	2016	2017	2018	2019	2020	2021	most recent collection date		
cVDPV ¹	Madagascar					2	4	25-Mar-21						5	29-Mar-21							4	06-Apr-21	
	Yemen				1	31	2	15-Feb-21				1			07-Jul-19									
	Malaysia				3	1		14-Jan-20																
	Philippines				2			28-Oct-19				1			31-Oct-19				12	9			13-Mar-20	
	Myanmar				6			09-Aug-19				6			21-Aug-19				14				28-Nov-19	
	Indonesia				1			27-Nov-18				2			13-Feb-19									
	PNG				26			18-Oct-18			7				20-Sep-18				7					06-Nov-18
	Laos	3						11-Jan-16	5						09-Feb-16									
	Total type 1	3	0	27	12	34	6		5	0	7	10	0	5		0	0	7	26	9	4			
cVDPV ²	Egypt					1	15	11-May-21						18	10-Mar-21					1	10		08-Jun-21	
	Tajikistan						8	23-Apr-21						18	10-Mar-21						13		20-May-21	
	Pakistan	1			22	135	8	23-Apr-21				14	2		11-Nov-20	4			40	135	32		18-May-21	
	Senegal						9	18-May-21						11	03-May-21					1	2		01-Apr-21	
	Nigeria	1		34	18	8	21	14-May-21	2 ²		53	18	8	14	06-May-21	1			44	64	5	9	18-May-21	
	Benin				8	3	2	02-Apr-21						1	14-May-21						5	1	22-Mar-21	
	Afghanistan					308	41	12-May-21					36	2	03-May-21						175	39	25-Apr-21	
	Liberia						2	26-Feb-21					2	5	21-Jan-21						6	12	20-Apr-21	
	Congo					2	2	10-Feb-21					2		12-Oct-20						1	1	14-Apr-21	
	Ethiopia				14	26	6	13-Apr-21				9	6		25-Feb-20				3	1			21-Sep-20	
	South Sudan					50	8	10-Apr-21					18	5	25-Feb-21						6		01-Dec-20	
	Guinea					44	6	01-Apr-21					1		05-Sep-20						1		30-Dec-20	
	Sierra Leone					10	4	28-Feb-21					5	5	19-Mar-21							8	30-Mar-21	
	DR Congo			22	20	88	81	8	24-Mar-21		19	15	29	88	2	21-Feb-21					1		29-Apr-20	
	Burkina Faso					1	65	1	21-Feb-21						19-Sep-20									
	Iran																							
	Kenya												1	2	25-Jan-21				1	1	1		20-Feb-21	
	Côte d'Ivoire						61		18-Oct-20						24	01-Nov-20				7	91			23-Dec-20
	Mali						48		23-Dec-20						3	15-Aug-20					4			29-Aug-20
	Sudan						58		18-Dec-20						10	01-Oct-20					14			09-Nov-20
	Niger				10	1	10		25-Aug-20			4	6	2	13-Oct-20							7		08-Dec-20
	Chad					11	99		28-Nov-20				6	17	15-Oct-20					10	3			13-Mar-20
	Somalia				6 ⁵	3	14		25-Oct-20				2	12	10-Nov-20		2	19	5	26				24-Oct-20
	Central African Republic					21	4		29-Oct-20				43	1	05-Oct-20					9	2			05-Feb-20
	Cameroon						7		11-Sep-20						4	29-Mar-20					4	9		29-Sep-20
	Ghana					18	12		09-Mar-20				16	10	22-Feb-20						17	20		17-Sep-20
	Togo					8	9		03-May-20				1	9	09-Jul-20									
	Angola					138	3		09-Feb-20				22		31-Oct-19						17			02-Dec-19
	Malaysia																				3	5		04-Feb-20
	Philippines					12	1		15-Jan-20				6		23-Nov-19						19	4		16-Jan-20
Zambia					2			25-Nov-19				2		25-Sep-19										
China					1			25-Apr-19				3		18-Aug-19				1					18-Apr-18	
Mozambique					1			21-Oct-18				2		17-Dec-18										
Syria				74				21-Sep-17	1 ³	66				12-Sep-17										
Total type 2		2	96	71	366	1059	133		3	85	74	177	273	65		5	2	65	198	527	129			
cVDPV ³	China													22-Jul-20							1		25-Jan-21	
	Somalia				7 ⁵			07-Sep-18			2			29-Jun-18				11					23-Aug-18	
	Total type 3	0	0	7	0	0	0		0	0	2	0	1	0		0	0	11	0	0	1			
Gender	Female (all sero type)	3	54	34	151	484	51																	
	Male (all sero type)	2	42	70	215	600	87																	
	Gender Unknown				12	9	1																	

Environmental surveillance for poliovirus in selected sewage sites established and working

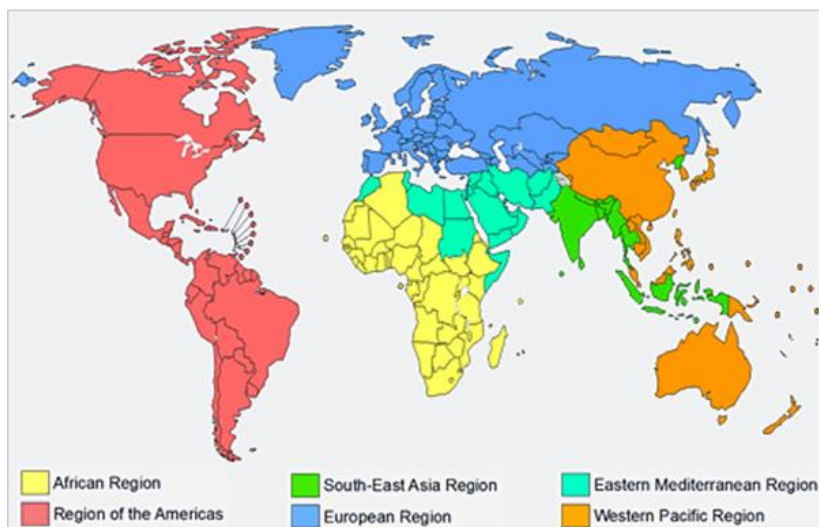
Changes from previous week

Global Surveillance Indicators: Year to Date Comparison 2020 & 2021: 01 January to 29 June 2021*

WHO region	AFP cases		Wild poliovirus cases		cVDPV cases		Polio compatibles		Pending final classification		
	2020	2021	2020	2021	2020	2021	2020	2021	Total		>90 days
									2020	2021	2021
African	8,160	9,840	0	0	95	73	17	9	1,954	2,262	553
Central	2,278	2,346	0	0	52	10	16	5	579	500	132
South/East	1,900	2,920	0	0	12	18	0	2	447	932	261
West	3,982	4,574	0	0	31	45	1	2	928	830	160
American	459	397	0	0	0	0	0	0	88	94	33
Eastern Mediterranean	8,667	9,459	72	2	72	51	0	4	1,268	1,490	250
European	450	448	0	0	0	15	0	0	148	196	33
South East Asian	9,361	9,497	0	0	0	0	0	0	2,703	1,860	576
Western Pacific	1,780	1,465	0	0	0	0	2	0	1,094	1,088	895
Global	28,877	31,106	72	2	167	139	19	13	7,255	6,990	2,340

¹cVDPV includes all three serotypes 1, 2 and 3. Please refer to slide 5 for the distribution of cases by serotypes.

WHO Regions



For data at country, regional and global levels from 2000 onwards, see the WHO website at <https://extranet.who.int/polis/public/CaseCount.aspx>

*Data for 2020 as of 30 June 2020 and for 2021 as of 29 June 2021