

Highlights of New Wild Poliovirus and cVDPV Positives Reported Globally this Week

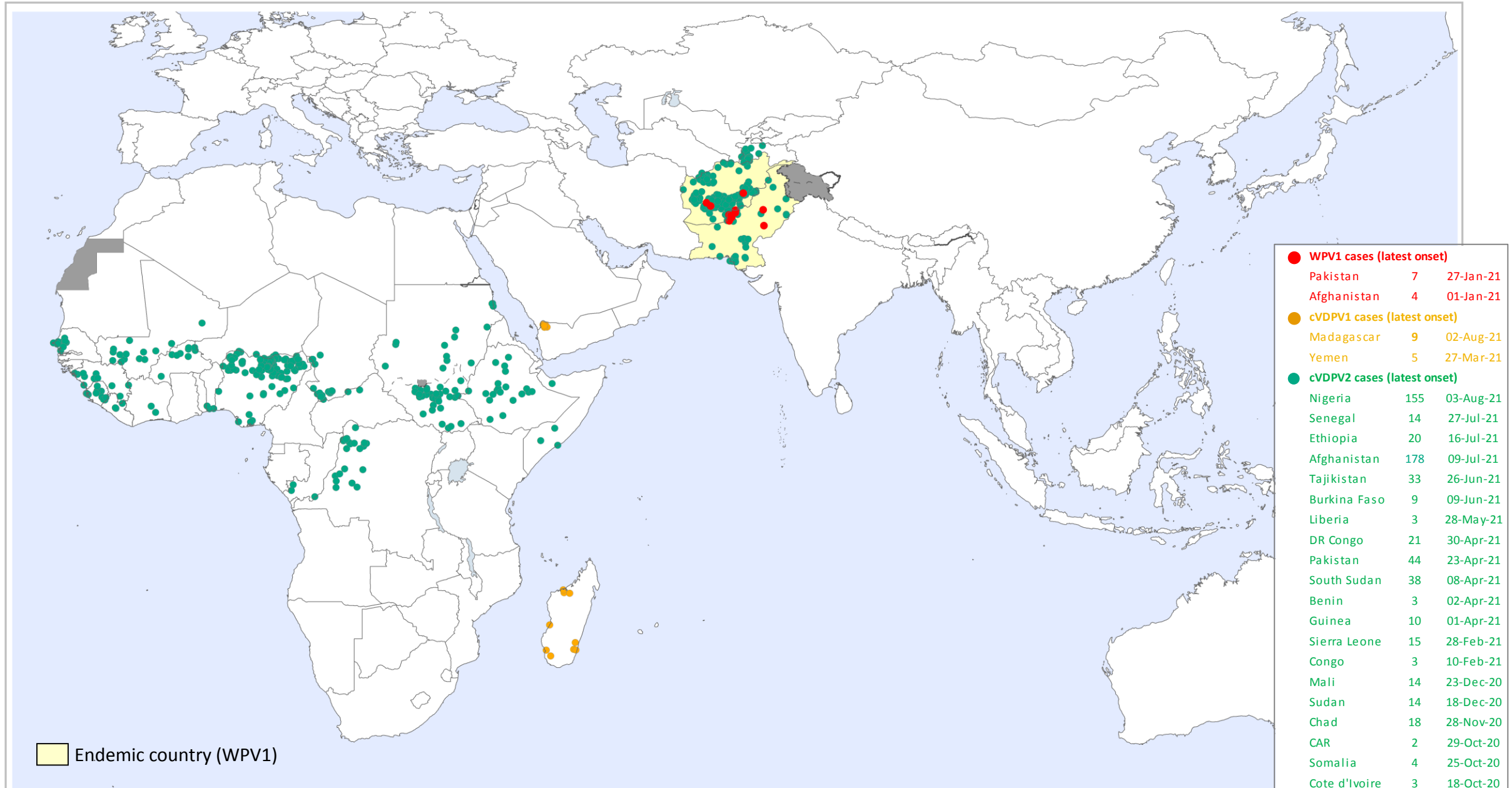
Country	WPV1			cVDPV1			cVDPV2			cVDPV3			Location State/Province/Governorate
	AFP	ENV	other ¹	AFP	ENV	other ¹	AFP	ENV	other ¹	AFP	ENV	other ¹	
GUINEA								1					CONAKRY
MADAGASCAR				2		4							BOENI, MENABE, SUD-OUEST
MAURITANIA								2					TRARZA
SENEGAL							1	3					DAKAR, KAOLACK

¹contacts of positive AFP cases, community, healthy children

The boundaries and names shown and the designations used in the maps in this document do not imply the expression of any opinion whatsoever on the part of the World Health Organization concerning the legal status of any country, territory, city or area or of its authorities, or concerning the delimitation of its frontiers or boundaries. Dotted lines on maps represent approximate border lines for which there may not yet be full agreement. © WHO 2021. All rights reserved

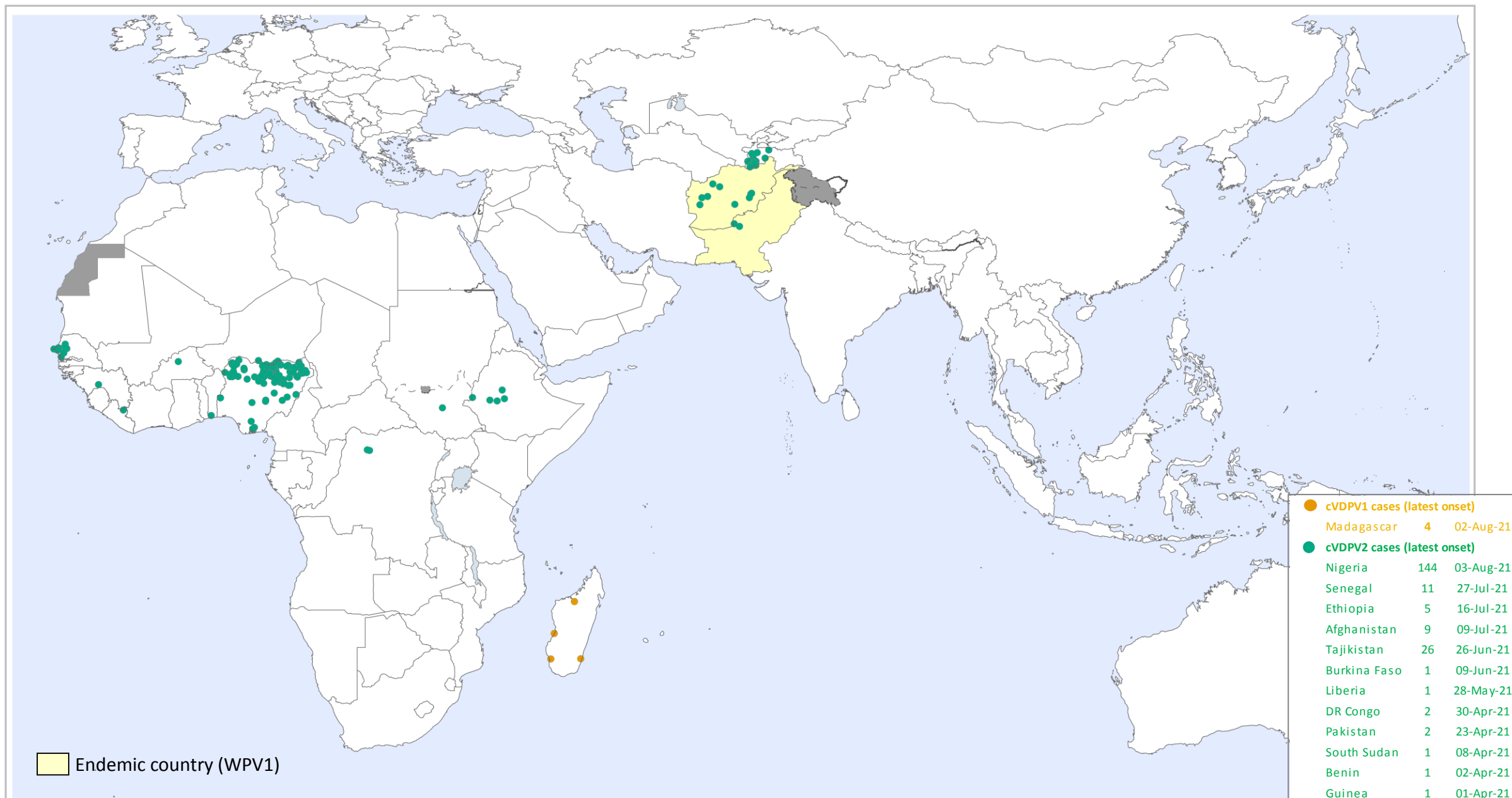
Data in WHO HQ as of 28 Sept. 2021

Global WPV1 & cVDPV Cases¹, Previous 12 Months²



¹Excludes viruses detected from environmental surveillance; ²Onset of paralysis 29 Sep. 2020 to 28 Sep. 2021

Global WPV1 & cVDPV Cases¹, Previous 6 Months²



¹Excludes viruses detected from environmental surveillance; ²Onset of paralysis 29 Mar. 2021 to 28 Sep. 2021

Global Wild Poliovirus 2016 - 2021

Country or territory ³	Wild virus type 1 confirmed cases								Wild virus type 1 reported from other sources ²							
	Full year total					01 Jan-28 Sep ¹		Date of most recent case	Full year total					01 Jan-28 Sep ¹		Date of most recent virus
	2016	2017	2018	2019	2020	2020	2021		2016	2017	2018	2019	2020	2020	2021	
Pakistan	20	8	12	147	84	73	1	27-Jan-21	62	110	141	405	455	347	62	09-Aug-21
Afghanistan	13	14	21	29	56	47	1	01-Jan-21	2	42	83	60	48	41	1	23-Feb-21
Nigeria³	4	0	0	0	0	0	0	21-Aug-16	1 ⁴							27-Sep-16
Iran	0	0	0	0	0	0	0	NA				3				20-May-19
Total (Type1)	37	22	33	176	140	120	2		65	152	224	468	503	388	63	
Tot. in endemic countries	37	22	33	176	140	120	2									
Tot. in non-end countries	0	0	0	0	0	0	0									
No. of countries (infected)	3	2	2	2	2	2	2									
No. of countries (endemic)	2 ³	2 ³	3	3	3	2	2									
Total Female	13	7	18	72	59	53										
Total Male	24	15	15	104	81	67	2									

Countries in yellow are endemic. ¹Data reported to WHO HQ on 29 Sep. 2020 for 2020 data and 28 Sep. 2021 for 2021 data.

²Wild viruses from environmental samples, selected contacts, healthy children and other sources. Last WPV type 3 had its onset on 10 November 2012. ³Between 27 Sep 2015 and 27 Sep 2016, Nigeria was not classified as endemic, and declared Wild polio-free as of June 2020. ⁴Exceptionally reporting case-contact of a positive index case given the date of collection is later than the onset date of the most recent WPV.

Global Circulating Vaccine-derived Poliovirus (cVDPV)^{1,2,3}

	Country	AFP cases (Paralysis onset between 2016-2021)							Other sources (Human) ⁴ (Collection between 2016-2021)						Other sources (Environment) (Collection between 2016-2021)								
		2016	2017	2018	2019	2020	2021	Onset of most recent case	2016	2017	2018	2019	2020	2021	most recent collection date	2016	2017	2018	2019	2020	2021	most recent collection date	
cVDPV1 ¹	Madagascar					2	8	02-Aug-21						17	08-Aug-21							13	07-Jun-21
	Yemen				1	31	3	27-Mar-21				1			07-Jul-19								
	Malaysia				3	1		14-Jan-20											12	9			13-Mar-20
	Philippines				2			28-Oct-19				1			31-Oct-19				14				28-Nov-19
	Myanmar				6			09-Aug-19				6			21-Aug-19								
	Indonesia			1				27-Nov-18				2			13-Feb-19								
	PNG			26				18-Oct-18			7				20-Sep-18			7					06-Nov-18
	Laos	3						11-Jan-16	5						09-Feb-16								
Total type 1	3	0	27	12	34	11		5	0	7	10	0	17		0	0	7	26	9	13			
cVDPV2 ¹	Senegal						14	27-Jul-21						30	03-Aug-21					1	9	06-Sep-21	
	Pakistan	1			22	135	8	23-Apr-21				14	2		11-Nov-20	4			40	135	35	11-Aug-21	
	Mauritania												4		19-Jul-21						4	11-Aug-21	
	Nigeria	1		34	18	8	152	03-Aug-21	2 ²		53	18	8	62	06-Aug-21	1		44	64	5	57	22-Jul-21	
	Guinea					44	6	01-Apr-21					1		05-Sep-20					1	1	10-Jul-21	
	Gambia																				6	01-Jul-21	
	Afghanistan					308	43	09-Jul-21					36	2	03-May-21					175	40	23-Jun-21	
	Egypt																			1	10	08-Jun-21	
	Sierra Leone					10	5	28-Feb-21					6	6	19-Mar-21						9	01-Jun-21	
	Uganda																				1	01-Jun-21	
	Somalia			6 ⁵	3	14		25-Oct-20				2	12	2	25-Jan-21		2	19	5	26	1	23-May-21	
	Tajikistan					1	32	26-Jun-21						24	24-May-21						13	20-May-21	
	Liberia						3	28-May-21					2	5	21-Jan-21					7	12	20-Apr-21	
	Congo					2	2	10-Feb-21					2		12-Oct-20					1	1	14-Apr-21	
	Benin				8	3	2	02-Apr-21						1	14-May-21					5	1	22-Mar-21	
	Iran																			3	1	20-Feb-21	
	Kenya												1	2	25-Jan-21			1		1	1	13-Jan-21	
	Ethiopia				14	36	9	16-Jul-21				9	7		13-Oct-20				3	4		28-Dec-20	
	Côte d'Ivoire					61		18-Oct-20						24	01-Nov-20				7	93		23-Dec-20	
	Niger			10	1	10		25-Aug-20			4	6	2		13-Oct-20					9		08-Dec-20	
	South Sudan					50	9	10-Apr-21					18	5	25-Feb-21					6		01-Dec-20	
	Sudan					58		18-Dec-20					10		01-Oct-20					14		09-Nov-20	
	Cameroon					7		11-Sep-20					4		29-Mar-20				4	9		29-Sep-20	
	Ghana				18	12		09-Mar-20				16	10		22-Feb-20				17	20		17-Sep-20	
	Mali					52	3	23-Dec-20					3		15-Aug-20					4		29-Aug-20	
	DR Congo		22	20	88	81	10	30-Apr-21		19	15	29	88	2	21-Feb-21					1		29-Apr-20	
	Chad				11	99		28-Nov-20				6	17		15-Oct-20				10	3		13-Mar-20	
	Central African Republic				21	4		29-Oct-20				43	1		05-Oct-20					9	2	05-Feb-20	
	Malaysia																		3	5		04-Feb-20	
	Philippines				12	1		15-Jan-20				6			23-Nov-19				19	4		16-Jan-20	
	Angola				138	3		09-Feb-20				22			31-Oct-19				17			02-Dec-19	
	China				1			25-Apr-19				3			18-Aug-19			1				18-Apr-18	
Burkina Faso				1	65	2	09-Jun-21					12		19-Sep-20									
Togo				8	9		03-May-20				1	9		09-Jul-20									
Zambia				2			25-Nov-19				2			25-Sep-19									
Mozambique			1				21-Oct-18			2				17-Dec-18									
Syria		74					21-Sep-17	1 ³	66					12-Sep-17									
Total type 2	2	96	71	366	1073	297		3	85	74	177	275	145		5	2	65	198	535	202			
cVDPV3 ¹	China												1		22-Jul-20						1	25-Jan-21	
	Somalia			7 ⁵				07-Sep-18			2				29-Jun-18			11					23-Aug-18
	Total type 3	0	0	7	0	0	0		0	0	2	0	1	0		0	0	11	0	0	1		
Gender	Female (all sero type)	3	54	34	151	489	131																
	Male (all sero type)	2	42	70	215	608	176																
	Gender Unknown				12	10	1																

■ Environmental surveillance for poliovirus in selected sewage sites established and working

★ Changes from previous week

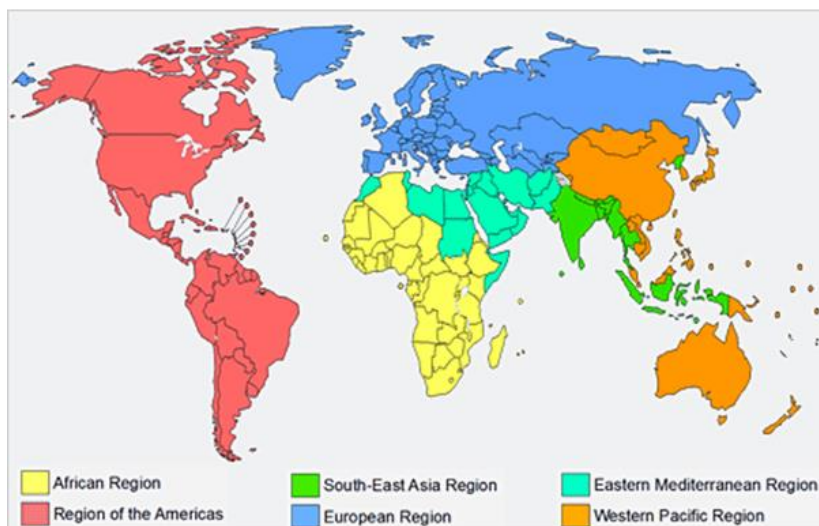
★ Due to backlog reporting of viruses from member states, numbers in this table may increase without being notified as new case/specimen in the current week

Global Surveillance Indicators: Year to Date Comparison 2020 & 2021: 01 January to 28 September 2021*

WHO region	AFP cases		Wild poliovirus cases		cVDPV ¹ cases		Polio compatibles		Pending final classification		
									Total		> 90 days
	2020	2021	2020	2021	2020	2021	2020	2021	2020	2021	2021
African	14,079	17,260	0	0	204	222	37	37	2,481	2,251	732
Central	3,633	4,029	0	0	126	12	21	15	546	458	173
South/East	3,324	4,657	0	0	16	26	9	16	686	747	229
West	7,122	8,574	0	0	62	184	7	6	1,249	1,046	330
American	825	784	0	0	0	0	0	0	135	132	64
Eastern Mediterranean	13,529	15,267	120	2	188	54	7	4	2,014	1,670	354
European	618	739	0	0	0	32	0	1	163	241	82
South East Asian	14,375	17,614	0	0	0	0	0	4	3,346	3,266	810
Western Pacific	3,205	3,499	0	0	0	0	2	0	1,395	1,939	1,193
Global	46,631	55,163	120	2	392	308	46	46	9,534	9,499	3,235

¹cVDPV includes all three serotypes 1, 2 and 3. Please refer to slide 5 for the distribution of cases by serotypes.

WHO Regions



For data at country, regional and global levels from 2000 onwards, see the WHO website at <https://extranet.who.int/polis/public/CaseCount.aspx>

*Data for 2020 as of 29 Sept. 2020 and for 2021 as of 28 Sep. 2021