

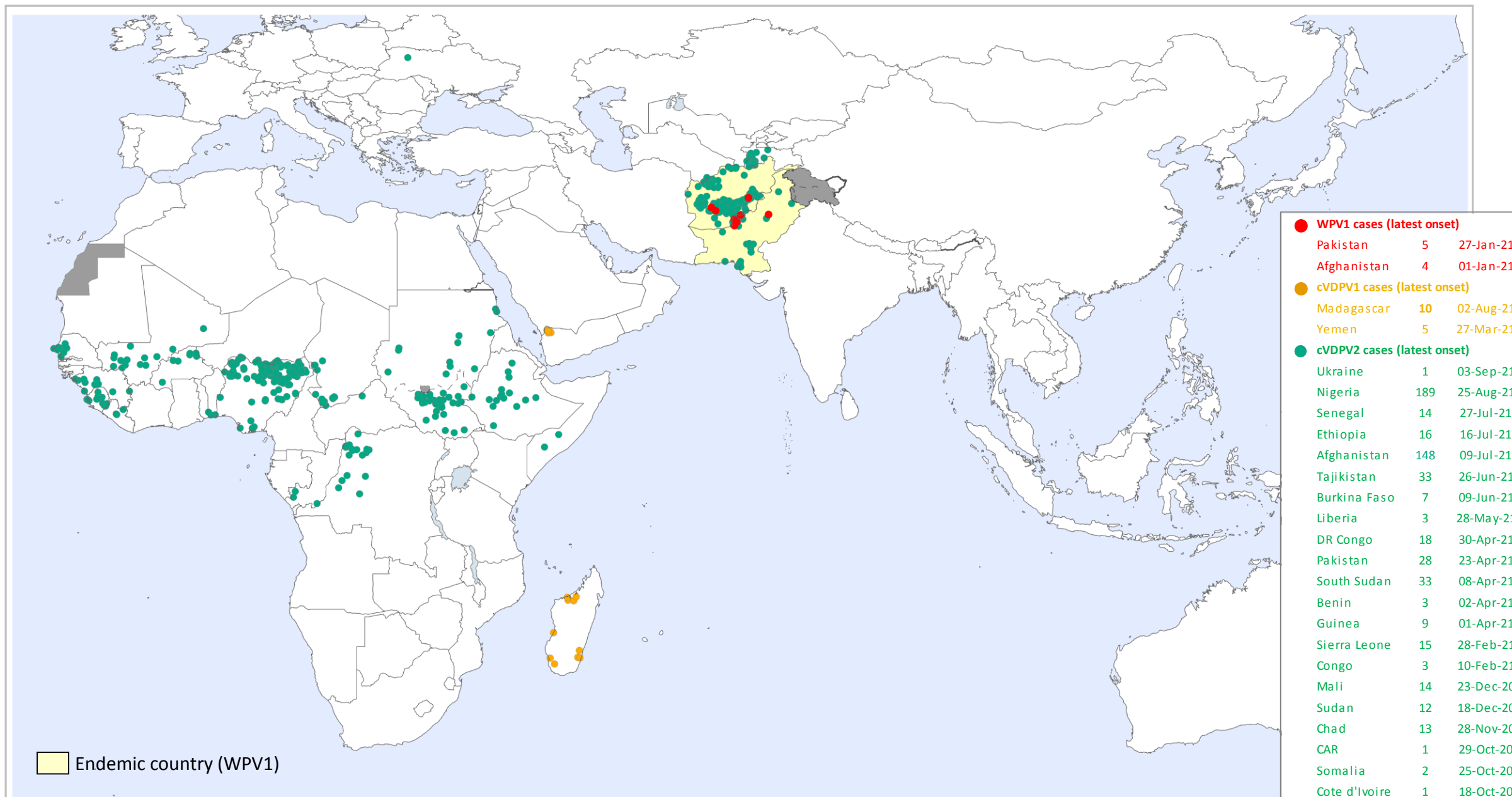
Highlights of New Wild Poliovirus and cVDPV Positives Reported Globally this Week

Country	WPV1			cVDPV1			cVDPV2			cVDPV3			Location State/Province/Governorate
	AFP	ENV	other ¹	AFP	ENV	other ¹	AFP	ENV	other ¹	AFP	ENV	other ¹	
NIGERIA							18		9				ADAMAWA, BORNO, GOMBE, JIGAWA, KANO, KATSINA, TARABA
CÔTE D'IVOIRE							1						GUEMON
TAJKISTAN								4					DUSHANBE
UKRAINE							1		6				RIVNE

¹contacts of positive AFP cases, community, healthy children

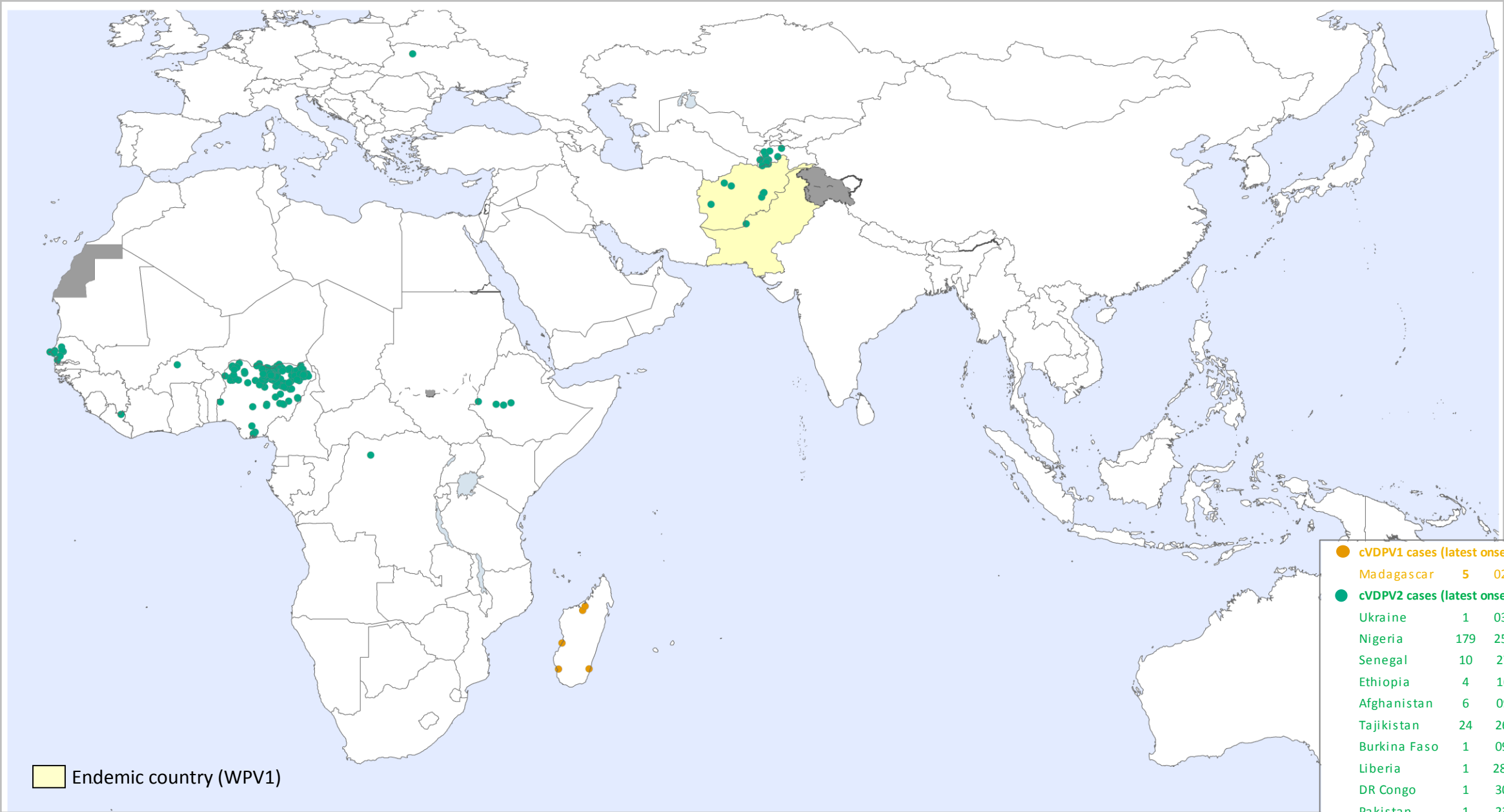
The boundaries and names shown and the designations used in the maps in this document do not imply the expression of any opinion whatsoever on the part of the World Health Organization concerning the legal status of any country, territory, city or area or of its authorities, or concerning the delimitation of its frontiers or boundaries. Dotted lines on maps represent approximate border lines for which there may not yet be full agreement. © WHO 2021. All rights reserved

Global WPV1 & cVDPV Cases¹, Previous 12 Months²



¹Excludes viruses detected from environmental surveillance; ²Onset of paralysis 13 Oct. 2020 to 12 Oct. 2021

Global WPV1 & cVDPV Cases¹, Previous 6 Months²



¹Excludes viruses detected from environmental surveillance; ²Onset of paralysis 13 Apr. 2021 to 12 Oct. 2021

Global Wild Poliovirus 2016 - 2021

Country or territory ³	Wild virus type 1 confirmed cases								Wild virus type 1 reported from other sources ²							
	Full year total					01 Jan-12 Oct ¹		Date of most recent case	Full year total					01 Jan-12 Oct ¹		Date of most recent virus
	2016	2017	2018	2019	2020	2020	2021		2016	2017	2018	2019	2020	2020	2021	
Pakistan	20	8	12	147	84	74	1	27-Jan-21	62	110	141	405	455	358	62	09-Aug-21
Afghanistan	13	14	21	29	56	51	1	01-Jan-21	2	42	83	60	48	43	1	23-Feb-21
Nigeria ³	4	0	0	0	0	0	0	21-Aug-16	1 ⁴							27-Sep-16
Iran	0	0	0	0	0	0	0	NA				3				20-May-19
Total (Type1)	37	22	33	176	140	125	2		65	152	224	468	503	401	63	
Tot. in endemic countries	37	22	33	176	140	125	2									
Tot. in non-end countries	0	0	0	0	0	0	0									
No. of countries (infected)	3	2	2	2	2	2	2									
No. of countries (endemic)	2 ³	2 ³	3	3	3	2	2									
Total Female	13	7	18	72	59	54										
Total Male	24	15	15	104	81	71	2									

Countries in yellow are endemic. ¹Data reported to WHO HQ on 13 Oct. 2020 for 2020 data and 12 Oct. 2021 for 2021 data.

²Wild viruses from environmental samples, selected contacts, healthy children and other sources. Last WPV type 3 had its onset on 10 November 2012. ³Between 27 Sep 2015 and 27 Sep 2016, Nigeria was not classified as endemic, and declared Wild polio-free as of June 2020. ⁴Exceptionally reporting case-contact of a positive index case given the date of collection is later than the onset date of the most recent WPV.

Global Circulating Vaccine-derived Poliovirus (cVDPV)^{1,2,3}

¹For cVDPV definition see http://polioeradication.org/wp-content/uploads/2016/09/Reporting-and-Classification-of-VDPVs_Aug2016_EN.pdf. ²Figures include multiple emergences. ³ stool collected in Sep - 2016 but the final result was reported in 2017. ⁴ Include contact, healthy and community samples. ⁵ 1 cVDPV2 and cVDPV3 isolated from one child. ⁶No clear evidence of in-country community transmission; investigations underway

	Country	AFP cases (Paralysis onset between 2016-2021)							Other sources (Human) ⁴ (Collection between 2016-2021)							Other sources (Environment) (Collection between 2016-2021)								
		2016	2017	2018	2019	2020	2021	Onset of most recent case	2016	2017	2018	2019	2020	2021	most recent collection date	2016	2017	2018	2019	2020	2021	most recent collection date		
cVDPV ¹	Madagascar					2	9	02-Aug-21						17	08-Aug-21							16	02-Aug-21	
	Yemen				1	31	3	27-Mar-21				1			07-Jul-19									
	Malaysia				3	1		14-Jan-20											12	9		13-Mar-20		
	Philippines				2			28-Oct-19				1			31-Oct-19				14			28-Nov-19		
	Myanmar				6			09-Aug-19				6			21-Aug-19									
	Indonesia			1				27-Nov-18				2			13-Feb-19									
	PNG			26				18-Oct-18			7				20-Sep-18			7					06-Nov-18	
	Laos	3						11-Jan-16	5						09-Feb-16									
Total type 1	3	0	27	12	34	12		5	0	7	10	0	17		0	0	7	26	9	16				
cVDPV ² ¹	Ukraine						1	03-Sep-21						6	07-Sep-21									
	Senegal						14	27-Jul-21						30	03-Aug-21					1	9		06-Sep-21	
	Nigeria	1		34	18	8	187	25-Aug-21	2 ²		53	18	8	76	28-Aug-21	1		44	64	5	57		22-Jul-21	
	Tajikistan					1	32	26-Jun-21						24	24-May-21							17	13-Aug-21	
	Pakistan	1			22	135	8		23-Apr-21				14	2		11-Nov-20	4			40	135	35	11-Aug-21	
	Mauritania														4	19-Jul-21						4	11-Aug-21	
	Ethiopia				14	36	9		16-Jul-21				9	7		13-Oct-20				3	4		28-Dec-20	
	Guinea					44	6		01-Apr-21					1		05-Sep-20					1	1	10-Jul-21	
	Afghanistan					308	43		09-Jul-21					36	2	03-May-21					175	40	23-Jun-21	
	Gambia																					6	01-Jul-21	
	Burkina Faso				1	65	2		09-Jun-21					12		19-Sep-20								
	Egypt																				1	10	08-Jun-21	
	Sierra Leone					10	5		28-Feb-21					6	6	19-Mar-21						9	01-Jun-21	
	Uganda																					1	01-Jun-21	
	Liberia							3	28-May-21					2	5	21-Jan-21					7	12	20-Apr-21	
	Somalia			6 ⁵	3	14			25-Oct-20				2	12	2	25-Jan-21		2	19	5	26	1	23-May-21	
	Benin				8	3	2		02-Apr-21						1	14-May-21					5	1	22-Mar-21	
	DR Congo				22	20	88	81	10	30-Apr-21		19	15	29	88	2	21-Feb-21					1		29-Apr-20
	Congo					2	2		10-Feb-21					2		12-Oct-20						1	1	14-Apr-21
	South Sudan						50	9		10-Apr-21					18	5	25-Feb-21					6		01-Dec-20
	Iran																				3	1	20-Feb-21	
	Kenya													1	2	25-Jan-21			1		1	1	13-Jan-21	
	Côte d'Ivoire						62		18-Oct-20					24		01-Nov-20				7	93		23-Dec-20	
	Mali						52		23-Dec-20					3		15-Aug-20					4		29-Aug-20	
	Sudan						58		18-Dec-20					10		01-Oct-20					14		09-Nov-20	
	Niger				10	1	10		25-Aug-20				4	6	2	13-Oct-20					9		08-Dec-20	
	Chad					11	99		28-Nov-20					6	17	15-Oct-20					10	3	13-Mar-20	
	Central African Republic					21	4		29-Oct-20					43	1	05-Oct-20					9	2	05-Feb-20	
	Cameroon						7		11-Sep-20					4		29-Mar-20					4	9	29-Sep-20	
	Ghana					18	12		09-Mar-20					16	10	22-Feb-20					17	20	17-Sep-20	
	Togo					8	9		03-May-20					1	9	09-Jul-20								
	Angola					138	3		09-Feb-20					22		31-Oct-19					17		02-Dec-19	
	Malaysia																				3	5	04-Feb-20	
Philippines				12	1			15-Jan-20					6		23-Nov-19					19	4	16-Jan-20		
Zambia					2			25-Nov-19					2		25-Sep-19									
China					1			25-Apr-19					3		18-Aug-19				1				18-Apr-18	
Mozambique				1				21-Oct-18				2			17-Dec-18									
Syria		74						21-Sep-17	1 ³	66					12-Sep-17									
Total type 2	2	96	71	366	1074	333			3	85	74	177	275	165		5	2	65	198	535	206			
cVDPV ³ ¹	China												1		22-Jul-20							1	25-Jan-21	
	Somalia							07-Sep-18				2			29-Jun-18				11				23-Aug-18	
	Total type 3	0	0	7	0	0	0		0	0	2	0	1	0		0	0	11	0	0	1			
Gender	Female (all sero type)	3	54	34	151	489	148																	
	Male (all sero type)	2	42	70	215	609	196																	
	Gender Unknown				12	10	1																	

Environmental surveillance for poliovirus in selected sewage sites established and working

Changes from previous week

★ Due to backlog reporting of viruses from member states, numbers in this table may increase without being notified as new case/specimen in the current week

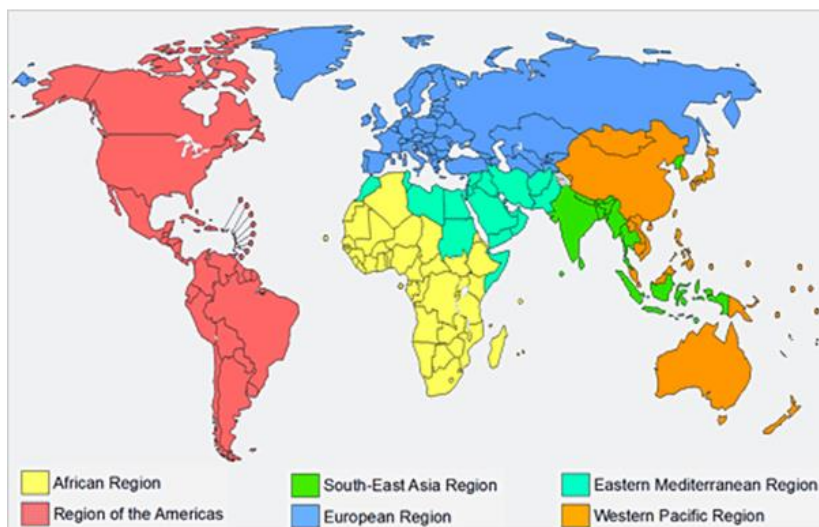
Global Surveillance Indicators: Year to Date Comparison

2020 & 2021: 01 January to 12 October 2021*

WHO region	AFP cases		Wild poliovirus cases		cVDPV ¹ cases		Polio compatibles		Pending final classification		
									Total		> 90 days
	2020	2021	2020	2021	2020	2021	2020	2021	2020	2021	2021
African	15,099	18,497	0	0	224	258	41	38	2,260	2,586	729
Central	3,881	4,287	0	0	134	12	21	15	404	506	166
South/East	3,521	4,908	0	0	16	27	12	15	535	733	220
West	7,697	9,302	0	0	74	219	8	8	1,321	1,347	343
American	854	848	0	0	0	0	0	0	138	152	75
Eastern Mediterranean	14,590	16,303	125	2	200	54	8	4	2,046	1,760	334
European	642	775	0	0	0	33	0	2	195	249	95
South East Asian	15,403	19,081	0	0	0	0	0	4	3,612	3,097	816
Western Pacific	3,593	3,527	0	0	0	0	2	0	1,572	1,942	1,341
Global	50,181	59,031	125	2	424	345	51	48	9,823	9,786	3,390

¹cVDPV includes all three serotypes 1, 2 and 3. Please refer to slide 5 for the distribution of cases by serotypes.

WHO Regions



For data at country, regional and global levels from 2000 onwards, see the WHO website at <https://extranet.who.int/polis/public/CaseCount.aspx>

*Data for 2020 as of 13 Oct. 2020 and for 2021 as of 12 Oct. 2021