

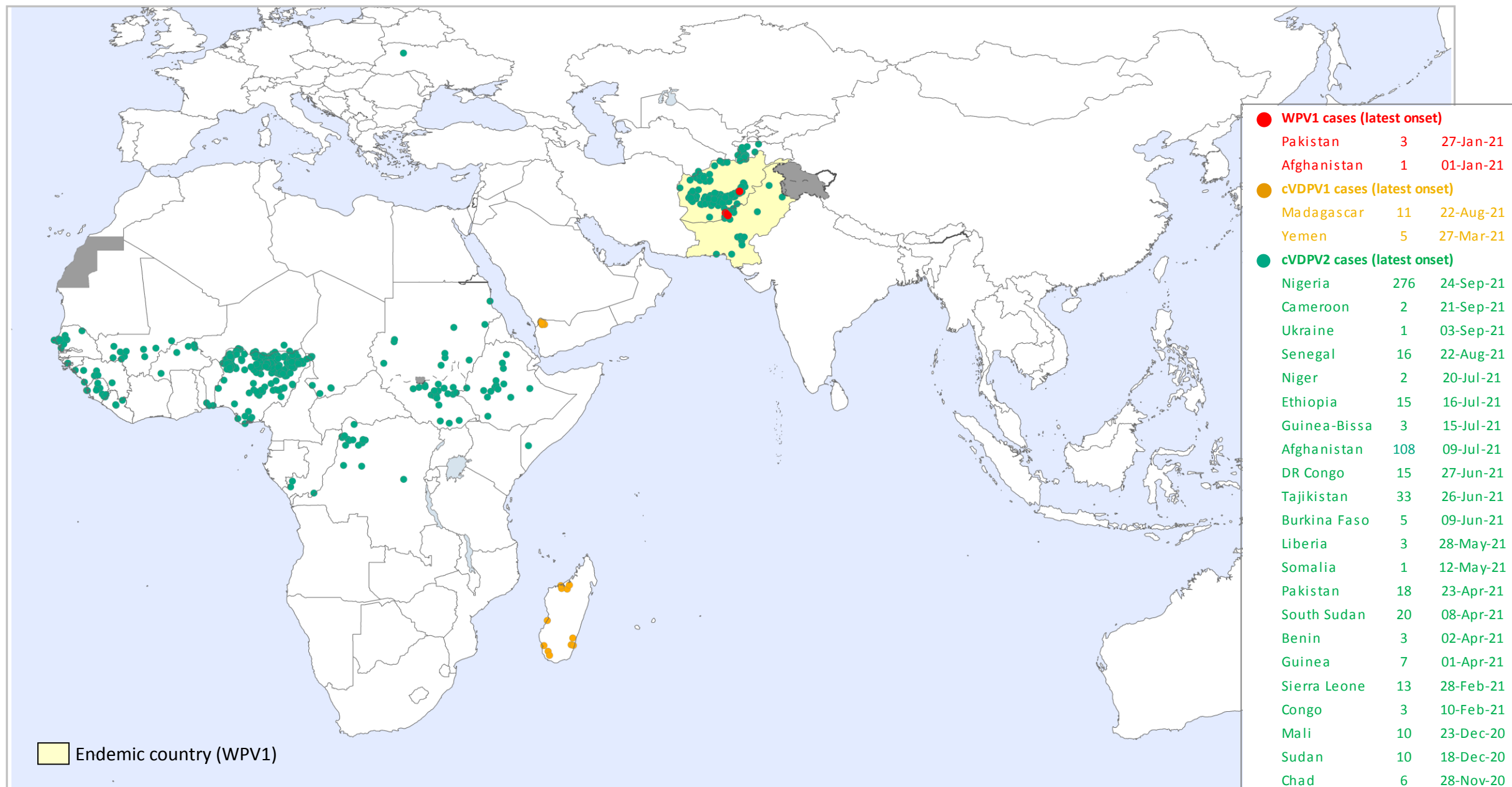
Highlights of New Wild Poliovirus and cVDPV Positives Reported Globally this Week

Country	WPV1			cVDPV1			cVDPV2			cVDPV3			Location State/Province/Governorate
	AFP	ENV	other ¹	AFP	ENV	other ¹	AFP	ENV	other ¹	AFP	ENV	other ¹	
CAMEROON							1						EXTRÊME-NORD
DR CONGO							1		3				MANIEMA
NIGER							2						DIFFA
NIGERIA							8	5	4				ABIA, BORNO, FCT, JIGAWA, KANO, KATSINA, SOKOTO, TARABA, ZAMFARA

¹contacts of positive AFP cases, community, healthy children

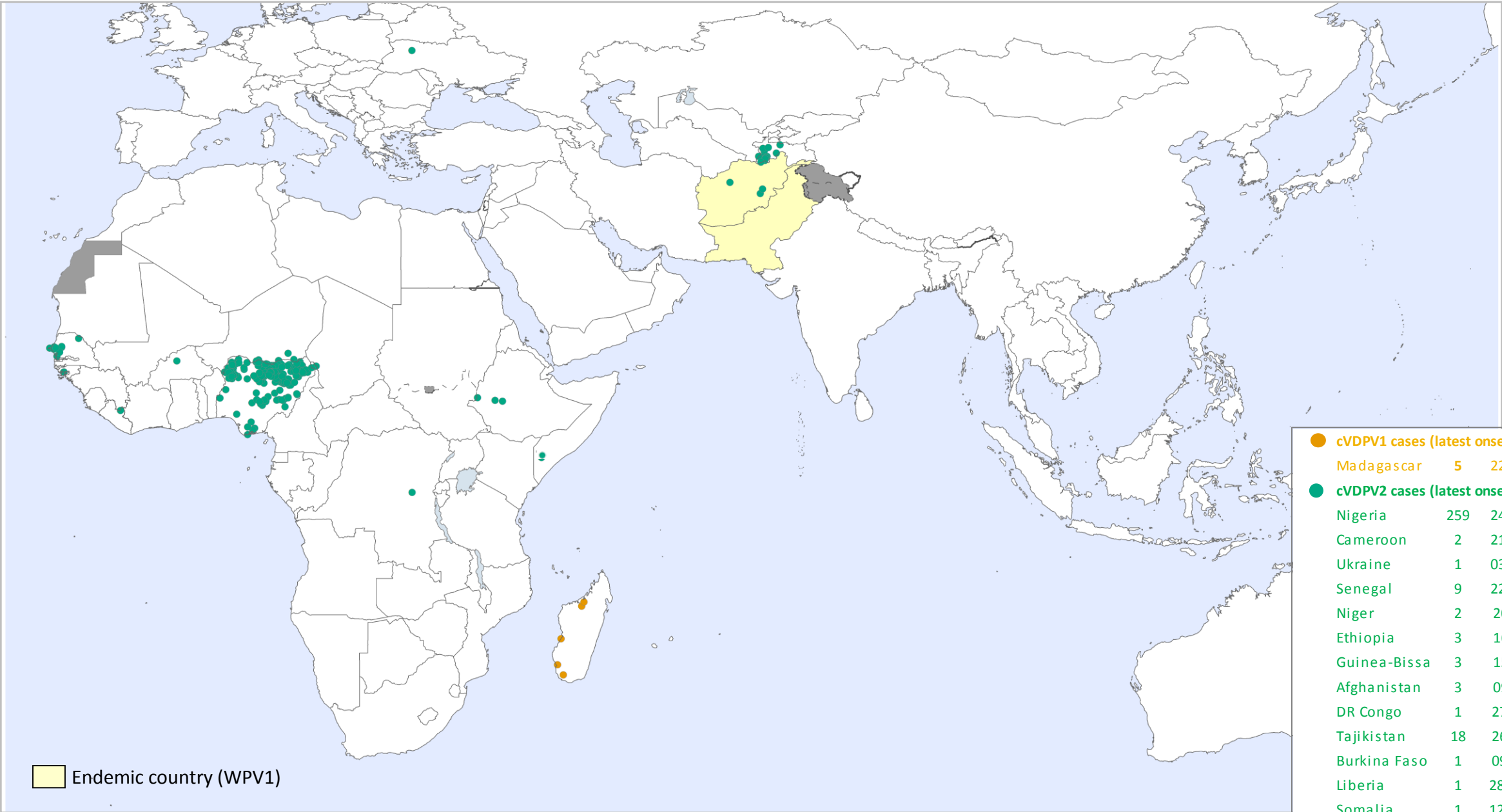
The boundaries and names shown and the designations used in the maps in this document do not imply the expression of any opinion whatsoever on the part of the World Health Organization concerning the legal status of any country, territory, city or area or of its authorities, or concerning the delimitation of its frontiers or boundaries. Dotted lines on maps represent approximate border lines for which there may not yet be full agreement. © WHO 2021. All rights reserved

Global WPV1 & cVDPV Cases¹, Previous 12 Months²



¹Excludes viruses detected from environmental surveillance; ²Onset of paralysis 03 Nov. 2020 to 02 Nov. 2021

Global WPV1 & cVDPV Cases¹, Previous 6 Months²



¹Excludes viruses detected from environmental surveillance; ²Onset of paralysis 03 May 2021 to 02 Nov. 2021

Global Wild Poliovirus 2016 - 2021

Country or territory ³	Wild virus type 1 confirmed cases								Wild virus type 1 reported from other sources ²							
	Full year total					01 Jan-02 Nov ¹		Date of most recent case	Full year total					01 Jan-02 Nov ¹		Date of most recent virus
	2016	2017	2018	2019	2020	2020	2021		2016	2017	2018	2019	2020	2020	2021	
Pakistan	20	8	12	147	84	79	1	27-Jan-21	62	110	141	405	455	375	62	09-Aug-21
Afghanistan	13	14	21	29	56	53	1	01-Jan-21	2	42	83	60	48	46	1	23-Feb-21
Nigeria ³	4	0	0	0	0	0	0	21-Aug-16	1 ⁴							27-Sep-16
Iran	0	0	0	0	0	0	0	NA				3				20-May-19
Total (Type1)	37	22	33	176	140	132	2		65	152	224	468	503	421	63	
Tot. in endemic countries	37	22	33	176	140	132	2									
Tot. in non-end countries	0	0	0	0	0	0	0									
No. of countries (infected)	3	2	2	2	2	2	2									
No. of countries (endemic)	2 ³	2 ³	3	3	3	2	2									
Total Female	13	7	18	72	59	55										
Total Male	24	15	15	104	81	77	2									

Countries in yellow are endemic. ¹Data reported to WHO HQ on 03 Nov. 2020 for 2020 data and 02 Nov. 2021 for 2021 data.

²Wild viruses from environmental samples, selected contacts, healthy children and other sources. Last WPV type 3 had its onset on 10 November 2012. ³Between 27 Sep 2015 and 27 Sep 2016, Nigeria was not classified as endemic, and declared Wild polio-free as of June 2020. ⁴Exceptionally reporting case-contact of a positive index case given the date of collection is later than the onset date of the most recent WPV.

Global Circulating Vaccine-derived Poliovirus (cVDPV)^{1,2,3}

¹For cVDPV definition see http://polioeradication.org/wp-content/uploads/2016/09/Reporting-and-Classification-of-VDPVs_Aug2016_EN.pdf. ²Figures include multiple emergences. ³ stool collected in Sep - 2016 but the final result was reported in 2017. ⁴ Include contact, healthy and community samples. ⁵ 1 cVDPV2 and cVDPV3 isolated from one child. ⁶No clear evidence of in-country community transmission; investigations underway

	Country	AFP cases (Paralysis onset between 2016-2021)							Other sources (Human) ⁴ (Collection between 2016-2021)							Other sources (Environment) (Collection between 2016-2021)							
		2016	2017	2018	2019	2020	2021	Onset of most recent case	2016	2017	2018	2019	2020	2021	most recent collection date	2016	2017	2018	2019	2020	2021	most recent collection date	
cVDPV1 ¹	Madagascar					2	10	22-Aug-21					17	08-Aug-21							24	13-Sep-21	
	Yemen				1	31	3	27-Mar-20				1		07-Jul-19									
	Malaysia				3	1		14-Jan-20										12	9			13-Mar-20	
	Philippines				2			28-Oct-19				1		31-Oct-19				14				28-Nov-19	
	Myanmar				6			09-Aug-19				6		21-Aug-19									
	Indonesia			1				27-Nov-18				2		13-Feb-19									
	PNG			26				18-Oct-18			7			20-Sep-18			7					06-Nov-18	
	Laos	3						11-Jan-16	5					09-Feb-16									
Total type 1	3	0	27	12	34	13		5	0	7	10	0	17		0	0	7	26	9	24			
cVDPV2 ¹	Nigeria	1		34	18	8	274	24-Sep-21	2 ²		53	18	8	104	26-Sep-21	1		44	64	5	83	07-Sep-21	
	Cameroon					7	2	21-Sep-21					4	1	08-Sep-21				4	9		29-Sep-20	
	Senegal						16	15-Aug-21						32	14-Sep-21					1	10	07-Sep-21	
	Ukraine						1	03-Sep-21						6	07-Sep-21								
	Mauritania													4	19-Jul-21						5	01-Sep-21	
	DR Congo			22	20	88	81	11	27-Jun-21			19	15	29	88	19-Aug-21					1		29-Apr-20
	Tajikistan					1	32	26-Jun-21						24	24-May-21						17	13-Aug-21	
	Pakistan	1				22	135	8	23-Apr-21					14	2	11-Nov-20	4			40	135	35	11-Aug-21
	Guinea-Bissau						3	15-Jul-21						1	26-Jul-21								
	Niger			10	1	10	2	20-Jul-21			4	6	2		13-Oct-20					9			08-Dec-20
	Ethiopia				14	36	9	16-Jul-21				9	7		13-Oct-20				3	4			28-Dec-20
	Guinea					44	6	01-Apr-21						1	05-Sep-20					1	1		10-Jul-21
	Afghanistan					308	43	09-Jul-21					36	2	03-May-21					175	40		23-Jun-21
	Gambia																				6		01-Jul-21
	Burkina Faso				1	65	2	09-Jun-21					12		19-Sep-20								
	Egypt																			1	10		08-Jun-21
	Sierra Leone					10	5	28-Feb-21					7	6	19-Mar-21						9		01-Jun-21
	Uganda																				1		01-Jun-21
	Liberia						3	28-May-21					2	5	21-Jan-21					7	12		20-Apr-21
	Somalia			6 ⁵	3	14	1	12-May-21				2	12	2	25-Jan-21	2	19	5	26	1			23-May-21
	Benin				8	3	2	02-Apr-21						1	14-May-21					5	1		22-Mar-21
	Congo					2	2	10-Feb-21					2		12-Oct-20					1	1		14-Apr-21
	South Sudan					50	9	10-Apr-21					18	5	25-Feb-21					6			01-Dec-20
	Iran																			3	1		20-Feb-21
	Kenya												1	2	25-Jan-21			1		1	1		13-Jan-21
	Côte d'Ivoire					62		18-Oct-20					24		01-Nov-20				7	93			23-Dec-20
	Mali					52		23-Dec-20					3		15-Aug-20					4			29-Aug-20
	Sudan					58		18-Dec-20					10		01-Oct-20					14			09-Nov-20
	Chad				11	99		28-Nov-20				6	17		15-Oct-20				10	3			13-Mar-20
	Central African Republic				21	4		29-Oct-20				43	1		05-Oct-20				9	2			05-Feb-20
	Ghana				18	12		09-Mar-20				16	10		22-Feb-20				17	20			17-Sep-20
	Togo				8	9		03-May-20				1	9		09-Jul-20								
	Angola				138	3		09-Feb-20				22			31-Oct-19				17				02-Dec-19
Malaysia																		3	5			04-Feb-20	
Philippines				12	1		15-Jan-20				6			23-Nov-19				19	4			16-Jan-20	
Zambia				2			25-Nov-19				2			25-Sep-19									
China				1			25-Apr-19				3			18-Aug-19			1					18-Apr-18	
Mozambique			1				21-Oct-18			2				17-Dec-18									
Syria		74					21-Sep-17	1 ³	66					12-Sep-17									
Total type 2	2	96	71	366	1074	431		3	85	74	177	276	200		5	2	65	198	535	234			
cVDPV3 ¹	China											1		22-Jul-20						1		25-Jan-21	
	Somalia						07-Sep-18			2				29-Jun-18			11					23-Aug-18	
	Total type 3	0	0	7	0	0	0		0	0	2	0	1	0		0	0	11	0	0	1		
Gender	Female (all sero type)	3	54	34	151	489	190																
	Male (all sero type)	2	42	70	215	609	250																
	Gender Unknown				12	10	4																

■ Environmental surveillance for poliovirus in selected sewage sites established and working

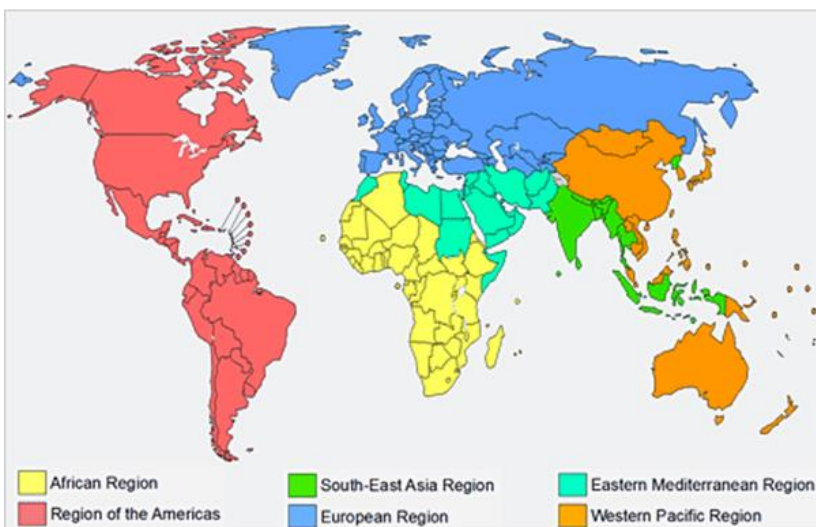
Changes from previous week

Global Surveillance Indicators: Year to Date Comparison 2020 & 2021: 01 January to 02 November 2021*

WHO region	AFP cases		Wild poliovirus cases		cVDPV cases		Polio compatibles		Pending final classification		
									Total		>90 days
	2020	2021	2020	2021	2020	2021	2020	2021	2020	2021	2021
African	16,193	20,578	0	0	353	356	46	41	2,268	2,249	660
Central	4,126	4,684	0	0	153	15	0	15	0	335	137
South/East	3,793	5,337	0	0	30	28	0	18	0	722	203
West	8,274	10,557	0	0	170	313	0	8	0	1,192	320
American	962	949	0	0	0	0	0	0	147	163	85
Eastern Mediterranean	15,584	17,559	132	2	252	55	8	4	2,150	1,721	410
European	681	856	0	0	0	33	0	2	189	283	107
South East Asian	17,036	21,204	0	0	0	0	0	4	3,602	3,054	819
Western Pacific	3,981	4,352	0	0	2	0	2	0	1,728	2,322	1,192
Global	54,437	65,498	132	2	607	444	56	51	10,084	9,792	3,273

¹cVDPV includes all three serotypes 1, 2 and 3. Please refer to slide 5 for the distribution of cases by serotypes.

WHO Regions



For data at country, regional and global levels from 2000 onwards, see the WHO website at <https://extranet.who.int/polis/public/CaseCount.aspx>

*Data for 2020 as of 03 Nov. 2020 and for 2021 as of 02 Nov. 2021