

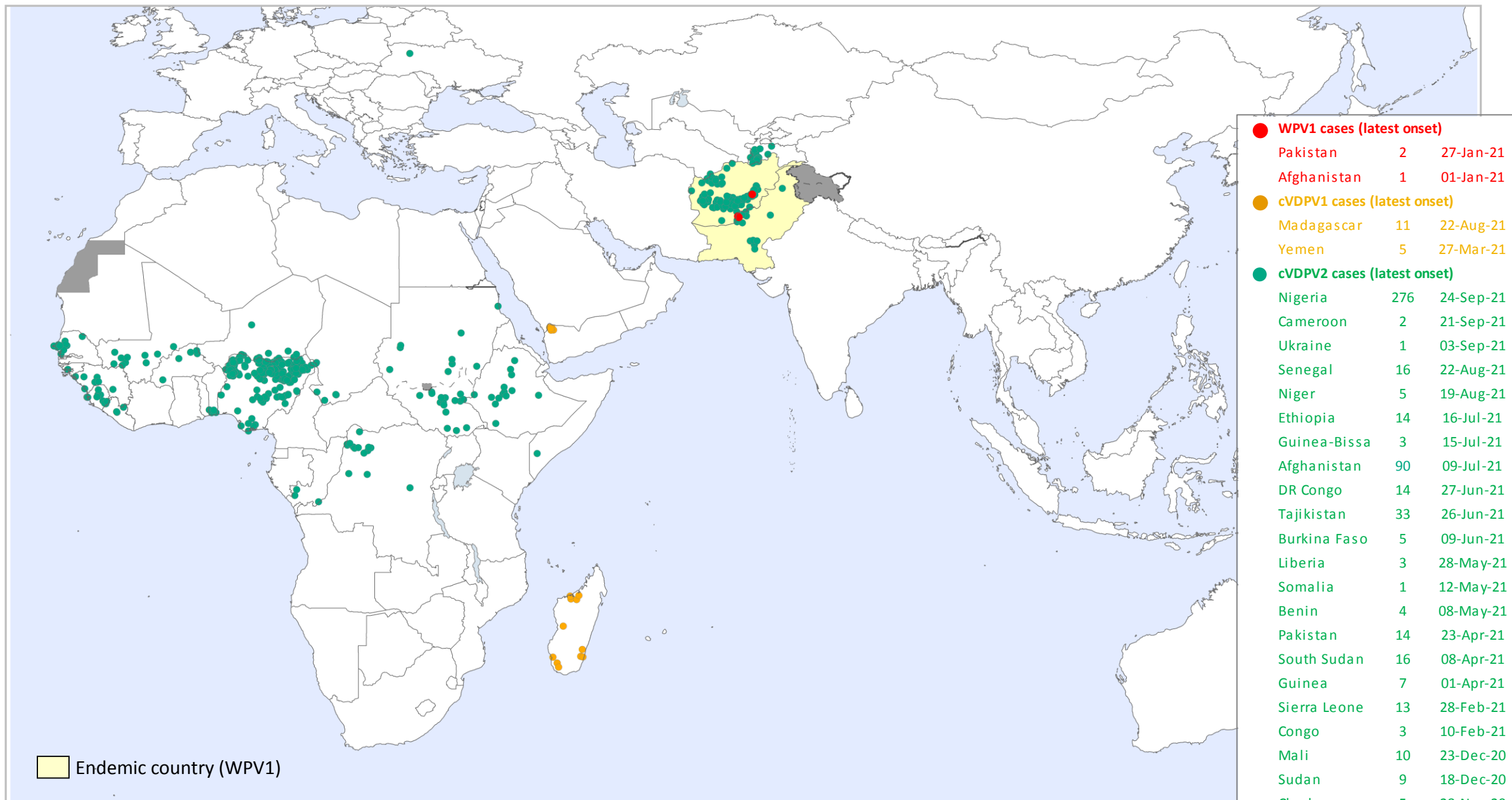
Highlights of New Wild Poliovirus and cVDPV Positives Reported Globally this Week

Country	WPV1			cVDPV1			cVDPV2			cVDPV3			Location State/Province/Governorate
	AFP	ENV	other ¹	AFP	ENV	other ¹	AFP	ENV	other ¹	AFP	ENV	other ¹	
CONGO								1					BRAZZAVILLE
CÔTE D'IVOIRE							1						MARAHOUÉ
GAMBIA								3					WESTERN REGION 1
NIGER							3		1				AGADEV, DIFFA, ZINDER
NIGERIA								19					BORNO, GOMBE, JIGAWA, KANO, KATSINA
SENEGAL								1					DAKAR
SIERRA LEONE									1				WESTERN AREA
UKRAINE									5				RIVNE

¹contacts of positive AFP cases, community, healthy children

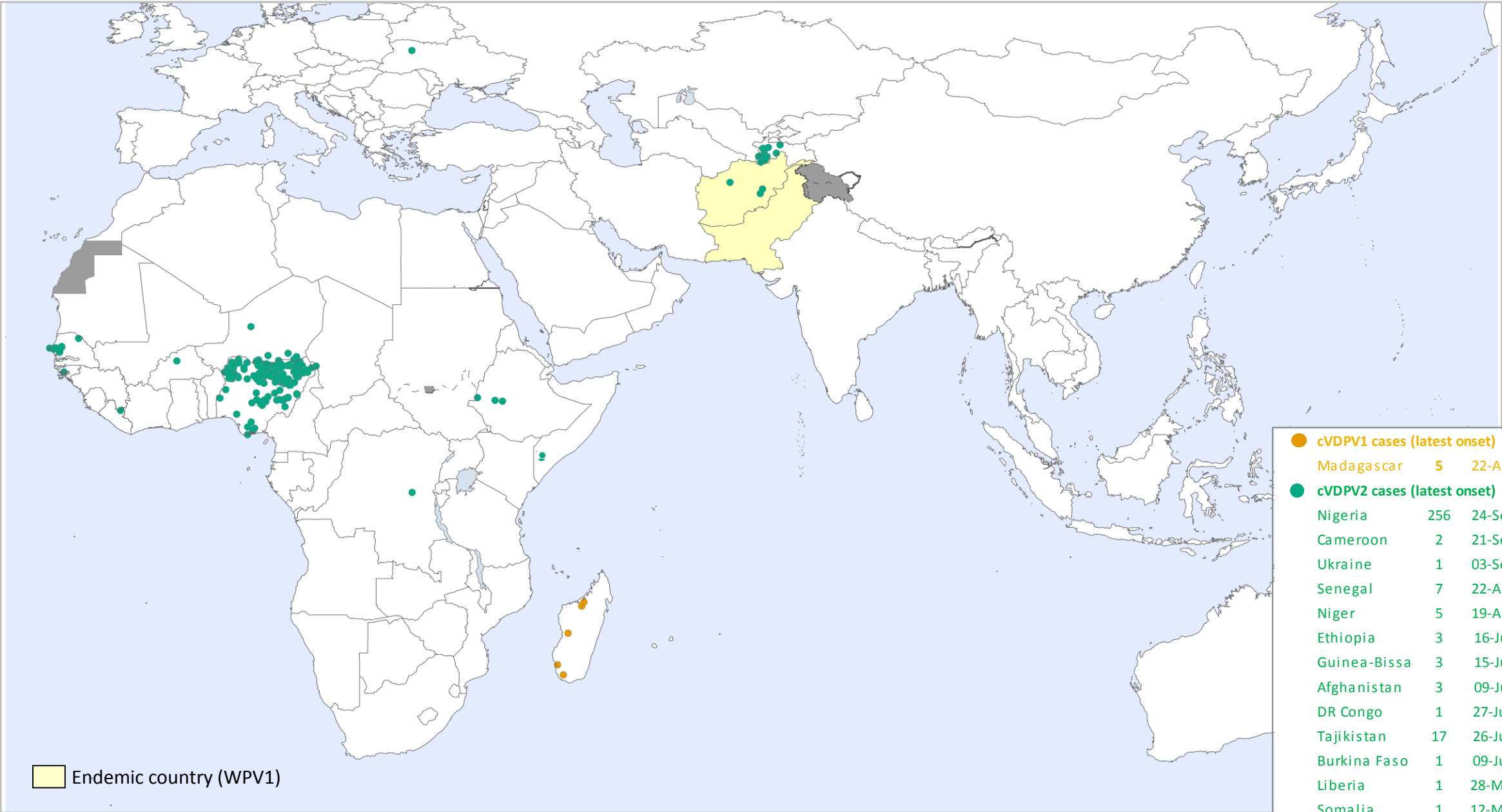
The boundaries and names shown and the designations used in the maps in this document do not imply the expression of any opinion whatsoever on the part of the World Health Organization concerning the legal status of any country, territory, city or area or of its authorities, or concerning the delimitation of its frontiers or boundaries. Dotted lines on maps represent approximate border lines for which there may not yet be full agreement. © WHO 2021. All rights reserved

Global WPV1 & cVDPV Cases¹, Previous 12 Months²



¹Excludes viruses detected from environmental surveillance; ²Onset of paralysis 10 Nov. 2020 to 09 Nov. 2021

Global WPV1 & cVDPV Cases¹, Previous 6 Months²



¹Excludes viruses detected from environmental surveillance; ²Onset of paralysis 10 May 2021 to 09 Nov. 2021

Global Wild Poliovirus 2016 - 2021

Country or territory ³	Wild virus type 1 confirmed cases								Wild virus type 1 reported from other sources ²							
	Full year total					01 Jan-09 Nov ¹		Date of most recent case	Full year total					01 Jan-09 Nov ¹		Date of most recent virus
	2016	2017	2018	2019	2020	2020	2021		2016	2017	2018	2019	2020	2020	2021	
Pakistan	20	8	12	147	84	80	1	27-Jan-21	62	110	141	405	455	395	62	09-Aug-21
Afghanistan	13	14	21	29	56	53	1	01-Jan-21	2	42	83	60	48	47	1	23-Feb-21
Nigeria ³	4	0	0	0	0	0	0	21-Aug-16	1 ⁴							27-Sep-16
Iran	0	0	0	0	0	0	0	NA				3				20-May-19
Total (Type1)	37	22	33	176	140	133	2		65	152	224	468	503	442	63	
Tot. in endemic countries	37	22	33	176	140	133	2									
Tot. in non-end countries	0	0	0	0	0	0	0									
No. of countries (infected)	3	2	2	2	2	2	2									
No. of countries (endemic)	2 ³	2 ³	3	3	3	2	2									
Total Female	13	7	18	72	59	56										
Total Male	24	15	15	104	81	77	2									

Countries in yellow are endemic. ¹Data reported to WHO HQ on 10 Nov. 2020 for 2020 data and 09 Nov. 2021 for 2021 data.

²Wild viruses from environmental samples, selected contacts, healthy children and other sources. Last WPV type 3 had its onset on 10 November 2012. ³Between 27 Sep 2015 and 27 Sep 2016, Nigeria was not classified as endemic, and declared Wild polio-free as of June 2020. ⁴Exceptionally reporting case-contact of a positive index case given the date of collection is later than the onset date of the most recent WPV.

Global Circulating Vaccine-derived Poliovirus (cVDPV)^{1,2,3}

¹For cVDPV definition see http://polioeradication.org/wp-content/uploads/2016/09/Reporting-and-Classification-of-VDPVs_Aug2016_EN.pdf. ²Figures include multiple emergences. ³ stool collected in Sep - 2016 but the final result was reported in 2017. ⁴ Include contact, healthy and community samples. ⁵ 1 cVDPV2 and cVDPV3 isolated from one child. ⁶No clear evidence of in-country community transmission; investigations underway

	Country	AFP cases (Paralysis onset between 2016-2021)						Other sources (Human) ⁴ (Collection between 2016-2021)						Other sources (Environment) (Collection between 2016-2021)										
		2016	2017	2018	2019	2020	2021	Onset of most recent case	2016	2017	2018	2019	2020	2021	most recent collection date	2016	2017	2018	2019	2020	2021	most recent collection date		
cVDPV1 ¹	Madagascar				1	2	10	22-Aug-21						17	08-Aug-21							24	13-Sep-21	
	Yemen				31	3		27-Mar-21				1			07-Jul-19									
	Malaysia				3	1		14-Jan-20											12	9			13-Mar-20	
	Philippines				2			28-Oct-19				1			31-Oct-19				14				28-Nov-19	
	Myanmar				6			09-Aug-19				6			21-Aug-19									
	Indonesia			1				27-Nov-18				2			13-Feb-19									
	PNG			26				18-Oct-18			7				20-Sep-18				7					06-Nov-18
	Laos	3						11-Jan-16	5						09-Feb-16									
	Total type 1	3	0	27	12	34	13		5	0	7	10	0	17		0	0	7	26	9	24			
cVDPV2 ¹	Nigeria	1		34	18	8	274	24-Sep-21	2 ²		53	18	8	103	26-Sep-21	1		44	64	5	102		25-Aug-21	
	Cameroon					7	2	21-Sep-21					4	1	08-Sep-21				4	9			29-Sep-20	
	Senegal						16	15-Aug-21						32	14-Sep-21					1	11		07-Sep-21	
	Ukraine						1	03-Sep-21						11	07-Sep-21									
	Mauritania													4	19-Jul-21							5	01-Sep-21	
	DR Congo		22	20	88	81	11	27-Jun-21		19	15	29	95	5	19-Aug-21					1			29-Apr-20	
	Tajikistan					1	32	26-Jun-21						24	24-May-21							17	13-Aug-21	
	Pakistan	1			22	135	8	23-Apr-21				14	2		11-Nov-20	4			40	135	35		11-Aug-21	
	Guinea-Bissau					3		15-Jul-21						1	26-Jul-21									
	Niger			10	1	10	5	19-Aug-21			4	6	2	1	13-Aug-21					9			08-Dec-20	
	Ethiopia				14	36	9	16-Jul-21					9	7	13-Oct-20				3	4			28-Dec-20	
	Guinea				44	6		01-Apr-21						1	05-Sep-20					1	1		10-Jul-21	
	Afghanistan					308	43	09-Jul-21						36	03-May-21						175	40		23-Jun-21
	Gambia																					9	09-Sep-21	
	Burkina Faso				1	65	2	09-Jun-21						12	19-Sep-20									
	Egypt																				1	10		08-Jun-21
	Sierra Leone					10	5	28-Feb-21						6	19-Mar-21							9	01-Jun-21	
	Uganda																					1	01-Jun-21	
	Liberia						3	28-May-21					2	5	21-Jan-21					7	14			20-Apr-21
	Somalia			6 ⁵	3	14	1	12-May-21				2	13	2	25-Jan-21		2	19	5	27	1			23-May-21
	Benin ★				8	3	3	08-May-21							2	08-Sep-21					5	1		22-Mar-21
	Congo				2	2		10-Feb-21					2		12-Oct-20						1	2		01-Jun-21
	South Sudan ★				50	9		10-Apr-21					19	5	25-Feb-21						6			01-Dec-20
	Iran																				3	1		20-Feb-21
	Kenya												1	2	25-Jan-21			1		1	1			13-Jan-21
	Côte d'Ivoire					63		18-Oct-20					24		01-Nov-20				7	93				23-Dec-20
	Mali					52		23-Dec-20					3		15-Aug-20					4				29-Aug-20
	Sudan ★					59		18-Dec-20					11		01-Oct-20					14				09-Nov-20
	Chad ★				11	101		28-Nov-20				6	17		15-Oct-20					10	3			13-Mar-20
	Central African Republic				21	4		29-Oct-20				43	1		05-Oct-20					9	2			05-Feb-20
	Ghana				18	12		09-Mar-20				16	10		22-Feb-20					17	20			17-Sep-20
	Togo				8	9		03-May-20				1	9		09-Jul-20									
	Angola				138	3		09-Feb-20				22			31-Oct-19					17				02-Dec-19
	Malaysia																			3	5			04-Feb-20
Philippines				12	1		15-Jan-20				6			23-Nov-19					19	4			16-Jan-20	
Zambia				2			25-Nov-19				2			25-Sep-19										
China				1			25-Apr-19				3			18-Aug-19			1						18-Apr-18	
Mozambique			1				21-Oct-18			2				17-Dec-18										
Syria		74					21-Sep-17	1 ³	66					12-Sep-17										
Total type 2	2	96	71	366	1078	435		3	85	74	177	285	206		5	2	65	198	536	260				
cVDPV3 ¹	China											1		22-Jul-20							1		25-Jan-21	
	Somalia			7 ⁵				07-Sep-18			2			29-Jun-18			11						23-Aug-18	
	Total type 3	0	0	7	0	0	0		0	0	2	0	1	0		0	0	11	0	0	1			
Gender	Female (all sero type)	3	54	34	151	492	191																	
	Male (all sero type)	2	42	70	215	610	256																	
	Gender Unknown				12	10	1																	

Environmental surveillance for poliovirus in selected sewage sites established and working

Changes from previous week

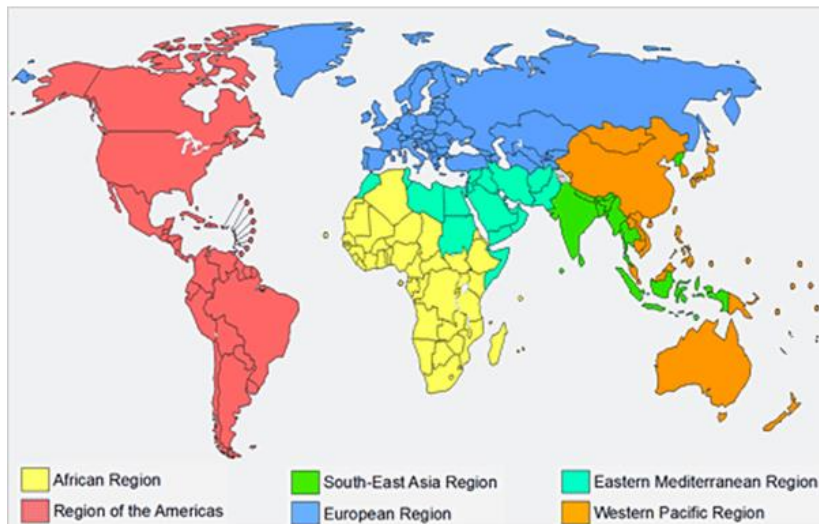
★ Due to backlog reporting or reconciliation of viruses from member states, numbers in this table may increase without being notified as new case/specimen in the current week

Global Surveillance Indicators: Year to Date Comparison 2020 & 2021: 01 January to 09 November 2021*

WHO region	AFP cases		Wild poliovirus cases		cVDPV ¹ cases		Polio compatibles		Pending final classification		
									Total		> 90 days
	2020	2021	2020	2021	2020	2021	2020	2021	2020	2021	2021
African	17,207	21,835	0	0	370	360	46	44	2,400	2,427	693
Central	4,246	4,846	0	0	159	15	25	15	465	399	145
South/East	4,216	6,149	0	0	32	28	13	19	833	815	208
West	8,745	10,840	0	0	179	317	8	10	1,102	1,213	340
American	969	975	0	0	0	0	0	0	147	179	94
Eastern Mediterranean	16,441	18,091	133	2	270	55	9	4	1,974	1,851	388
European	707	869	0	0	0	33	0	2	210	285	113
South East Asian	17,436	21,858	0	0	0	0	0	4	3,593	3,219	825
Western Pacific	3,990	4,355	0	0	2	0	2	0	1,737	2,318	1,247
Global	56,750	67,983	133	2	642	448	57	54	10,061	10,279	3,360

¹cVDPV includes all three serotypes 1, 2 and 3. Please refer to slide 5 for the distribution of cases by serotypes.

WHO Regions



For data at country, regional and global levels from 2000 onwards, see the WHO website at <https://extranet.who.int/polis/public/CaseCount.aspx>

*Data for 2020 as of 10 Nov. 2020 and for 2021 as of 09 Nov. 2021