

Highlights of New Wild Poliovirus and cVDPV Positives Reported Globally this Week

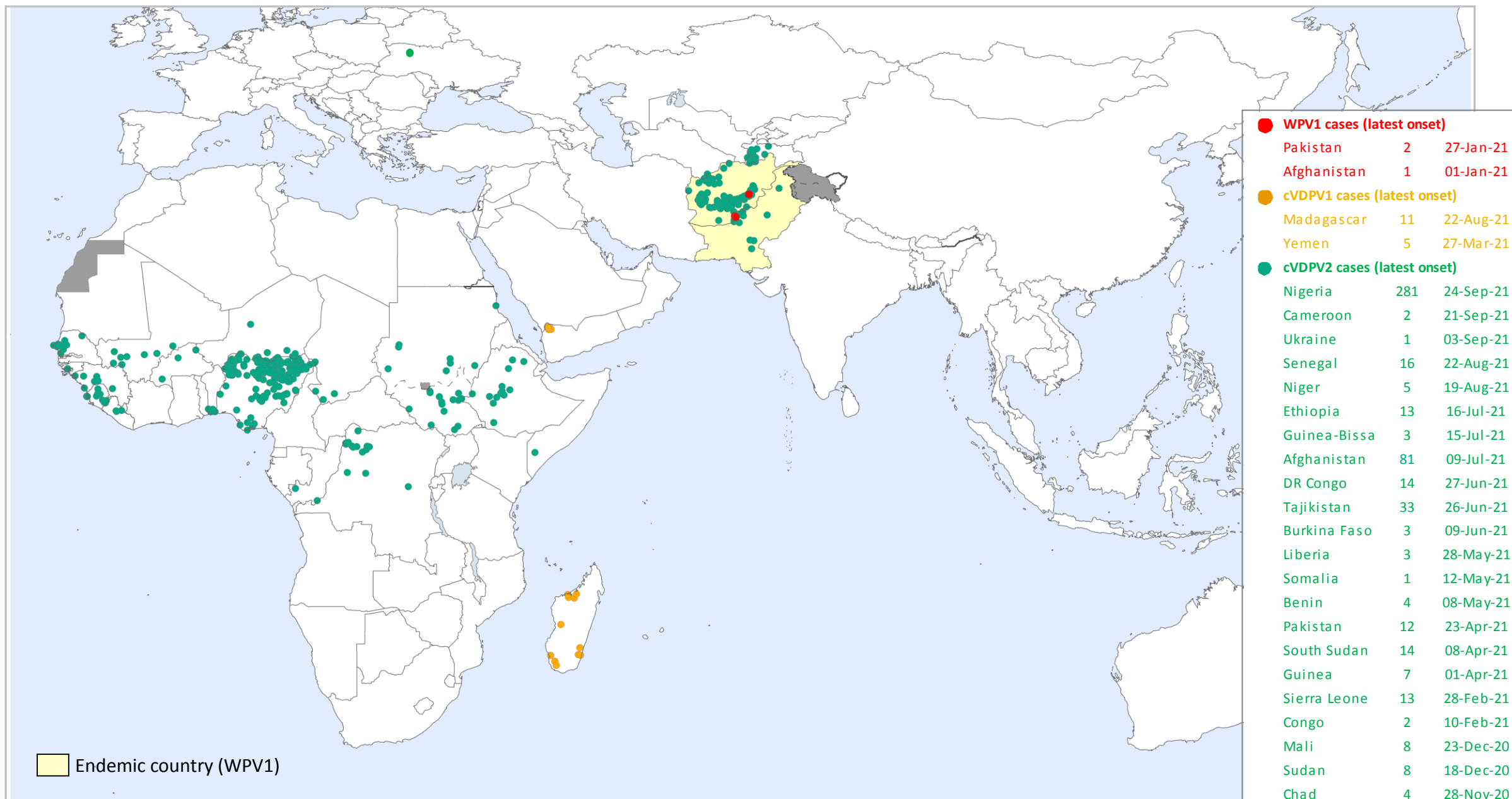
Country	WPV1			cVDPV1			cVDPV2			cVDPV3			Location State/Province/Governorate
	AFP	ENV	other ¹	AFP	ENV	other ¹	AFP	ENV	other ¹	AFP	ENV	other ¹	
NIGERIA							6	26	5				BAUCHI, BORNO, GOMBE, KANO, KATSINA, TARABA, YOBE
SENEGAL									1				MATAM
UKRAINE									2				RIVNE

¹contacts of positive AFP cases, community, healthy children

The boundaries and names shown and the designations used in the maps in this document do not imply the expression of any opinion whatsoever on the part of the World Health Organization concerning the legal status of any country, territory, city or area or of its authorities, or concerning the delimitation of its frontiers or boundaries. Dotted lines on maps represent approximate border lines for which there may not yet be full agreement. © WHO 2021. All rights reserved

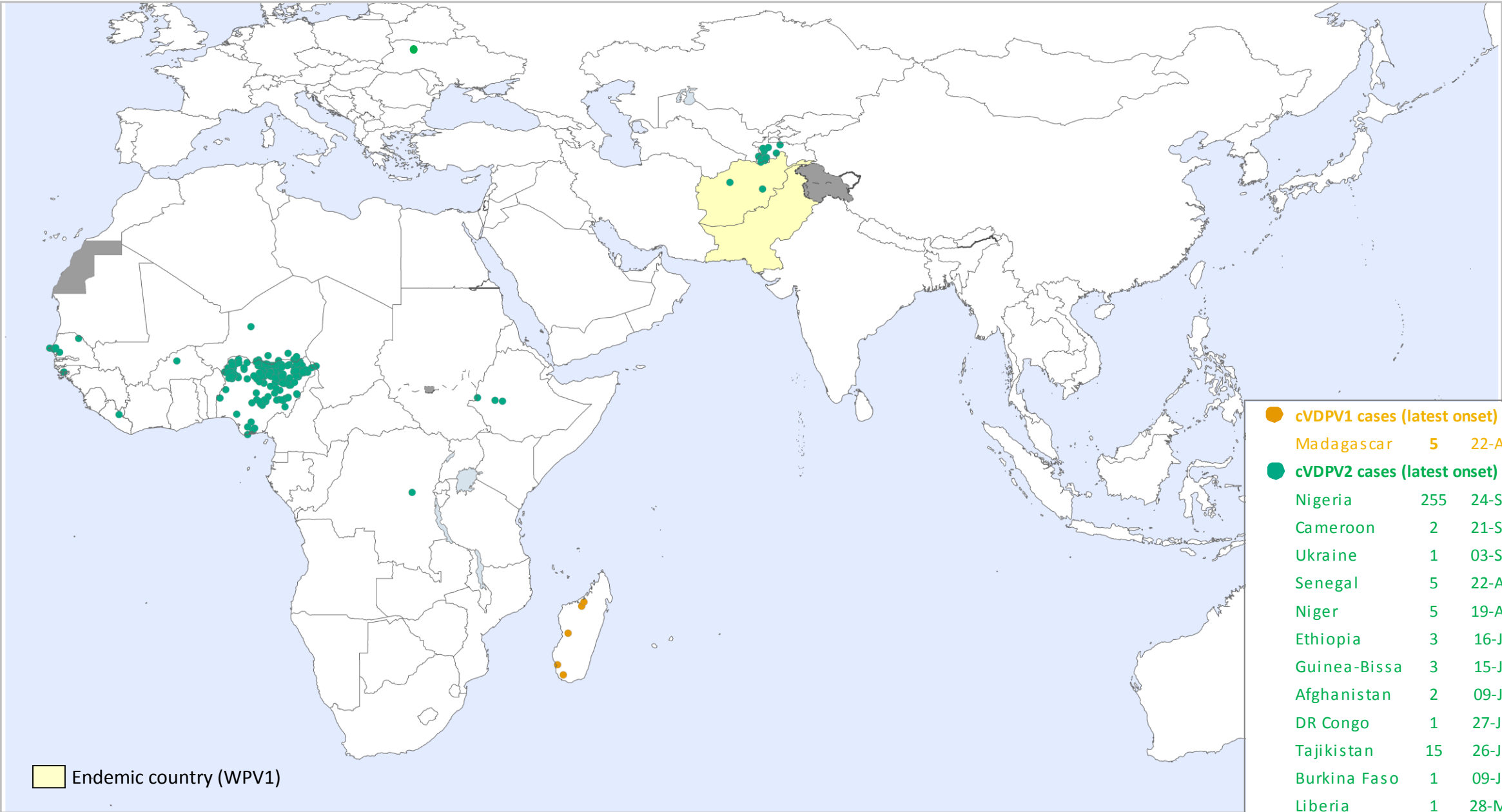
Data in WHO HQ as of 16 Nov. 2021

Global WPV1 & cVDPV Cases¹, Previous 12 Months²



¹Excludes viruses detected from environmental surveillance; ²Onset of paralysis 17 Nov. 2020 to 16 Nov. 2021

Global WPV1 & cVDPV Cases¹, Previous 6 Months²



¹Excludes viruses detected from environmental surveillance; ²Onset of paralysis 17 May 2021 to 16 Nov. 2021

Global Wild Poliovirus 2016 - 2021

Country or territory ³	Wild virus type 1 confirmed cases								Wild virus type 1 reported from other sources ²							
	Full year total					01 Jan-16 Nov ¹		Date of most recent case	Full year total					01 Jan-16 Nov ¹		Date of most recent virus
	2016	2017	2018	2019	2020	2020	2021		2016	2017	2018	2019	2020	2020	2021	
Pakistan	20	8	12	147	84	80	1	27-Jan-21	62	110	141	405	455	400	62	09-Aug-21
Afghanistan	13	14	21	29	56	53	1	01-Jan-21	2	42	83	60	48	47	1	23-Feb-21
Nigeria³	4	0	0	0	0	0	0	21-Aug-16	1 ⁴							27-Sep-16
Iran	0	0	0	0	0	0	0	NA				3				20-May-19
Total (Type1)	37	22	33	176	140	133	2		65	152	224	468	503	447	63	
Tot. in endemic countries	37	22	33	176	140	133	2									
Tot. in non-end countries	0	0	0	0	0	0	0									
No. of countries (infected)	3	2	2	2	2	2	2									
No. of countries (endemic)	2 ³	2 ³	3	3	3	2	2									
Total Female	13	7	18	72	59	56										
Total Male	24	15	15	104	81	77	2									

Countries in yellow are endemic. ¹Data reported to WHO HQ on 17 Nov. 2020 for 2020 data and 16 Nov. 2021 for 2021 data.

²Wild viruses from environmental samples, selected contacts, healthy children and other sources. Last WPV type 3 had its onset on 10 November 2012. ³Between 27 Sep 2015 and 27 Sep 2016, Nigeria was not classified as endemic, and declared Wild polio-free as of June 2020. ⁴Exceptionally reporting case-contact of a positive index case given the date of collection is later than the onset date of the most recent WPV.

Global Circulating Vaccine-derived Poliovirus (cVDPV)^{1,2,3}

	Country	AFP cases (Paralysis onset between 2016-2021)							Other sources (Human) ⁴ (Collection between 2016-2021)							Other sources (Environment) (Collection between 2016-2021)							
		2016	2017	2018	2019	2020	2021	Onset of most recent case	2016	2017	2018	2019	2020	2021	most recent collection date	2016	2017	2018	2019	2020	2021	most recent collection date	
cVDPV1 ¹	Madagascar					2	10	22-Aug-21						17	08-Aug-21							24	13-Sep-21
	Yemen				1	31	3	27-Mar-21				1			07-Jul-19								
	Malaysia				3	1		14-Jan-20											12	9			13-Mar-20
	Philippines				2			28-Oct-19				1			31-Oct-19				14				28-Nov-19
	Myanmar				6			09-Aug-19				6			21-Aug-19								
	Indonesia			1				27-Nov-18				2			13-Feb-19								
	PNG			26				18-Oct-18			7				20-Sep-18			7					06-Nov-18
	Laos	3						11-Jan-16	5						09-Feb-16								
Total type 1	3	0	27	12	34	13		5	0	7	10	0	17		0	0	7	26	9	24			
cVDPV2 ¹	Ukraine						1	03-Sep-21						13	09-Oct-21								
	Senegal						16	15-Aug-21						33	06-Oct-21					1	11		07-Sep-21
	Nigeria	1		34	18	8	280	24-Sep-21	2 ²		53	18	8	108	04-Oct-21	1		44	64	5	128		21-Sep-21
	Cameroon					7	2	21-Sep-21					4	1	08-Sep-21				4	9			29-Sep-20
	Gambia																					9	09-Sep-21
	Benin				8	3	3	08-May-21						2	08-Sep-21					5	1		22-Mar-21
	Mauritania													4	19-Jul-21						5		01-Sep-21
	DR Congo		22	20	88	81	11	27-Jun-21		19	15	29	95	5	19-Aug-21					1			29-Apr-20
	Niger			10	1	10	5	19-Aug-21			4	6	2	1	13-Aug-21						9		08-Dec-20
	Tajikistan					1	32	26-Jun-21						24	24-May-21							17	13-Aug-21
	Pakistan	1				22	135	8	23-Apr-21				14	2	11-Nov-20	4			40	135	35		11-Aug-21
	Guinea-Bissau						3	15-Jul-21						1	26-Jul-21								
	Ethiopia				14	36	9	16-Jul-21				9	7		13-Oct-20				3	4			28-Dec-20
	Guinea					44	6	01-Apr-21						1	05-Sep-20					1	1		10-Jul-21
	Afghanistan					308	43	09-Jul-21					36	2	03-May-21					175	40		23-Jun-21
	Burkina Faso				1	65	2	09-Jun-21					12		19-Sep-20								
	Egypt																			1	10		08-Jun-21
	Sierra Leone					10	5	28-Feb-21					6	6	19-Mar-21							9	01-Jun-21
	Uganda																					1	01-Jun-21
	Congo					2	2	10-Feb-21					2		12-Oct-20					1	2		01-Jun-21
	Liberia						3	28-May-21					2	5	21-Jan-21					7	14		20-Apr-21
	Somalia			6 ⁵	3	14	1	12-May-21				2	13	2	25-Jan-21		2	19	5	27	1		23-May-21
	South Sudan					50	9	10-Apr-21					19	5	25-Feb-21					6			01-Dec-20
	Iran																			3	1		20-Feb-21
	Kenya												1	2	25-Jan-21			1		1	1		13-Jan-21
	Côte d'Ivoire					63		18-Oct-20					24		01-Nov-20				7	93			23-Dec-20
	Mali					52		23-Dec-20					3		15-Aug-20					4			29-Aug-20
	Sudan					59	11	18-Dec-20					11		01-Oct-20					14			09-Nov-20
	Chad				11	101		28-Nov-20				6	17		15-Oct-20					10	3		13-Mar-20
	Central African Republic				21	4		29-Oct-20				43	1		05-Oct-20					9	2		05-Feb-20
	Ghana				18	12		09-Mar-20				16	10		22-Feb-20					17	20		17-Sep-20
	Togo				8	9		03-May-20				1	9		09-Jul-20								
Angola				138	3		09-Feb-20				22			31-Oct-19					17			02-Dec-19	
Malaysia																			3	5		04-Feb-20	
Philippines				12	1		15-Jan-20				6			23-Nov-19					19	4		16-Jan-20	
Zambia				2			25-Nov-19				2			25-Sep-19									
China				1			25-Apr-19				3			18-Aug-19			1					18-Apr-18	
Mozambique			1				21-Oct-18			2				17-Dec-18									
Syria		74					21-Sep-17	1 ³	66					12-Sep-17									
Total type 2	2	96	71	366	1078	441		3	85	74	177	285	214		5	2	65	198	536	286			
cVDPV3 ¹	China												1		22-Jul-20							1	25-Jan-21
	Somalia			7 ⁵				07-Sep-18			2				29-Jun-18			11					23-Aug-18
	Total type 3	0	0	7	0	0	0		0	0	2	0	1	0		0	0	11	0	0	1		
Gender	Female (all sero type)	3	54	34	151	492	192																
	Male (all sero type)	2	42	70	215	610	261																
	Gender Unknown				12	10	1																

Environmental surveillance for poliovirus in selected sewage sites established and working

Changes from previous week

¹For cVDPV definition see http://polioeradication.org/wp-content/uploads/2016/09/Reporting-and-Classification-of-VDPVs_Aug2016_EN.pdf. ²Figures include multiple emergences. ³ stool collected in Sep - 2016 but the final result was reported in 2017. ⁴ Include contact, healthy and community samples. ⁵ 1 cVDPV2 and cVDPV3 isolated from one child. ⁶No clear evidence of in-country community transmission; investigations underway

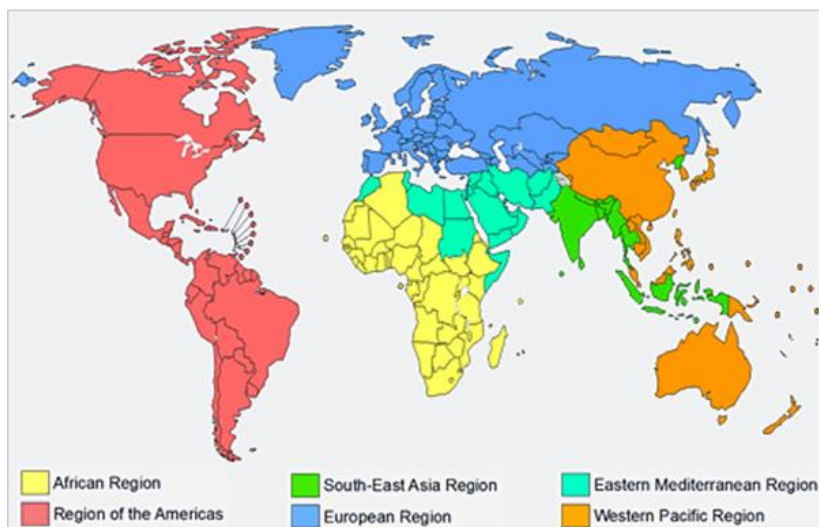
Global Surveillance Indicators: Year to Date Comparison

2020 & 2021: 01 January to 16 November 2021*

WHO region	AFP cases		Wild poliovirus cases		cVDPV ¹ cases		Polio compatibles		Pending final classification		
									Total		> 90 days
	2020	2021	2020	2021	2020	2021	2020	2021	2020	2021	2021
African	17,745	21,836	0	0	378	366	46	44	2,445	2,414	743
Central	4,427	4,846	0	0	160	15	25	15	479	399	157
South/East	4,300	6,149	0	0	36	28	13	19	786	810	226
West	9,018	10,841	0	0	182	323	8	10	1,180	1,205	360
American	1,006	1,010	0	0	0	0	0	0	158	185	101
Eastern Mediterranean	16,896	18,563	133	2	289	55	9	4	2,186	1,852	346
European	724	896	0	0	0	33	0	2	224	303	109
South East Asian	18,163	22,414	0	0	0	0	0	4	3,508	3,213	895
Western Pacific	4,362	4,592	0	0	2	0	2	0	1,813	2,348	1,331
Global	58,896	69,311	133	2	669	454	57	54	10,334	10,315	3,525

¹cVDPV includes all three serotypes 1, 2 and 3. Please refer to slide 5 for the distribution of cases by serotypes.

WHO Regions



For data at country, regional and global levels from 2000 onwards, see the WHO website at <https://extranet.who.int/polis/public/CaseCount.aspx>

*Data for 2020 as of 17 Nov. 2020 and for 2021 as of 16 Nov. 2021