

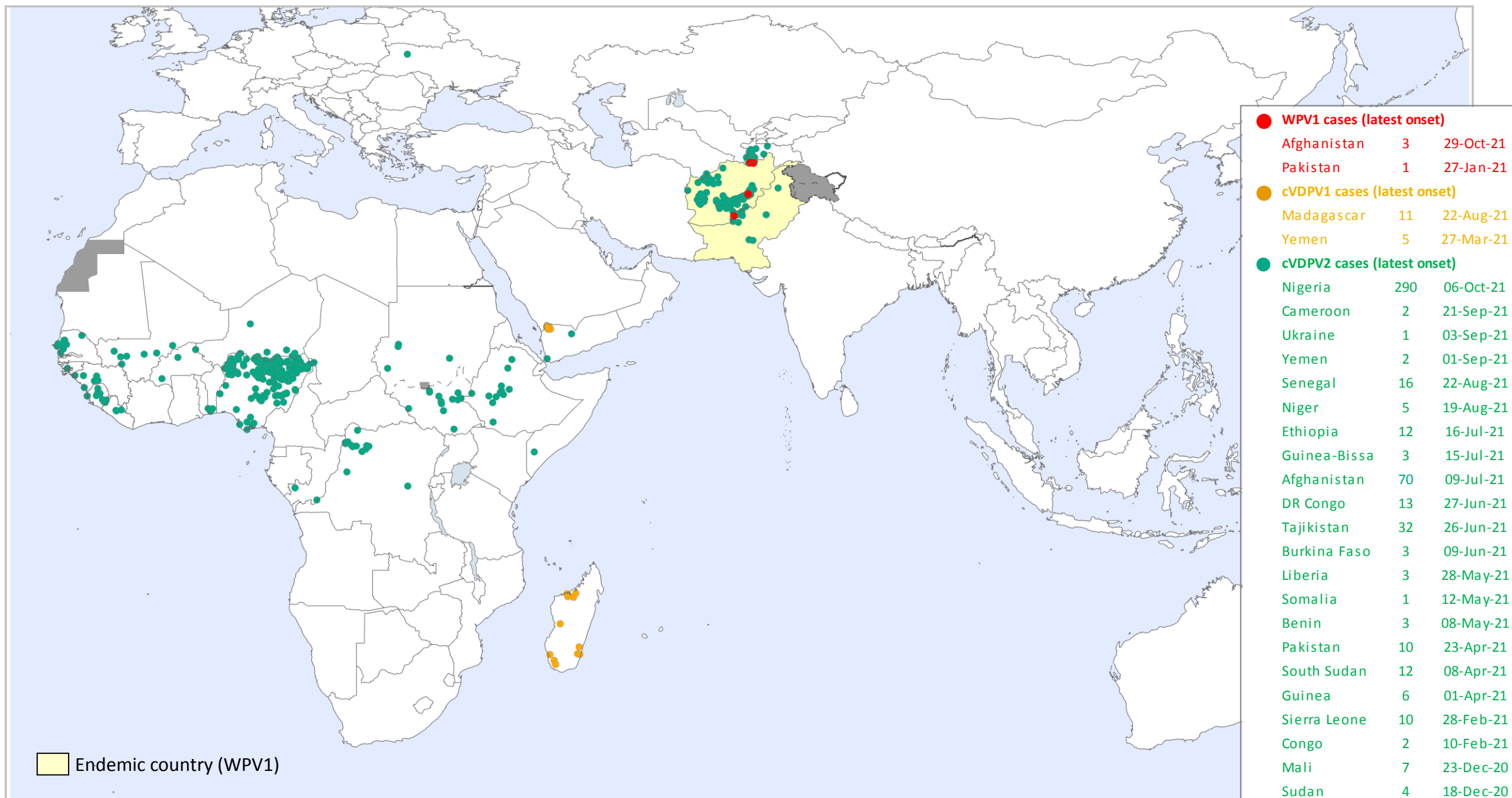
Highlights of New Wild Poliovirus and cVDPV Positives Reported Globally this Week

Country	WPV1			cVDPV1			cVDPV2			cVDPV3			Location State/Province/Governorate
	AFP	ENV	other ¹	AFP	ENV	other ¹	AFP	ENV	other ¹	AFP	ENV	other ¹	
CENTRAL AFRICAN REPUBLIC								1					REGION SANITAIRE 7
NIGERIA								7					BORNO, KANO, KATSINA, YOBE
PAKISTAN		1											KHYBER PAKHTOON
UGANDA								1					KAMPALA
UKRAINE									4				ZAKARPATTIA OBLAST

¹contacts of positive AFP cases, community, healthy children

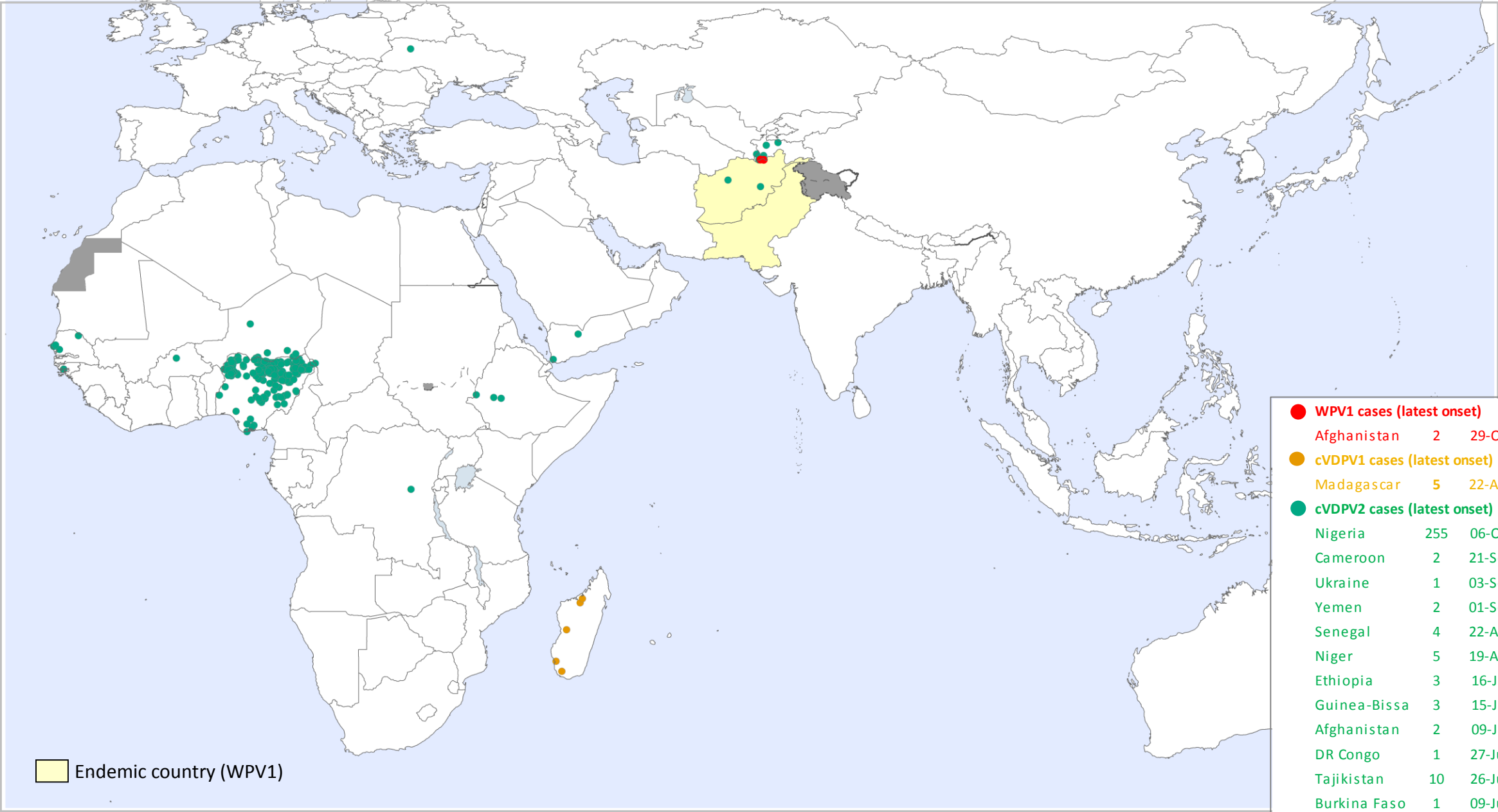
The boundaries and names shown and the designations used in the maps in this document do not imply the expression of any opinion whatsoever on the part of the World Health Organization concerning the legal status of any country, territory, city or area or of its authorities, or concerning the delimitation of its frontiers or boundaries. Dotted lines on maps represent approximate border lines for which there may not yet be full agreement. © WHO 2021. All rights reserved

Global WPV1 & cVDPV Cases¹, Previous 12 Months²



¹Excludes viruses detected from environmental surveillance; ²Onset of paralysis 01 Dec. 2020 to 30 Nov. 2021

Global WPV1 & cVDPV Cases¹, Previous 6 Months²



¹Excludes viruses detected from environmental surveillance; ²Onset of paralysis 31 May 2021 to 30 Nov. 2021

Global Wild Poliovirus 2016 - 2021

Country or territory ³	Wild virus type 1 confirmed cases								Wild virus type 1 reported from other sources ²							
	Full year total					01 Jan-30 Nov ¹		Date of most recent case	Full year total					01 Jan-30 Nov ¹		Date of most recent virus
	2016	2017	2018	2019	2020	2020	2021		2016	2017	2018	2019	2020	2020	2021	
Pakistan	20	8	12	147	84	81	1	27-Jan-21	62	110	141	405	455	405	63	11-Nov-21
Afghanistan	13	14	21	29	56	54	3	29-Oct-21	2	42	83	60	48	48	1	23-Feb-21
Nigeria ³	4	0	0	0	0	0	0	21-Aug-16	1 ⁴							27-Sep-16
Iran	0	0	0	0	0	0	0	NA				3				20-May-19
Total (Type1)	37	22	33	176	140	135	4		65	152	224	468	503	453	64	
Tot. in endemic countries	37	22	33	176	140	135	4									
Tot. in non-end countries	0	0	0	0	0	0	0									
No. of countries (infected)	3	2	2	2	2	2	2									
No. of countries (endemic)	2 ³	2 ³	3	3	3	2	2									
Total Female	13	7	18	72	59	56	1									
Total Male	24	15	15	104	81	79	3									


Countries in yellow are endemic. ¹Data reported to WHO HQ on 01 Dec. 2020 for 2020 data and 30 Nov. 2021 for 2021 data.

²Wild viruses from environmental samples, selected contacts, healthy children and other sources. Last WPV type 3 had its onset on 10 November 2012. ³Between 27 Sep 2015 and 27 Sep 2016, Nigeria was not classified as endemic, and declared Wild polio-free as of June 2020. ⁴Exceptionally reporting case-contact of a positive index case given the date of collection is later than the onset date of the most recent WPV.

Global Circulating Vaccine-derived Poliovirus (cVDPV)^{1,2,3}

¹For cVDPV definition see http://polioeradication.org/wp-content/uploads/2016/09/Reporting-and-Classification-of-VDPVs_Aug2016_EN.pdf . ²Figures include multiple emergences. ³ stool collected in Sep - 2016 but the final result was reported in 2017. ⁴ Include contact, healthy and community samples . ⁵ 1 cVDPV2 and cVDPV3 isolated from one child. ⁶No clear evidence of in-country community transmission; investigations underway

Country	AFP cases (Paralysis onset between 2016-2021)							Other sources (Human) ⁴ (Collection between 2016-2021)						Other sources (Environment) (Collection between 2016-2021)							
	2016	2017	2018	2019	2020	2021	Onset of most recent case	2016	2017	2018	2019	2020	2021	most recent collection date	2016	2017	2018	2019	2020	2021	most recent collection date
Madagascar				1	2	10	22-Aug-21					17	08-Aug-21							24	13-Sep-21
Yemen				31	3		27-Mar-21				1		07-Jul-19								
Malaysia				3	1		14-Jan-20											12	9		13-Mar-20
Philippines				2			28-Oct-19				1		31-Oct-19				14				28-Nov-19
Myanmar				6			09-Aug-19				6		21-Aug-19								
Indonesia			1				27-Nov-18				2		13-Feb-19								
PNG			26				18-Oct-18						20-Sep-18				7				06-Nov-18
Laos	3						11-Jan-16	5		7			09-Feb-16								
Total type 1	3	0	27	12	34	13		5	0	7	10	0	17		0	0	7	26	9	24	
Central African Republic				21	4		29-Oct-20				43	1	05-Oct-20					9	2	1	03-Nov-21
Uganda							04-Oct-21	2 ²		53	18	8	112	28-Oct-21	1		44	64	5	2	02-Nov-21
Nigeria	1		34	18	8	289	04-Oct-21						18	09-Oct-21						160	09-Oct-21
Ukraine						1	03-Sep-21						33	06-Oct-21					1	11	07-Sep-21
Senegal						16	15-Aug-21						33	06-Oct-21							29-Sep-20
Cameroon					7	2	21-Sep-21					4	1	08-Sep-21				4	9		09-Sep-21
Gambia																				9	09-Sep-21
Benin				8	3	3	08-May-21						2	08-Sep-21					5	1	22-Mar-21
Mauritania													4	19-Jul-21						5	01-Sep-21
Yemen						2	01-Sep-21														
DR Congo		22	20	88	81	11	27-Jun-21		19	15	29	95	5	19-Aug-21					1		29-Apr-20
Niger			10	1	10	5	19-Aug-21			4	6	2	1	13-Aug-21					9		08-Dec-20
Tajikistan					1	32	26-Jun-21						22	24-May-21						17	13-Aug-21
Pakistan	1			22	135	8	23-Apr-21				14	2		11-Nov-20	4			40	135	35	11-Aug-21
Guinea-Bissau						3	15-Jul-21						1	26-Jul-21							
Ethiopia				14	36	9	16-Jul-21				9	7		13-Oct-20				3	4		28-Dec-20
Guinea					44	6	01-Apr-21						1	05-Sep-20					1	1	10-Jul-21
Afghanistan					308	43	09-Jul-21					36	2	03-May-21					175	40	23-Jun-21
Burkina Faso				1	65	2	09-Jun-21						12	19-Sep-20							
Egypt																			1	10	08-Jun-21
Sierra Leone					10	5	28-Feb-21					6	8	19-Mar-21						9	01-Jun-21
Congo					2	2	10-Feb-21						2	12-Oct-20					1	2	01-Jun-21
Liberia					3		28-May-21						5	21-Jan-21					7	14	20-Apr-21
Somalia			6 ⁵	3	14	1	12-May-21				2	13		10-Nov-20		2	19	5	27	1	23-May-21
South Sudan					50	9	10-Apr-21					19	5	25-Feb-21					6		01-Dec-20
Iran																			3	1	20-Feb-21
Kenya												1	2	25-Jan-21			1		1	1	13-Jan-21
Côte d'Ivoire					63		18-Oct-20						24	01-Nov-20				7	93		23-Dec-20
Mali					52		23-Dec-20						3	15-Aug-20					4		29-Aug-20
Sudan					59		18-Dec-20						11	01-Oct-20					14		09-Nov-20
Chad				11	101		28-Nov-20				6	17		15-Oct-20					10	3	13-Mar-20
Ghana				18	12		09-Mar-20					16	10	22-Feb-20					17	20	17-Sep-20
Togo				8	9		03-May-20					1	9	09-Jul-20							
Angola				138	3		09-Feb-20					22		31-Oct-19					17		02-Dec-19
Malaysia																			3	5	04-Feb-20
Philippines				12	1		15-Jan-20						6	23-Nov-19					19	4	16-Jan-20
Zambia				2			25-Nov-19						2	25-Sep-19							
China				1			25-Apr-19					3		18-Aug-19				1			18-Apr-18
Mozambique			1				21-Oct-18			2				17-Dec-18							
Syria		74					21-Sep-17	1 ³	66					12-Sep-17							
Total type 2	2	96	71	366	1078	452		3	85	74	177	285	221		5	2	65	198	536	320	
China												1		22-Jul-20						1	25-Jan-21
Somalia			7 ⁵				07-Sep-18			2				29-Jun-18				11			23-Aug-18
Total type 3	0	0	7	0	0	0		0	0	2	0	1	0		0	0	11	0	0	1	
Female (all sero type)	3	54	34	151	492	199															
Male (all sero type)	2	42	70	215	610	265															
Gender Unknown				12	10	1															

 Environmental surveillance for poliovirus in selected sewage sites established and working

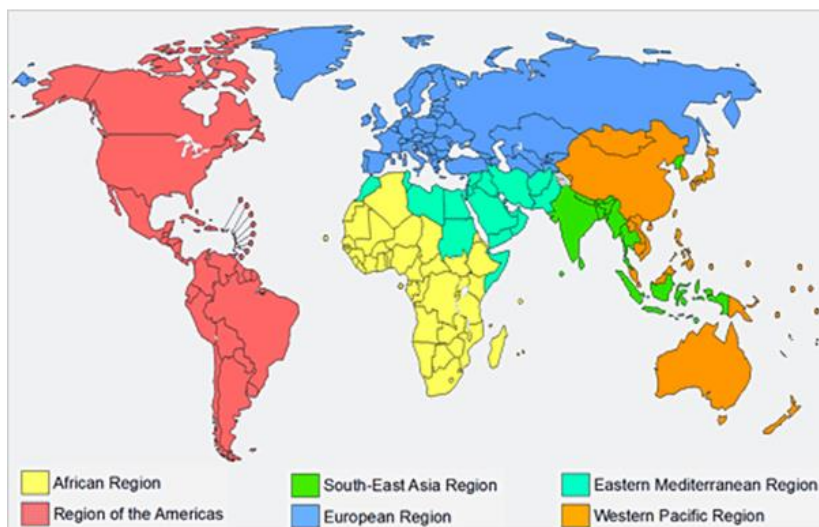
Changes from previous week

Global Surveillance Indicators: Year to Date Comparison 2020 & 2021: 01 January to 30 November 2021*

WHO region	AFP cases		Wild poliovirus cases		cVDPV ¹ cases		Polio compatibles		Pending final classification		
									Total		> 90 days
	2020	2021	2020	2021	2020	2021	2020	2021	2020	2021	2021
African	18,734	24,343	0	0	406	375	48	45	2,684	2,504	714
Central	4,567	5,256	0	0	164	15	26	15	380	498	171
South/East	4,627	7,270	0	0	45	28	13	20	964	1,043	253
West	9,540	11,817	0	0	197	332	9	10	1,340	963	290
American	1,093	1,055	0	0	0	0	0	0	179	168	100
Eastern Mediterranean	17,830	19,534	135	4	342	57	10	4	2,065	1,666	276
European	752	944	0	0	0	33	0	2	208	320	111
South East Asian	19,236	23,678	0	0	0	0	0	4	3,757	3,443	1,066
Western Pacific	4,431	4,625	0	0	2	0	2	0	1,723	2,332	1,478
Global	62,076	74,179	135	4	750	465	60	55	10,616	10,433	3,745

¹cVDPV includes all three serotypes 1, 2 and 3. Please refer to slide 5 for the distribution of cases by serotypes.

WHO Regions



For data at country, regional and global levels from 2000 onwards, see the WHO website at <https://extranet.who.int/polis/public/CaseCount.aspx>

*Data for 2020 as of 01 Dec. 2020 and for 2021 as of 30 Nov. 2021