

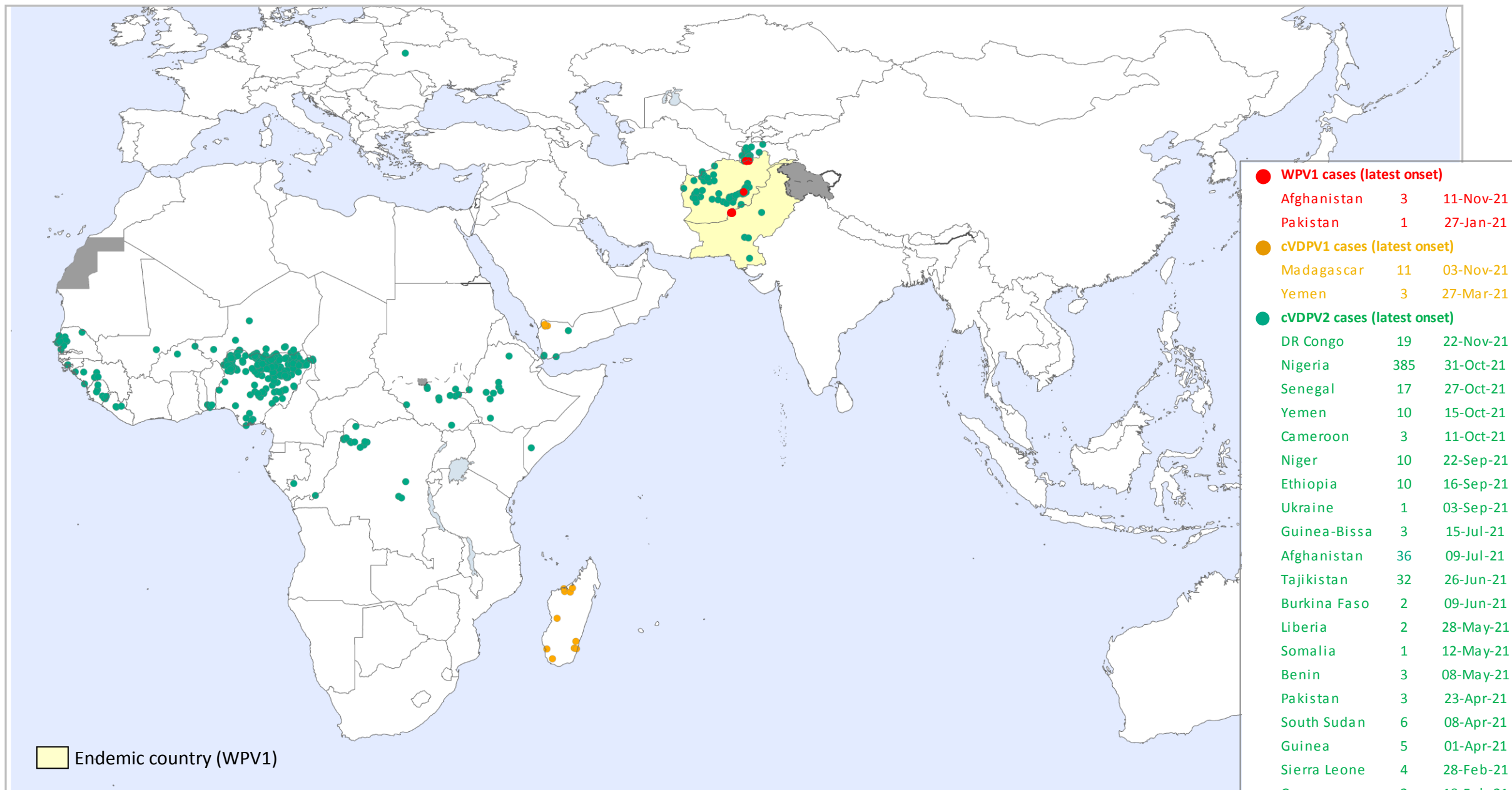
Highlights of New Wild Poliovirus and cVDPV Positives Reported Globally this Week

Country	WPV1			cVDPV1			cVDPV2			cVDPV3			Location State/Province/Governorate
	AFP	ENV	other ¹	AFP	ENV	other ¹	AFP	ENV	other ¹	AFP	ENV	other ¹	
DR CONGO							2						MANIEMA
YEMEN							4						ALHUDAIDAH, TAIZ, DHAMAR, SAADAH

¹contacts of positive AFP cases, community, healthy children

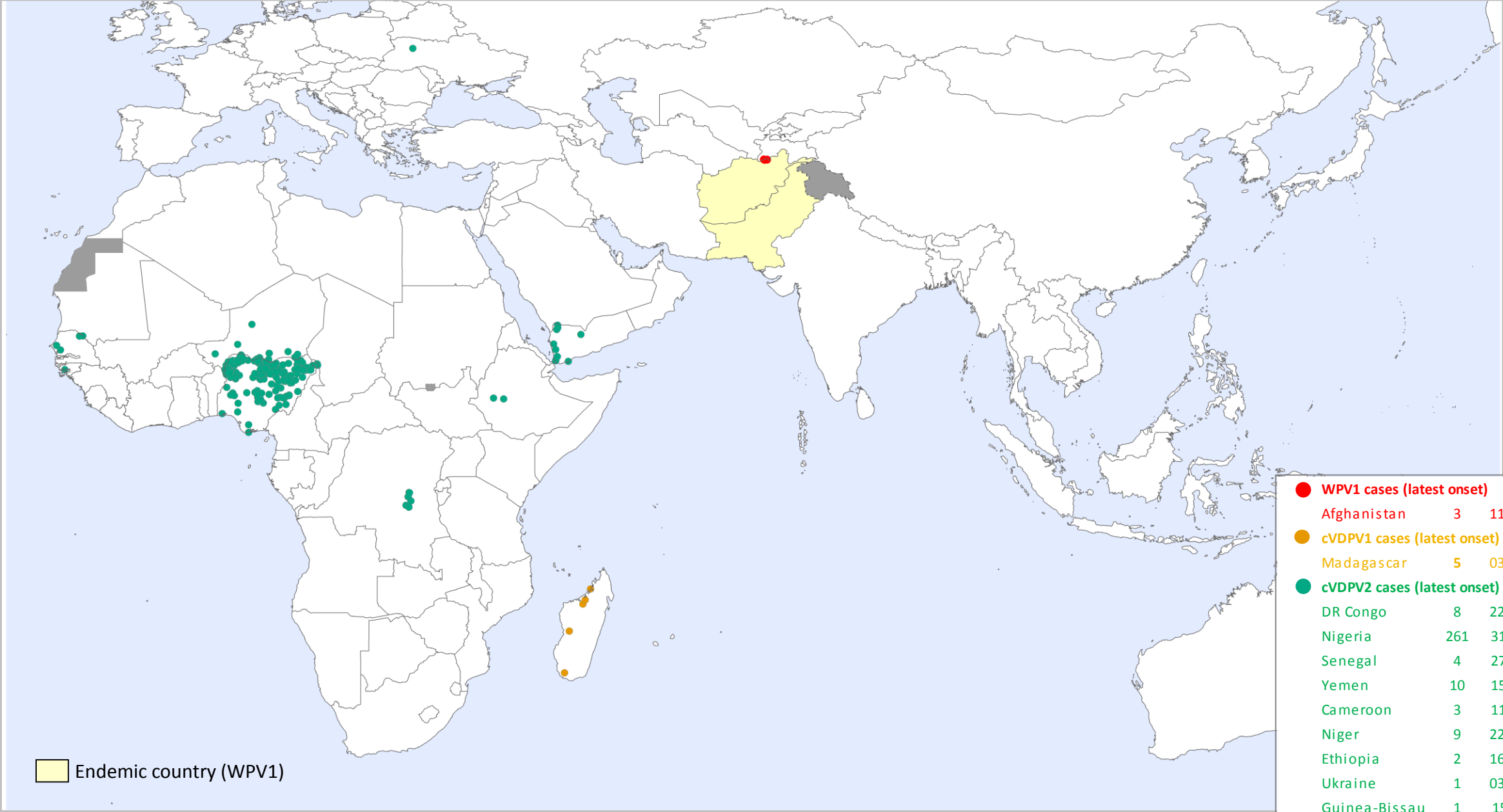
The boundaries and names shown and the designations used in the maps in this document do not imply the expression of any opinion whatsoever on the part of the World Health Organization concerning the legal status of any country, territory, city or area or of its authorities, or concerning the delimitation of its frontiers or boundaries. Dotted lines on maps represent approximate border lines for which there may not yet be full agreement. © WHO 2021. All rights reserved

Global WPV1 & cVDPV Cases¹, Previous 12 Months²



¹Excludes viruses detected from environmental surveillance; ²Onset of paralysis 12 Jan. 2021 to 11 Jan. 2022

Global WPV1 & cVDPV Cases¹, Previous 6 Months²



¹Excludes viruses detected from environmental surveillance; ²Onset of paralysis 12 Jul. 2021 to 11 Jan. 2022

Global Wild Poliovirus 2016 - 2021

Country or territory ³	Wild virus type 1 confirmed cases								Wild virus type 1 reported from other sources ²							
	Full year total					01 Jan-31 Dec ¹		Date of most recent case	Full year total					01 Jan-31 Dec ¹		Date of most recent virus
	2016	2017	2018	2019	2020	2020	2021		2016	2017	2018	2019	2020	2020	2021	
Pakistan	20	8	12	147	84	84	1	27-Jan-21	62	110	141	405	455	439	65	06-Dec-21
Afghanistan	13	14	21	29	56	56	4	11-Nov-21	2	42	83	60	48	48	1	23-Feb-21
Nigeria ³	4	0	0	0	0	0	0	21-Aug-16	1 ⁴							27-Sep-16
Iran	0	0	0	0	0	0	0	NA				3				20-May-19
Total (Type1)	37	22	33	176	140	140	5		65	152	224	468	503	487	66	
Tot. in endemic countries	37	22	33	176	140	140	5									
Tot. in non-end countries	0	0	0	0	0	0	0									
No. of countries (infected)	3	2	2	2	2	2	2									
No. of countries (endemic)	2 ³	2 ³	3	3	3	2	2									
Total Female	13	7	18	72	59	59	1									
Total Male	24	15	15	104	81	81	4									

Countries in yellow are endemic. ¹Data reported to WHO HQ on 12 Jan. 2021 for 2020 data and 114 Jan. 2022 for 2021 data.

²Wild viruses from environmental samples, selected contacts, healthy children and other sources. Last WPV type 3 had its onset on 10 November 2012. ³Between 27 Sep 2015 and 27 Sep 2016, Nigeria was not classified as endemic, and declared Wild polio-free as of June 2020. ⁴Exceptionally reporting case-contact of a positive index case given the date of collection is later than the onset date of the most recent WPV.

Global Circulating Vaccine-derived Poliovirus (cVDPV)^{1,2,3}

¹For cVDPV definition see http://polioeradication.org/wp-content/uploads/2016/09/Reporting-and-Classification-of-VDPVs_Aug2016_EN.pdf . ²Figures include multiple emergences. ³ stool collected in Sep - 2016 but the final result was reported in 2017. ⁴ Include contact, healthy and community samples . ⁵ 1 cVDPV2 and cVDPV3 isolated from one child. ⁶No clear evidence of in-country community transmission; investigations underway

	Country	AFP cases (Paralysis onset between 2016-2021)							Other sources (Human) ⁴ (Collection between 2016-2021)							Other sources (Environment) (Collection between 2016-2021)							
		2016	2017	2018	2019	2020	2021	Onset of most recent case	2016	2017	2018	2019	2020	2021	most recent collection date	2016	2017	2018	2019	2020	2021	most recent collection date	
cVDPV1 ¹	Madagascar					2	11	03-Nov-21						22	14-Oct-21							27	26-Oct-21
	Yemen				1	31	3	27-Mar-21				1			07-Jul-19								
	Malaysia				3	1		14-Jan-20											12	9		13-Mar-20	
	Philippines				2			28-Oct-19				1			31-Oct-19				14			28-Nov-19	
	Myanmar				6			09-Aug-19				6			21-Aug-19								
	Indonesia			1				27-Nov-18				2			13-Feb-19								
	PNG			26				18-Oct-18			7				20-Sep-18			7					06-Nov-18
	Laos	3						11-Jan-16	5						09-Feb-16								
Total type 1	3	0	27	12	34	14		5	0	7	10	0	22		0	0	7	26	9	27			
cVDPV2 ¹	DR Congo		22	20	88	81	19	22-Nov-21		19	15	29	95	6	22-Nov-21					1	2		23-Nov-21
	Egypt													34	17-Nov-21					1	11		18-Nov-21
	Senegal						17	27-Oct-21												1	14		09-Nov-21
	Nigeria	1		34	18	8	385	31-Oct-21	2 ²		53	18	8	177	08-Nov-21	1		44	64	5	217		17-Nov-21
	Central African Republic				21	4		29-Oct-20				43	1		05-Oct-20				9	2	1		03-Nov-21
	Mauritania													4	19-Jul-21						6		03-Nov-21
	Uganda																				2		02-Nov-21
	Cameroon					7	3	11-Oct-21					4	3	29-Oct-21				4	9	1		25-Oct-21
	Yemen						10	15-Oct-21															
	Ukraine						1	03-Sep-21						18	09-Oct-21								
	Niger			10	1	10	10	22-Sep-21			4	6	2	1	13-Aug-21					9			08-Dec-20
	Ethiopia				14	36	10	16-Sep-21				9	7		13-Oct-20				3	4			28-Dec-20
	Gambia																				9		09-Sep-21
	Benin				8	3	3	08-May-21						2	08-Sep-21					5	1		22-Mar-21
	Tajikistan					1	32	26-Jun-21						22	24-May-21						17		13-Aug-21
	Pakistan	1			22	135	8	23-Apr-21				14	2		11-Nov-20	4			40	135	35		11-Aug-21
	Guinea					44	6	01-Apr-21					1		05-Sep-20					1	2		03-Aug-21
	Guinea-Bissau						3	15-Jul-21						1	26-Jul-21								
	Afghanistan					308	43	09-Jul-21					36	2	03-May-21					175	40		23-Jun-21
	Burkina Faso				1	65	2	09-Jun-21					12		19-Sep-20								
	Sierra Leone					10	5	28-Feb-21					6	8	19-Mar-21						9		01-Jun-21
	Congo					2	2	10-Feb-21					2		12-Oct-20					1	2		01-Jun-21
	Liberia						3	28-May-21					2	5	21-Jan-21					7	14		20-Apr-21
	Somalia			6 ⁵	3	14	1	12-May-21				2	13		10-Nov-20	2	19	5	27	1			23-May-21
	South Sudan					50	9	10-Apr-21					19	5	25-Feb-21					6			01-Dec-20
	Iran																				3	1	20-Feb-21
	Kenya												1	2	25-Jan-21			1		1	1		13-Jan-21
	Côte d'Ivoire					64		18-Oct-20					24		01-Nov-20				7	93			23-Dec-20
	Mali					52		23-Dec-20					3		15-Aug-20					4			29-Aug-20
	Sudan					59		18-Dec-20					11		01-Oct-20					14			09-Nov-20
	Chad				11	101		28-Nov-20				6	17		15-Oct-20				10	3			13-Mar-20
	Ghana				18	12		09-Mar-20				16	10		22-Feb-20				17	20			17-Sep-20
	Togo				8	9		03-May-20				1	9		09-Jul-20								
Angola				138	3		09-Feb-20				22			31-Oct-19				17				02-Dec-19	
Malaysia																		3	5			04-Feb-20	
Philippines				12	1		15-Jan-20				6			23-Nov-19				19	4			16-Jan-20	
Zambia				2			25-Nov-19				2			25-Sep-19									
China				1			25-Apr-19				3			18-Aug-19			1					18-Apr-18	
Mozambique			1				21-Oct-18			2				17-Dec-18									
Syria		74					21-Sep-17	1 ³	66					12-Sep-17									
Total type 2	2	96	71	366	1079	572		3	85	74	177	285	290		5	2	65	198	536	386			
cVDPV3 ¹	China												1		22-Jul-20							1	25-Jan-21
	Somalia			7 ⁵				07-Sep-18			2				29-Jun-18			11					23-Aug-18
	Total type 3	0	0	7	0	0	0		0	0	2	0	1	0		0	0	11	0	0	1		
Gender	Female (all sero type)	3	54	34	151	493	246																
	Male (all sero type)	2	42	70	215	610	338																
	Gender Unknown				12	10	2																

Environmental surveillance for poliovirus in selected sewage sites established and working

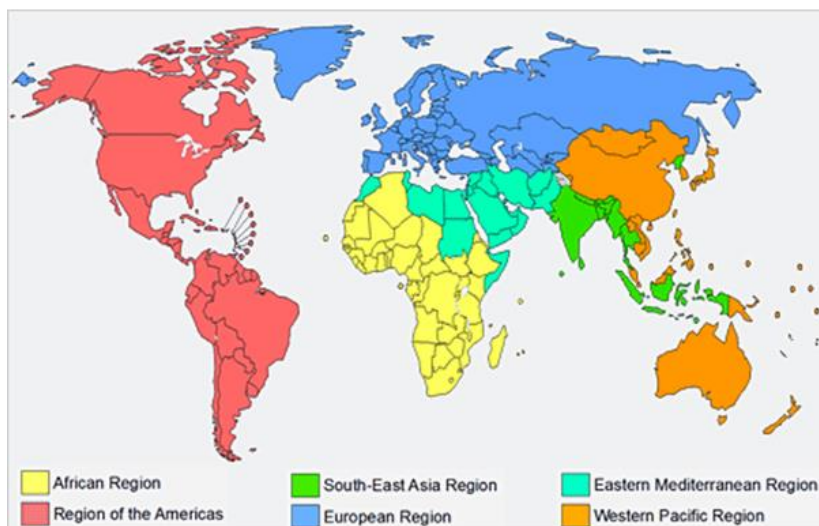
Changes from previous week

Global Surveillance Indicators: Year to Date Comparison 2020 & 2021: 01 January to 31 December 2021*

WHO region	AFP cases		Wild poliovirus cases		cVDPV ¹ cases		Polio compatibles		Pending final classification		
									Total		> 90 days
	2020	2021	2020	2021	2020	2021	2020	2021	2020	2021	2021
African	21,806	26,466	0	0	463	488	82	66	2,270	2,348	792
Central	5,368	5,917	0	0	186	24	37	25	429	548	164
South/East	5,486	6,936	0	0	59	30	25	21	821	737	338
West	10,952	13,613	0	0	218	434	20	20	1,020	1,063	290
American	1,179	1,188	0	0	0	0	5	0	176	199	129
Eastern Mediterranean	20,537	22,310	140	5	457	65	16	5	1,541	1,734	280
European	890	1,083	0	0	0	33	2	6	216	231	66
South East Asian	23,033	27,678	0	0	0	0	2	5	3,005	3,469	1,356
Western Pacific	5,709	4,769	0	0	2	0	3	0	2,195	2,223	1,806
Global	73,154	83,494	140	5	922	586	110	82	9,403	10,204	4,429

¹cVDPV includes all three serotypes 1, 2 and 3. Please refer to slide 5 for the distribution of cases by serotype.

WHO Regions



For data at country, regional and global levels from 2000 onwards, see the WHO website at <https://extranet.who.int/polis/public/CaseCount.aspx>

*Data for 2020 as of 12 Jan 2021 and for 2021 as of 11 Jan. 2022