

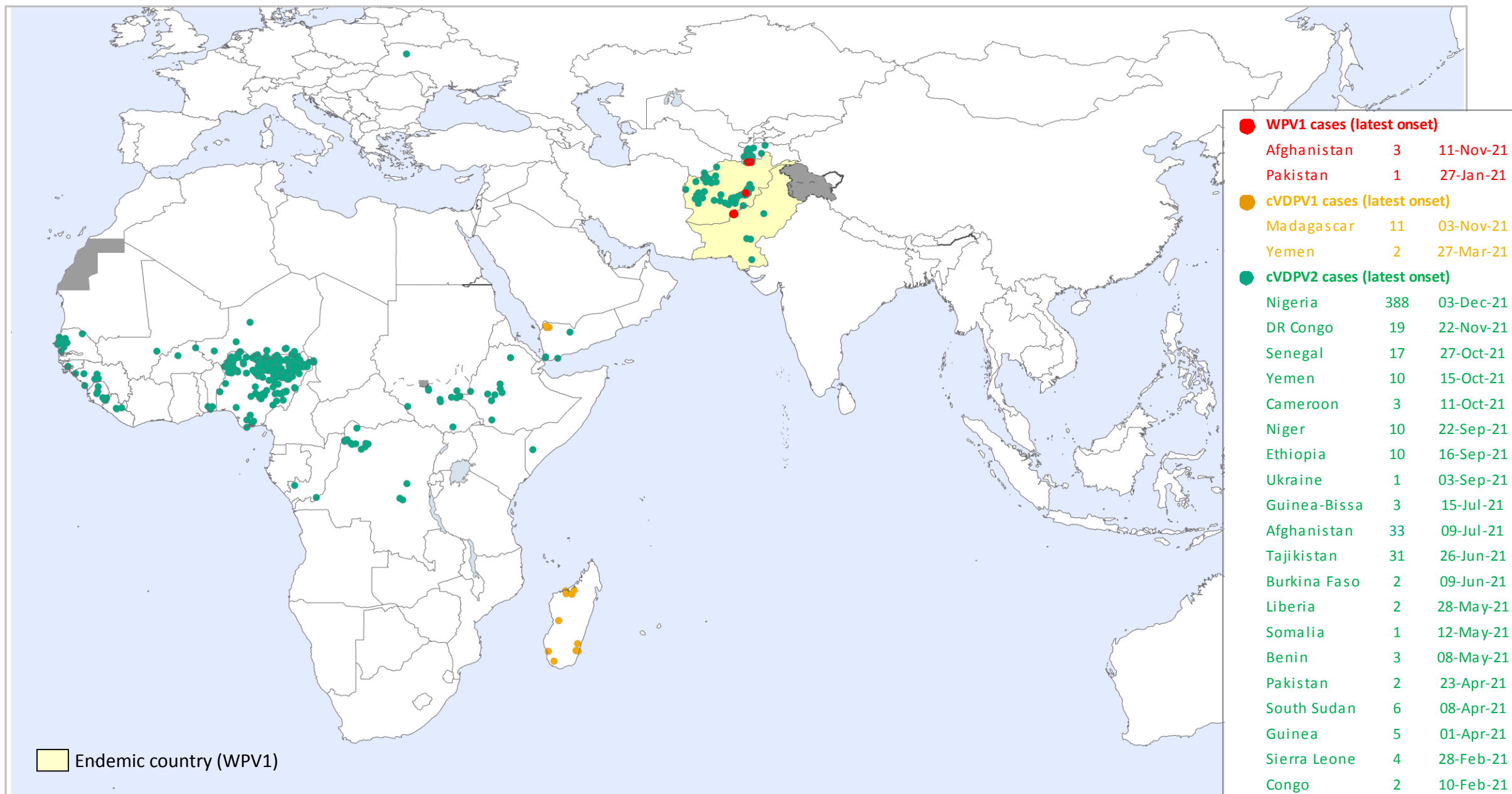
Highlights of New Wild Poliovirus and cVDPV Positives Reported Globally this Week

| Country | WPV1 | | | cVDPV1 | | | cVDPV2 | | | cVDPV3 | | | Location State/Province/Governorate |
|---------------|------|-----|--------------------|--------|-----|--------------------|--------|-----|--------------------|--------|-----|--------------------|--|
| | AFP | ENV | other ¹ | AFP | ENV | other ¹ | AFP | ENV | other ¹ | AFP | ENV | other ¹ | |
| CÔTE D'IVOIRE | | | | | | | | 2 | | | | | ABIDJAN 1 |
| NIGERIA | | | | | | | 3 | 11 | 3 | | | | KANO, KATSINA, BORNO, BAUCHI, GOMBE |

¹contacts of positive AFP cases, community, healthy children

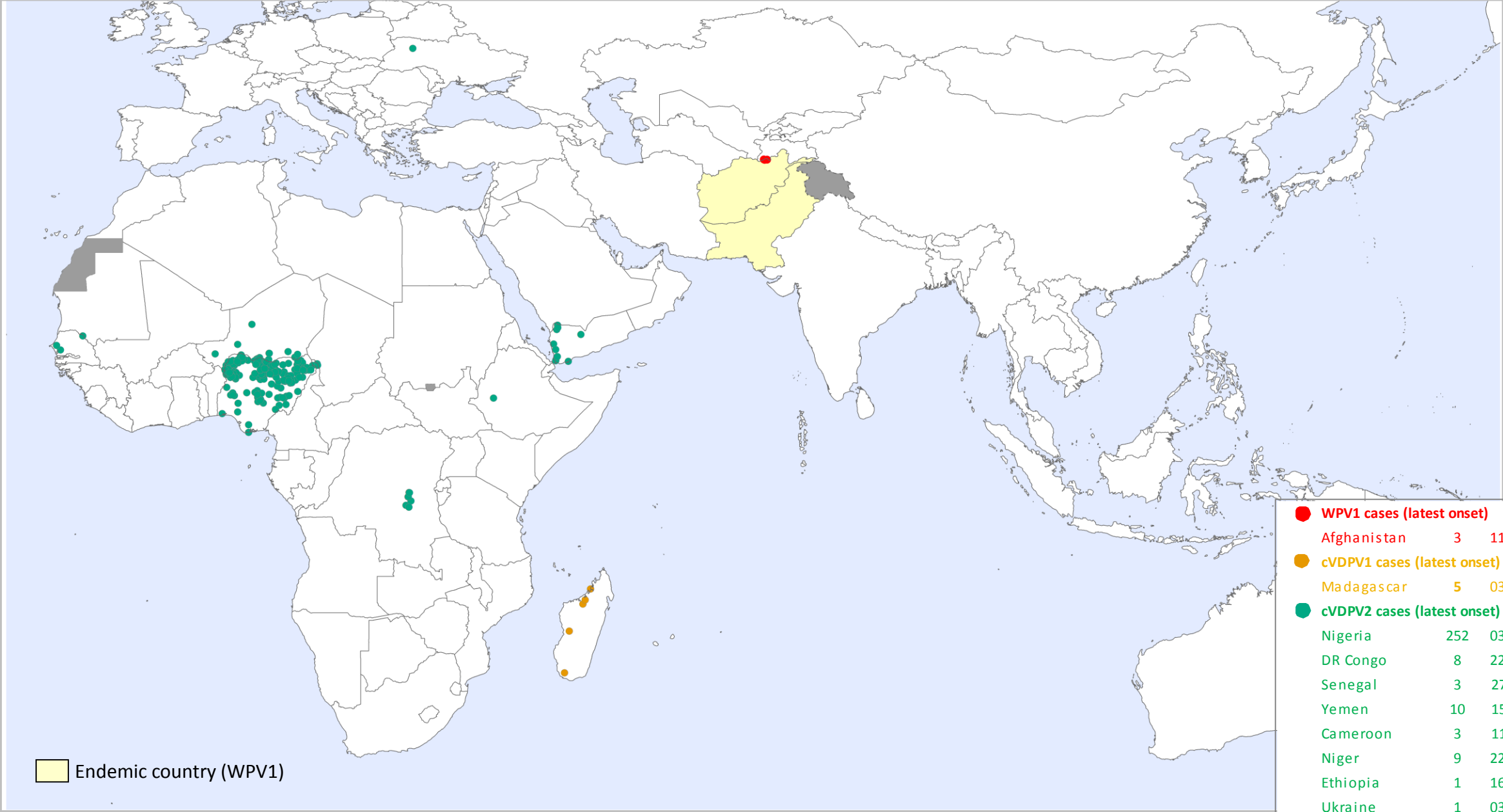
The boundaries and names shown and the designations used in the maps in this document do not imply the expression of any opinion whatsoever on the part of the World Health Organization concerning the legal status of any country, territory, city or area or of its authorities, or concerning the delimitation of its frontiers or boundaries. Dotted lines on maps represent approximate border lines for which there may not yet be full agreement. © WHO 2021. All rights reserved

Global WPV1 & cVDPV Cases¹, Previous 12 Months²



¹Excludes viruses detected from environmental surveillance; ²Onset of paralysis 19 Jan. 2021 to 18 Jan. 2022

Global WPV1 & cVDPV Cases¹, Previous 6 Months²



¹Excludes viruses detected from environmental surveillance; ²Onset of paralysis 19 Jul. 2021 to 18 Jan. 2022

Global Wild Poliovirus 2016 - 2021

| Country or territory ³ | Wild virus type 1 confirmed cases | | | | | | | | Wild virus type 1 reported from other sources ² | | | | | | | |
|-----------------------------------|-----------------------------------|----------------|-----------|------------|------------|----------------------------|----------|--------------------------|--|------------|------------|------------|------------|----------------------------|-----------|---------------------------|
| | Full year total | | | | | 01 Jan-31 Dec ¹ | | Date of most recent case | Full year total | | | | | 01 Jan-31 Dec ¹ | | Date of most recent virus |
| | 2016 | 2017 | 2018 | 2019 | 2020 | 2020 | 2021 | | 2016 | 2017 | 2018 | 2019 | 2020 | 2020 | 2021 | |
| Pakistan | 20 | 8 | 12 | 147 | 84 | 84 | 1 | 27-Jan-21 | 62 | 110 | 141 | 405 | 455 | 445 | 65 | 06-Dec-21 |
| Afghanistan | 13 | 14 | 21 | 29 | 56 | 56 | 4 | 11-Nov-21 | 2 | 42 | 83 | 60 | 48 | 48 | 1 | 23-Feb-21 |
| Nigeria ³ | 4 | 0 | 0 | 0 | 0 | 0 | 0 | 21-Aug-16 | 1 ⁴ | | | | | | | 27-Sep-16 |
| Iran | 0 | 0 | 0 | 0 | 0 | 0 | 0 | NA | | | | 3 | | | | 20-May-19 |
| Total (Type1) | 37 | 22 | 33 | 176 | 140 | 140 | 5 | | 65 | 152 | 224 | 468 | 503 | 493 | 66 | |
| Tot. in endemic countries | 37 | 22 | 33 | 176 | 140 | 140 | 5 | | | | | | | | | |
| Tot. in non-end countries | 0 | 0 | 0 | 0 | 0 | 0 | 0 | | | | | | | | | |
| No. of countries (infected) | 3 | 2 | 2 | 2 | 2 | 2 | 2 | | | | | | | | | |
| No. of countries (endemic) | 2 ³ | 2 ³ | 3 | 3 | 3 | 2 | 2 | | | | | | | | | |
| Total Female | 13 | 7 | 18 | 72 | 59 | 59 | 1 | | | | | | | | | |
| Total Male | 24 | 15 | 15 | 104 | 81 | 81 | 4 | | | | | | | | | |

Countries in yellow are endemic. ¹Data reported to WHO HQ on 19 Jan. 2021 for 2020 data and 18 Jan. 2022 for 2021 data.

²Wild viruses from environmental samples, selected contacts, healthy children and other sources. Last WPV type 3 had its onset on 10 November 2012. ³Between 27 Sep 2015 and 27 Sep 2016, Nigeria was not classified as endemic, and declared Wild polio-free as of June 2020. ⁴Exceptionally reporting case-contact of a positive index case given the date of collection is later than the onset date of the most recent WPV.

Global Circulating Vaccine-derived Poliovirus (cVDPV)^{1,2,3}

¹For cVDPV definition see http://polioeradication.org/wp-content/uploads/2016/09/Reporting-and-Classification-of-VDPVs_Aug2016_EN.pdf. ²Figures include multiple emergences. ³ stool collected in Sep - 2016 but the final result was reported in 2017. ⁴ Include contact, healthy and community samples. ⁵ 1 cVDPV2 and cVDPV3 isolated from one child. ⁶No clear evidence of in-country community transmission; investigations underway

| | Country | AFP cases (Paralysis onset between 2016-2021) | | | | | | | Other sources (Human) ⁴ (Collection between 2016-2021) | | | | | | | Other sources (Environment) (Collection between 2016-2021) | | | | | | | |
|---------------------|--------------------------|--|-----------|----------------|-------------|------------|------------|---------------------------|--|-----------|------------|------------|------------|------------|-----------------------------|---|-----------|------------|------------|------------|------------|-----------------------------|-----------|
| | | 2016 | 2017 | 2018 | 2019 | 2020 | 2021 | Onset of most recent case | 2016 | 2017 | 2018 | 2019 | 2020 | 2021 | most recent collection date | 2016 | 2017 | 2018 | 2019 | 2020 | 2021 | most recent collection date | |
| cVDPV1 ¹ | Madagascar | | | | | 2 | 11 | 03-Nov-21 | | | | | | 22 | 14-Oct-21 | | | | | | | 27 | 26-Oct-21 |
| | Yemen | | | | 1 | 31 | 3 | 27-Mar-21 | | | | 1 | | | 07-Jul-19 | | | | | | | | |
| | Malaysia | | | | 3 | 1 | | 14-Jan-20 | | | | | | | | | | | 12 | 9 | | 13-Mar-20 | |
| | Philippines | | | | 2 | | | 28-Oct-19 | | | | 1 | | | 31-Oct-19 | | | | 14 | | | 28-Nov-19 | |
| | Myanmar | | | | 6 | | | 09-Aug-19 | | | | 6 | | | 21-Aug-19 | | | | | | | | |
| | Indonesia | | | 1 | | | | 27-Nov-18 | | | | 2 | | | 13-Feb-19 | | | | | | | | |
| | PNG | | | 26 | | | | 18-Oct-18 | | | 7 | | | | 20-Sep-18 | | | 7 | | | | | 06-Nov-18 |
| | Laos | 3 | | | | | | 11-Jan-16 | 5 | | | | | | 09-Feb-16 | | | | | | | | |
| Total type 1 | 3 | 0 | 27 | 12 | 34 | 14 | | 5 | 0 | 7 | 10 | 0 | 22 | | 0 | 0 | 7 | 26 | 9 | 27 | | | |
| cVDPV2 ¹ | Nigeria | 1 | | 34 | 18 | 8 | 388 | 03-Dec-21 | 2 ² | | 53 | 18 | 8 | 180 | 07-Dec-21 | 1 | | 44 | 64 | 5 | 228 | 03-Dec-21 | |
| | DR Congo | | 22 | 20 | 88 | 81 | 19 | 22-Nov-21 | | 19 | 15 | 29 | 95 | 6 | 22-Nov-21 | | | | | 1 | 2 | | 23-Nov-21 |
| | Egypt | | | | | | | | | | | | | | | | | | | 1 | 11 | | 18-Nov-21 |
| | Senegal | | | | | | 17 | 27-Oct-21 | | | | | | 34 | 17-Nov-21 | | | | | 1 | 14 | | 09-Nov-21 |
| | Central African Republic | | | | 21 | 4 | | 29-Oct-20 | | | | 43 | 1 | | 05-Oct-20 | | | | 9 | 2 | 1 | | 03-Nov-21 |
| | Mauritania | | | | | | | | | | | | | 4 | 19-Jul-21 | | | | | | 6 | | 03-Nov-21 |
| | Uganda | | | | | | | | | | | | | | | | | | | | 2 | | 02-Nov-21 |
| | Cameroon | | | | | 7 | 3 | 11-Oct-21 | | | | | 4 | 3 | 29-Oct-21 | | | | 4 | 9 | 1 | | 25-Oct-21 |
| | Yemen | | | | | | 10 | 15-Oct-21 | | | | | | | | | | | | | | | |
| | Ukraine | | | | | | 1 | 03-Sep-21 | | | | | | 18 | 09-Oct-21 | | | | | | | | |
| | Niger | | | 10 | 1 | 10 | 10 | 22-Sep-21 | | | 4 | 6 | 2 | 1 | 13-Aug-21 | | | | | 9 | | | 08-Dec-20 |
| | Ethiopia | | | | 14 | 36 | 10 | 16-Sep-21 | | | | 9 | 7 | | 13-Oct-20 | | | | 3 | 4 | | | 28-Dec-20 |
| | Gambia | | | | | | | | | | | | | | | | | | | | 9 | | 09-Sep-21 |
| | Benin | | | | 8 | 3 | 3 | 08-May-21 | | | | | | 2 | 08-Sep-21 | | | | | 5 | 1 | | 22-Mar-21 |
| | Tajikistan | | | | | 1 | 32 | 26-Jun-21 | | | | | | 22 | 24-May-21 | | | | | | 17 | | 13-Aug-21 |
| | Pakistan | 1 | | | 22 | 135 | 8 | 23-Apr-21 | | | | 14 | 2 | | 11-Nov-20 | 4 | | | 40 | 135 | 35 | | 11-Aug-21 |
| | Guinea | | | | | 44 | 6 | 01-Apr-21 | | | | | 1 | | 05-Sep-20 | | | | | 1 | 2 | | 03-Aug-21 |
| | Guinea-Bissau | | | | | | 3 | 15-Jul-21 | | | | | | 1 | 26-Jul-21 | | | | | | | | |
| | Afghanistan | | | | | 308 | 43 | 09-Jul-21 | | | | | 36 | 2 | 03-May-21 | | | | | 175 | 40 | | 23-Jun-21 |
| | Burkina Faso | | | | 1 | 65 | 2 | 09-Jun-21 | | | | | | 12 | 19-Sep-20 | | | | | | | | |
| | Sierra Leone | | | | | 10 | 5 | 28-Feb-21 | | | | | 6 | 8 | 19-Mar-21 | | | | | | 9 | | 01-Jun-21 |
| | Congo | | | | | 2 | 2 | 10-Feb-21 | | | | | | 2 | 12-Oct-20 | | | | | 1 | 2 | | 01-Jun-21 |
| | Liberia | | | | | | 3 | 28-May-21 | | | | | | 5 | 21-Jan-21 | | | | | 7 | 14 | | 20-Apr-21 |
| | Somalia | | | 6 ⁵ | 3 | 14 | 1 | 12-May-21 | | | | 2 | 13 | | 10-Nov-20 | | 2 | 19 | 5 | 27 | 1 | | 23-May-21 |
| | South Sudan | | | | | 50 | 9 | 10-Apr-21 | | | | | 19 | 5 | 25-Feb-21 | | | | | 6 | | | 01-Dec-20 |
| | Iran | | | | | | | | | | | | | | | | | | | 3 | 1 | | 20-Feb-21 |
| | Kenya | | | | | | | | | | | | 1 | 2 | 25-Jan-21 | | | 1 | | 1 | 1 | | 13-Jan-21 |
| | Côte d'Ivoire | | | | | 64 | | 18-Oct-20 | | | | | 24 | | 01-Nov-20 | | | | 7 | 95 | | | 23-Dec-20 |
| | Mali | | | | | 52 | | 23-Dec-20 | | | | | 3 | | 15-Aug-20 | | | | | 4 | | | 29-Aug-20 |
| | Sudan | | | | | 59 | | 18-Dec-20 | | | | | 11 | | 01-Oct-20 | | | | | 14 | | | 09-Nov-20 |
| | Chad | | | | 11 | 101 | | 28-Nov-20 | | | | 6 | 17 | | 15-Oct-20 | | | | | 10 | 3 | | 13-Mar-20 |
| | Ghana | | | | 18 | 12 | | 09-Mar-20 | | | | | 16 | 10 | 22-Feb-20 | | | | | 17 | 20 | | 17-Sep-20 |
| Togo | | | | 8 | 9 | | 03-May-20 | | | | | 1 | 9 | 09-Jul-20 | | | | | | | | | |
| Angola | | | | 138 | 3 | | 09-Feb-20 | | | | | 22 | | 31-Oct-19 | | | | | 17 | | | 02-Dec-19 | |
| Malaysia | | | | | | | | | | | | | | | | | | | 3 | 5 | | 04-Feb-20 | |
| Philippines | | | | 12 | 1 | | 15-Jan-20 | | | | 6 | | | 23-Nov-19 | | | | | 19 | 4 | | 16-Jan-20 | |
| Zambia | | | | 2 | | | 25-Nov-19 | | | | | 2 | | 25-Sep-19 | | | | | | | | | |
| China | | | | 1 | | | 25-Apr-19 | | | | 3 | | | 18-Aug-19 | | | 1 | | | | | 18-Apr-18 | |
| Mozambique | | | 1 | | | | 21-Oct-18 | | | 2 | | | | 17-Dec-18 | | | | | | | | | |
| Syria | | 74 | | | | | 21-Sep-17 | 1 ³ | 66 | | | | | 12-Sep-17 | | | | | | | | | |
| Total type 2 | 2 | 96 | 71 | 366 | 1079 | 575 | | 3 | 85 | 74 | 177 | 285 | 293 | | 5 | 2 | 65 | 198 | 538 | 397 | | | |
| cVDPV3 ¹ | China | | | | | | | | | | | | 1 | 22-Jul-20 | | | | | | | 1 | 25-Jan-21 | |
| | Somalia | | | 7 ⁵ | | | | 07-Sep-18 | | | 2 | | | 29-Jun-18 | | | 11 | | | | | 23-Aug-18 | |
| | Total type 3 | 0 | 0 | 7 | 0 | 0 | 0 | | 0 | 0 | 2 | 0 | 1 | 0 | | 0 | 0 | 11 | 0 | 0 | 1 | | |
| Gender | Female (all sero type) | 3 | 54 | 34 | 151 | 493 | 247 | | | | | | | | | | | | | | | | |
| | Male (all sero type) | 2 | 42 | 70 | 215 | 610 | 340 | | | | | | | | | | | | | | | | |
| | Gender Unknown | | | | 12 | 10 | 2 | | | | | | | | | | | | | | | | |

Environmental surveillance for poliovirus in selected sewage sites established and working

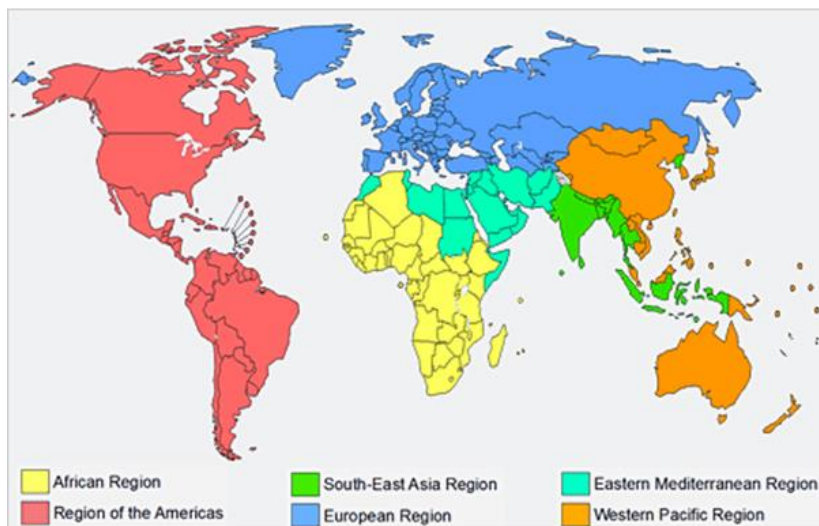
Changes from previous week

Global Surveillance Indicators: Year to Date Comparison 2020 & 2021: 01 January to 31 December 2021*

| WHO region | AFP cases | | Wild poliovirus cases | | cVDPV ¹ cases | | Polio compatibles | | Pending final classification | | |
|------------------------------|---------------|---------------|-----------------------|----------|--------------------------|------------|-------------------|-----------|------------------------------|--------------|--------------|
| | | | | | | | | | Total | | > 90 days |
| | 2020 | 2021 | 2020 | 2021 | 2020 | 2021 | 2020 | 2021 | 2020 | 2021 | 2021 |
| African | 22,001 | 26,664 | 0 | 0 | 470 | 491 | 85 | 67 | 2,137 | 2,245 | 837 |
| Central | 5,435 | 5,989 | 0 | 0 | 189 | 24 | 37 | 25 | 402 | 500 | 185 |
| South/East | 5,508 | 7,025 | 0 | 0 | 59 | 30 | 25 | 22 | 811 | 672 | 333 |
| West | 11,058 | 13,650 | 0 | 0 | 222 | 437 | 23 | 20 | 924 | 1,073 | 319 |
| American | 1,177 | 1,227 | 0 | 0 | 0 | 0 | 0 | 0 | 176 | 213 | 138 |
| Eastern Mediterranean | 20,704 | 22,310 | 140 | 5 | 476 | 65 | 16 | 5 | 1,385 | 1,734 | 355 |
| European | 905 | 1,098 | 0 | 0 | 0 | 33 | 2 | 6 | 200 | 244 | 74 |
| South East Asian | 23,245 | 27,996 | 0 | 0 | 0 | 0 | 2 | 5 | 2,769 | 3,298 | 1,435 |
| Western Pacific | 5,715 | 4,777 | 0 | 0 | 2 | 0 | 3 | 0 | 2,195 | 2,221 | 1,946 |
| Global | 73,747 | 84,072 | 140 | 5 | 948 | 589 | 108 | 83 | 8,862 | 9,955 | 4,785 |

¹cVDPV includes all three serotypes 1, 2 and 3. Please refer to slide 5 for the distribution of cases by serotype.

WHO Regions



For data at country, regional and global levels from 2000 onwards, see the WHO website at <https://extranet.who.int/polis/public/CaseCount.aspx>

*Data for 2020 as of 19 Jan 2021 and for 2021 as of 18 Jan. 2022