

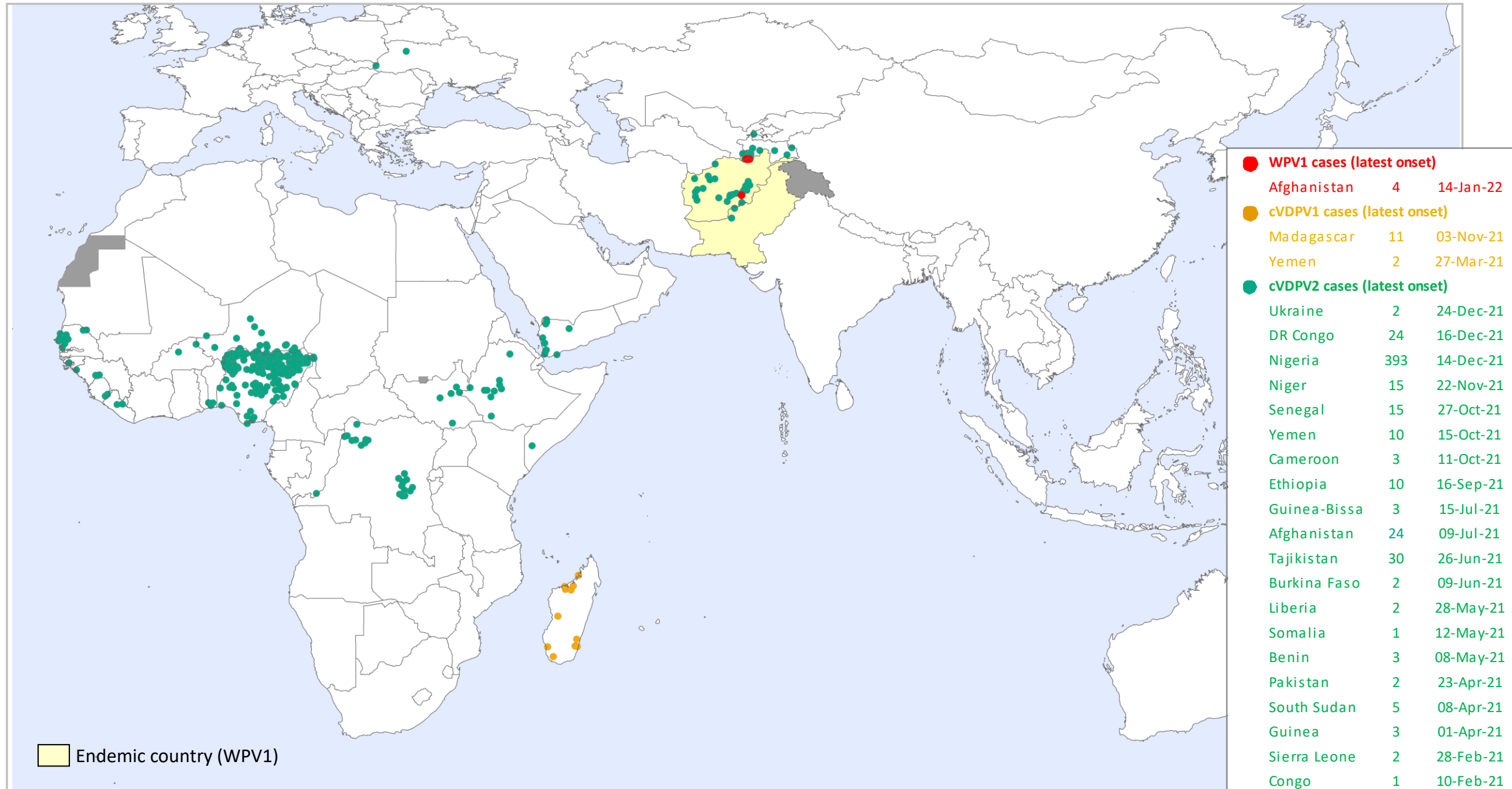
Highlights of New Wild Poliovirus and cVDPV Positives Reported Globally this Week

Country	WPV1			cVDPV1			cVDPV2			cVDPV3			Location State/Province/Governorate
	AFP	ENV	other ¹	AFP	ENV	other ¹	AFP	ENV	other ¹	AFP	ENV	other ¹	
AFGHANISTAN	1												PAKTIKA
CONGO								1					BRAZZAVILLE
DR CONGO							1						MANIEMA
NIGER							5						AGADEZ, MARADI, TILLABERI, ZINDER
NIGERIA							2	14	2				BAUCHI, BORNO, EKITI, FCT, GOMBE, KADUNA, KANO, KEBBI, KOGI, NASARAWA, PLATEAU, SOKOTO

¹contacts of positive AFP cases, community, healthy children

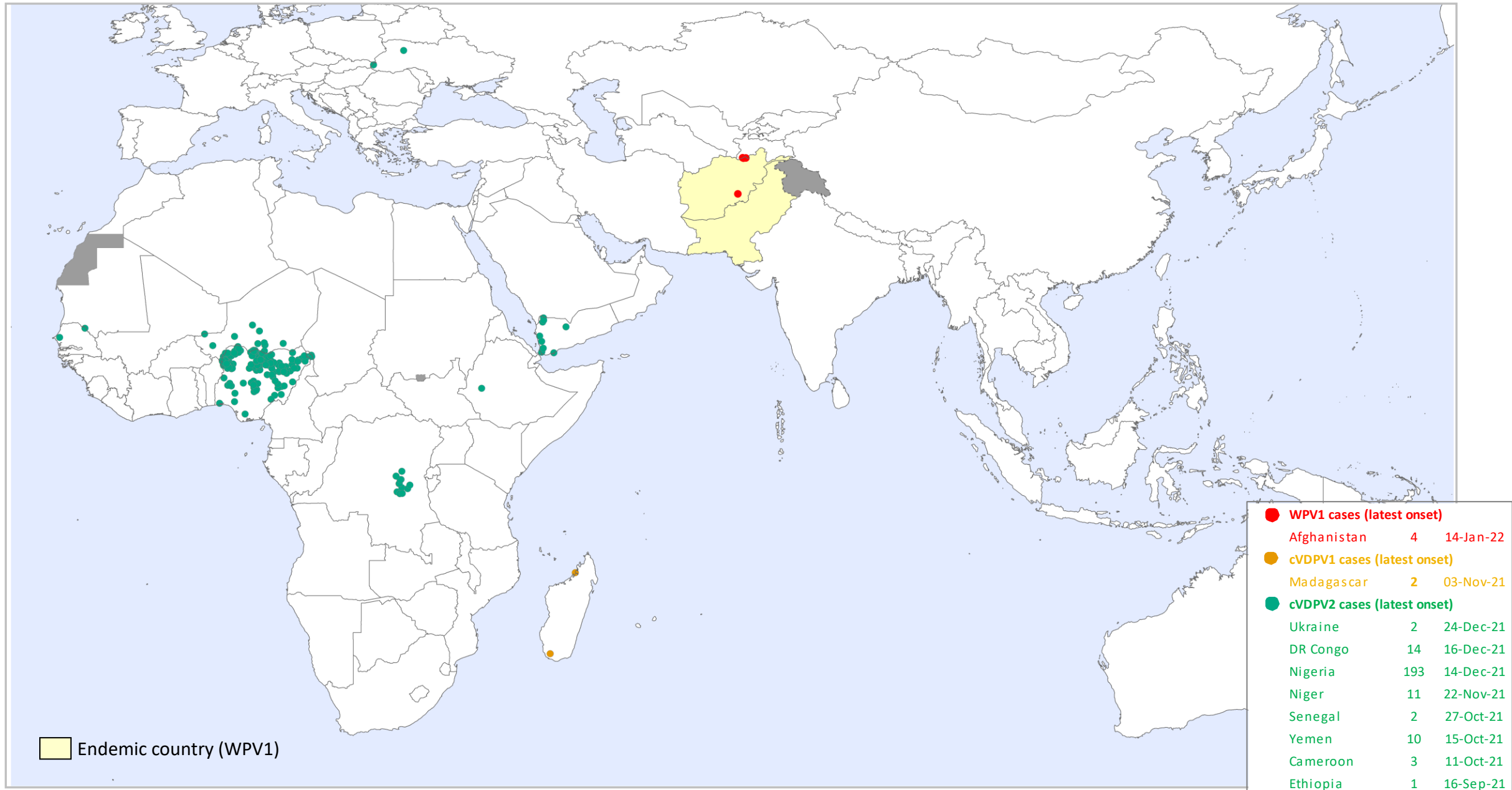
The boundaries and names shown and the designations used in the maps in this document do not imply the expression of any opinion whatsoever on the part of the World Health Organization concerning the legal status of any country, territory, city or area or of its authorities, or concerning the delimitation of its frontiers or boundaries. Dotted lines on maps represent approximate border lines for which there may not yet be full agreement. © WHO 2022. All rights reserved

Global WPV1 & cVDPV Cases¹, Previous 12 Months²



¹Excludes viruses detected from environmental surveillance; ²Onset of paralysis 09 Feb. 2021 to 08 Feb. 2022

Global WPV1 & cVDPV Cases¹, Previous 6 Months²



¹Excludes viruses detected from environmental surveillance; ²Onset of paralysis 09 Aug. 2021 to 08 Feb. 2022

Global Wild Poliovirus 2016 - 2022

Country or territory ³	Wild virus type 1 confirmed cases									Wild virus type 1 reported from other sources ²							
	Full year total ³						01 Jan-8 Feb ¹		Date of most recent case	Full year total						1 Jan-8 Feb ¹	Date of most recent virus
	2016	2017	2018	2019	2020	2021	2021	2022		2016	2017	2018	2019	2020	2021	2022	
Pakistan	20	8	12	147	84	1	1	0	27-Jan-21	62	110	141	405	455	65	0	06-Dec-21
Afghanistan	13	14	21	29	56	4	0	1	14-Jan-22	2	42	83	60	49	1	0	23-Feb-21
Nigeria ³	4	0	0	0	0	0	0	0	21-Aug-16	1 ⁴							27-Sep-16
Iran	0	0	0	0	0	0	0	0	NA				3				20-May-19
Total (Type1)	37	22	33	176	140	5	1	1		65	152	224	468	504	66	0	
Tot. in endemic countries	37	22	33	176	140	5	1	1									
Tot. in non-end countries	0	0	0	0	0	0	0	0									
No. of countries (infected)	3	2	2	2	2	2	2	2									
No. of countries (endemic)	2 ³	2 ³	3	3	3	2	2	2									
Total Female	13	7	18	72	59	1	0	1									
Total Male	24	15	15	104	81	4	1	0									

Countries in yellow are endemic. ¹Data reported to WHO HQ on 09 Feb. 2021 for 2021 data and 08 Feb 2022 for 2022 data.

²Wild viruses from environmental samples, selected contacts, healthy children and other sources. Last WPV type 3 had its onset on 10 November 2012. ³Between 27 Sep 2015 and 27 Sep 2016, Nigeria was not classified as endemic, and declared Wild polio-free as of June 2020. ⁴Exceptionally reporting case-contact of a positive index case given the date of collection is later than the onset date of the most recent WPV.

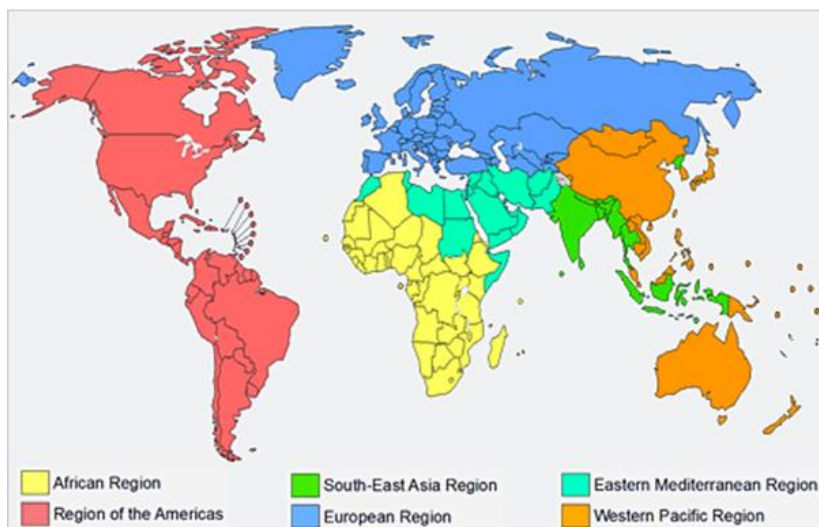
Global Surveillance Indicators: Year to Date Comparison

2021 & 2022: 01 January to 08 February 2022*

WHO region	AFP cases		Wild poliovirus cases		cVDPV ¹ cases		Polio compatibles		Pending final classification		
									Total		> 90 days
	2021	2022	2021	2022	2021	2022	2021	2022	2021	2022	2022
African	625	843	0	0	0	0	57	0	543	683	0
Central	102	101	0	0	0	0	0	0	92	94	0
South/East	155	178	0	0	0	0	0	0	135	154	0
West	368	564	0	0	0	0	0	0	316	435	0
American	25	47	0	0	0	0	0	0	10	16	0
Eastern Mediterranean	1,443	1,663	1	1	1	0	5	0	840	1,060	0
European	41	71	0	0	1	0	4	0	39	70	0
South East Asian	1,446	1,443	0	0	0	0	5	0	933	964	0
Western Pacific	33	12	0	0	0	0	0	0	33	8	0
Global	3,613	4,079	1	1	2	0	71	0	2,398	2,801	0

¹cVDPV includes all three serotypes 1, 2 and 3. Please refer to slide 5 for the distribution of cases by serotype.

WHO Regions



For data at country, regional and global levels from 2000 onwards, see the WHO website at <https://extranet.who.int/polis/public/CaseCount.aspx>

*Data for 2021 as of 09 Feb 2021 and for 2022 as of 08 Feb. 2022