

# Highlights of New Wild Poliovirus and cVDPV Positives Reported Globally this Week

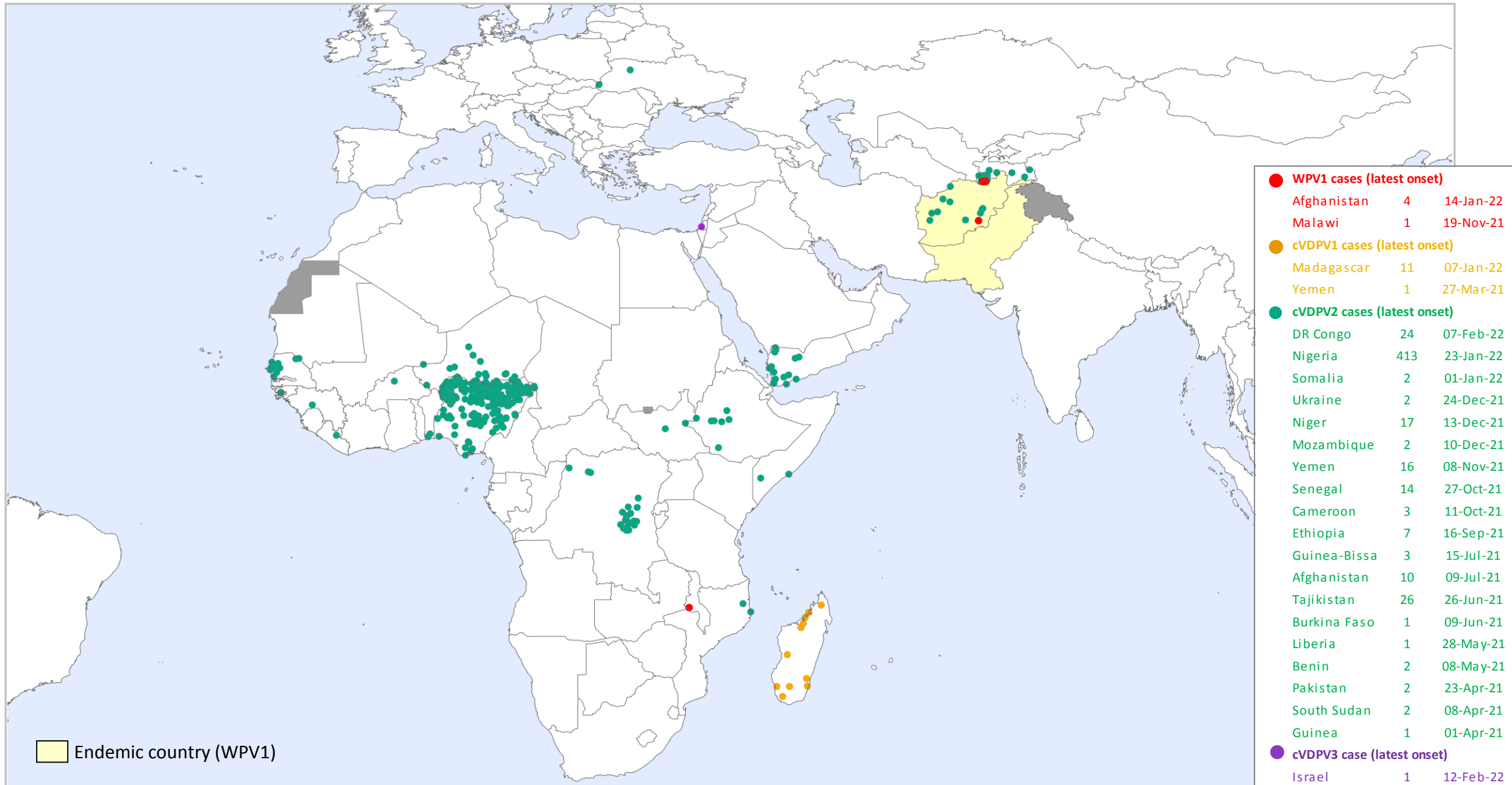
Country	WPV1			cVDPV1			cVDPV2			cVDPV3			Location State/Province/Governorate
	AFP	ENV	other <sup>1</sup>	AFP	ENV	other <sup>1</sup>	AFP	ENV	other <sup>1</sup>	AFP	ENV	other <sup>1</sup>	
CÔTE D'IVOIRE								1					ABIDJAN
NIGER							2						DIFFA, TILLABERI
NIGERIA							2		1				NASARAWA, NIGER
YEMEN							3						LAHAJ, MARIB, SAADAH

<sup>1</sup>contacts of positive AFP cases, community, healthy children

The boundaries and names shown and the designations used in the maps in this document do not imply the expression of any opinion whatsoever on the part of the World Health Organization concerning the legal status of any country, territory, city or area or of its authorities, or concerning the delimitation of its frontiers or boundaries. Dotted lines on maps represent approximate border lines for which there may not yet be full agreement. © WHO 2022. All rights reserved

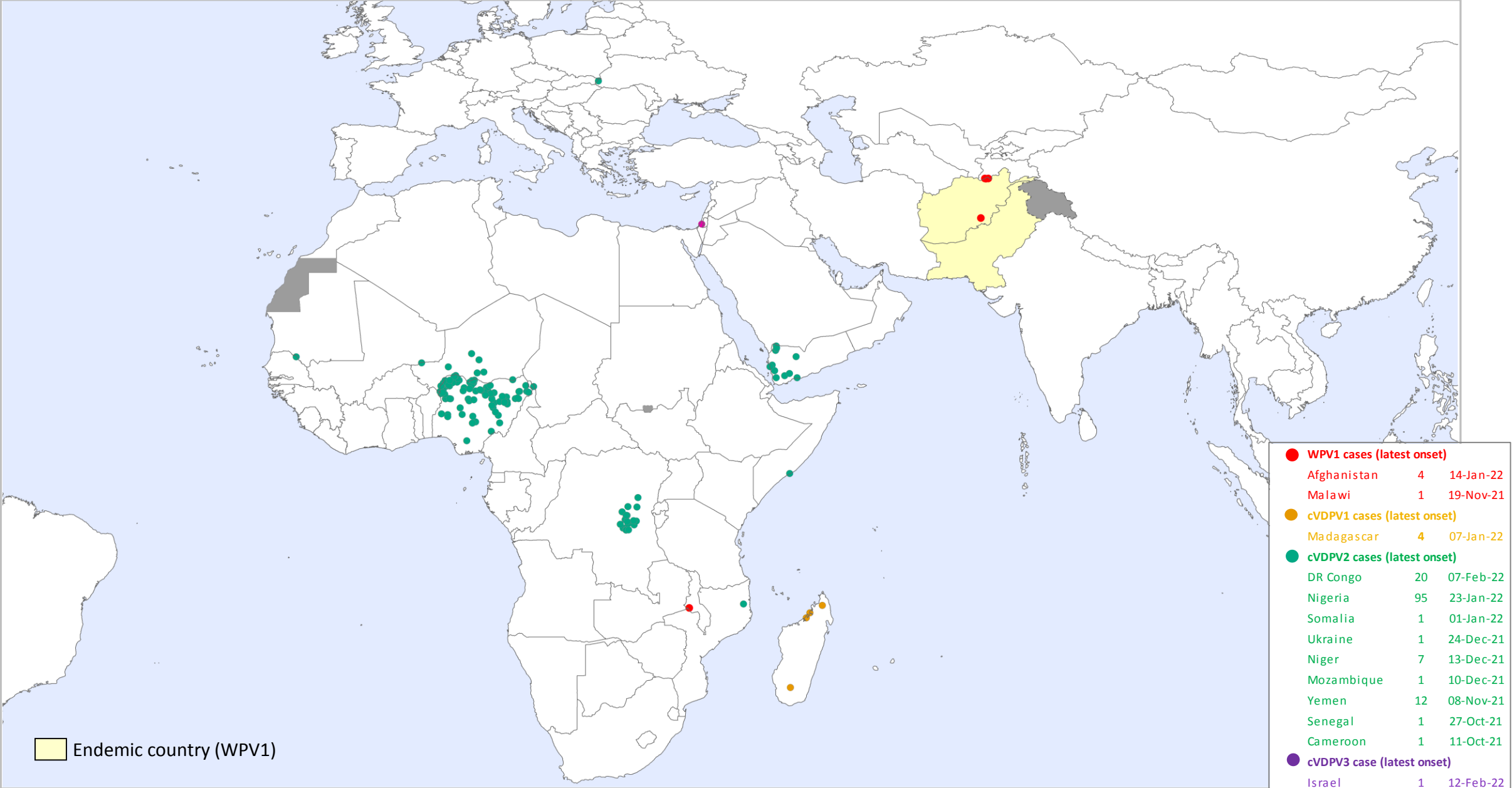
Data in WHO HQ as of 22 Mar. 2022

# Global WPV1 & cVDPV Cases<sup>1</sup>, Previous 12 Months<sup>2</sup>



<sup>1</sup>Excludes viruses detected from environmental surveillance; <sup>2</sup>Onset of paralysis 23 Mar. 2021 to 22 Mar. 2022

# Global WPV1 & cVDPV Cases<sup>1</sup>, Previous 6 Months<sup>2</sup>



<sup>1</sup>Excludes viruses detected from environmental surveillance; <sup>2</sup>Onset of paralysis 23 Sep. 2021 to 22 Mar. 2022

# Global Wild Poliovirus 2016 - 2022

Country or territory <sup>3</sup>	Wild virus type 1 confirmed cases									Wild virus type 1 reported from other sources <sup>2</sup>							
	Full year total						01 Jan-22 Mar <sup>1</sup>		Date of most recent case	Full year total						1 Jan-22 Mar <sup>1</sup>	Date of most recent virus
	2016	2017	2018	2019	2020	2021	2021	2022		2016	2017	2018	2019	2020	2021	2022	
Pakistan	20	8	12	147	84	1	1	0	27-Jan-21	62	110	141	405	455	65	0	06-Dec-21
Afghanistan	13	14	21	29	56	4	1	1	14-Jan-22	2	42	83	60	49	1	0	23-Feb-21
Malawi	0	0	0	0	0	1	0	0	19-Nov-21								
Nigeria <sup>3</sup>	4	0	0	0	0	0	0	0	21-Aug-16	1 <sup>4</sup>							27-Sep-16
Iran	0	0	0	0	0	0	0	0	NA				3				20-May-19
<b>Total (Type1)</b>	<b>37</b>	<b>22</b>	<b>33</b>	<b>176</b>	<b>140</b>	<b>6</b>	<b>2</b>	<b>1</b>		<b>65</b>	<b>152</b>	<b>224</b>	<b>468</b>	<b>504</b>	<b>66</b>	<b>0</b>	
Tot. in endemic countries	37	22	33	176	140	5	2	1									
Tot. in non-end countries	0	0	0	0	0	1	0	0									
No. of countries (infected)	3	2	2	2	2	3	2	1									
No. of countries (endemic)	2 <sup>3</sup>	2 <sup>3</sup>	3	3	3	2	2	2									
Total Female	13	7	18	72	59	2	0	1									
Total Male	24	15	15	104	81	4	2	0									

Countries in yellow are endemic. <sup>1</sup>Data reported to WHO HQ on 23 Mar. 2021 for 2021 data and 22 Mar for 2022 data.

<sup>2</sup>Wild viruses from environmental samples, selected contacts, healthy children and other sources. Last WPV type 3 had its onset on 10 November 2012. <sup>3</sup>Between 27 Sep 2015 and 27 Sep 2016, Nigeria was not classified as endemic, and declared Wild polio-free as of June 2020. <sup>4</sup>Exceptionally reporting case-contact of a positive index case given the date of collection is later than the onset date of the most recent WPV.

# Global Circulating Vaccine-derived Poliovirus (cVDPV)<sup>1,2,3</sup>

<sup>1</sup>For cVDPV definition see [http://polioeradication.org/wp-content/uploads/2016/09/Reporting-and-Classification-of-VDPVs\\_Aug2016\\_EN.pdf](http://polioeradication.org/wp-content/uploads/2016/09/Reporting-and-Classification-of-VDPVs_Aug2016_EN.pdf). <sup>2</sup>Figures include multiple emergences. <sup>3</sup> stool collected in Sep - 2016 but the final result was reported in 2017. <sup>4</sup> Include contact, healthy and community samples. <sup>5</sup> 1 cVDPV2 and cVDPV3 isolated from one child in Somalia. <sup>6</sup>No clear evidence of in-country community transmission; investigations underway

	Country	AFP cases (Paralysis onset between 2016-2022)							Other sources (Human) <sup>4</sup> (Collection between 2016-2022)							Other sources (Environment) (Collection between 2016-2022)										
		2016	2017	2018	2019	2020	2021	2022	Onset of most recent case	2016	2017	2018	2019	2020	2021	2022	most recent collection date	2016	2017	2018	2019	2020	2021	2022	most recent collection date	
cVDPV1 <sup>1</sup>	Madagascar					2	13	1	07-Jan-22						25	4	17-Jan-22							31	2	05-Jan-22
	Yemen				1	31	3		27-Mar-21				1				07-Jul-19									
	Malaysia				3	1			14-Jan-20																	13-Mar-20
	Philippines				2				28-Oct-19				1				31-Oct-19					12	9			28-Nov-19
	Myanmar				6				09-Aug-19				6				21-Aug-19					14				
	Indonesia			1					27-Nov-18				2				13-Feb-19									
	PNG			26					18-Oct-18			7					20-Sep-18			7						06-Nov-18
	Laos	3							11-Jan-16	5							09-Feb-16									
<b>Total type 1</b>	<b>3</b>	<b>0</b>	<b>27</b>	<b>12</b>	<b>34</b>	<b>16</b>	<b>1</b>		<b>5</b>	<b>0</b>	<b>7</b>	<b>10</b>	<b>0</b>	<b>25</b>			<b>0</b>	<b>0</b>	<b>7</b>	<b>26</b>	<b>9</b>	<b>31</b>	<b>2</b>			
cVDPV2 <sup>1</sup>	Côte d'Ivoire					64			18-Oct-20					24			01-Nov-20				7	95		2	09-Feb-22	
	DR Congo		22	20	88	81	28	3	28-Jan-22		19	15	29	95	6	3	28-Jan-22					1	3		24-Dec-21	
	Nigeria	1		34	18	8	415	5	23-Jan-22	2 <sup>2</sup>		53	18	8	204	3	27-Jan-22	1		44	64	5	299	6	05-Jan-22	
	Somalia			6 <sup>5</sup>	3	14	1	1	01-Jan-22				2	13			10-Nov-20		2	19	5	26	1		23-May-21	
	Djibouti																						5		28-Dec-21	
	Ukraine						2		24-Dec-21						18		09-Oct-21									
	Mauritania														4		19-Jul-21						7		15-Dec-21	
	Niger			10	1	10	17		14-Dec-21			4	6	2	1		13-Aug-21						9			
	Mozambique			1			2		10-Dec-21			2					17-Dec-18									
	Egypt																					1	11		23-Nov-21	
	Senegal						17		27-Oct-21						34		17-Nov-21					1	14		18-Nov-21	
	Chad				11	101			28-Nov-20				6	17			15-Oct-20					10	3	1	10-Nov-21	
	Yemen						16		08-Nov-21																08-Dec-20	
	Central African Republic				21	4			29-Oct-20				43	1			05-Oct-20					9	2	1	03-Nov-21	
	Uganda																							2	02-Nov-21	
	Cameroon					7	3		11-Oct-21				4	3			29-Oct-21				4	9	1		25-Oct-21	
	Ethiopia				14	36	10		16-Sep-21				9	7			13-Oct-20					3	4			
	Benin				8	3	3		08-May-21						2		08-Sep-21					5	1		09-Sep-21	
	Pakistan	1			22	135	8		23-Apr-21				14	2			11-Nov-20	4			40	135	35		13-Aug-21	
	Guinea					44	6		01-Apr-21					1			05-Sep-20					1	2		11-Aug-21	
	Guinea-Bissau						3		15-Jul-21						1		26-Jul-21								03-Aug-21	
	Afghanistan					308	43		09-Jul-21					36	2		03-May-21					175	40		23-Jun-21	
	Tajikistan					1	32		26-Jun-21						22		24-May-21						17		22-Mar-21	
	Burkina Faso				1	65	2		09-Jun-21					12			19-Sep-20									
	Sierra Leone					10	5		28-Feb-21					6	8		19-Mar-21							9	01-Jun-21	
	Congo					2	2		10-Feb-21					2			12-Oct-20						1	3	01-Jun-21	
	Liberia						3		28-May-21					2	5		21-Jan-21						7	14	20-Apr-21	
	South Sudan					50	9		10-Apr-21					19	5		25-Feb-21						6		01-Dec-20	
	Iran																						3	1	20-Feb-21	
	Kenya												1	2			25-Jan-21			1		1	1		13-Jan-21	
	Gambia																							9	28-Dec-20	
	Mali					52			23-Dec-20					3			15-Aug-20						4		29-Aug-20	
	Sudan					59			18-Dec-20					11			01-Oct-20						14		09-Nov-20	
	Ghana				18	12			09-Mar-20				16	10			22-Feb-20					17	20		17-Sep-20	
	Togo				8	9			03-May-20				1	9			09-Jul-20									
	Angola				138	3			09-Feb-20				22				31-Oct-19						17		02-Dec-19	
	Malaysia																						3	5	04-Feb-20	
	Philippines				12	1			15-Jan-20				6				23-Nov-19					19	4		16-Jan-20	
	Zambia				2				25-Nov-19				2				25-Sep-19									
	China				1				25-Apr-19				3				18-Aug-19									
Syria		74						21-Sep-17	1 <sup>3</sup>	66						12-Sep-17				1				18-Apr-18		
<b>Total type 2</b>	<b>2</b>	<b>96</b>	<b>71</b>	<b>366</b>	<b>1079</b>	<b>627</b>	<b>9</b>		<b>3</b>	<b>85</b>	<b>74</b>	<b>177</b>	<b>285</b>	<b>317</b>	<b>6</b>		<b>5</b>	<b>2</b>	<b>65</b>	<b>198</b>	<b>537</b>	<b>477</b>	<b>8</b>			
cVDPV3 <sup>1</sup>	Israel						1																1	3	2	22-Jan-22
	Occupied Palestinian Terr.																							7	1	10-Jan-22
	China												1				22-Jul-20						1		25-Jan-21	
	Somalia			7 <sup>5</sup>					07-Sep-18			2					29-Jun-18			11					23-Aug-18	
<b>Total type 3</b>	<b>0</b>	<b>0</b>	<b>7</b>	<b>0</b>	<b>0</b>	<b>0</b>	<b>1</b>		<b>0</b>	<b>0</b>	<b>2</b>	<b>0</b>	<b>1</b>	<b>0</b>			<b>0</b>	<b>0</b>	<b>11</b>	<b>0</b>	<b>1</b>	<b>11</b>	<b>3</b>			
Gender	Female (all sero type)	3	54	34	151	493	270	6																		
	Male (all sero type)	2	42	70	215	610	371	5																		
	Gender Unknown				13	10	2																			

Environmental surveillance for poliovirus in selected sewage sites established and working

Changes from previous week

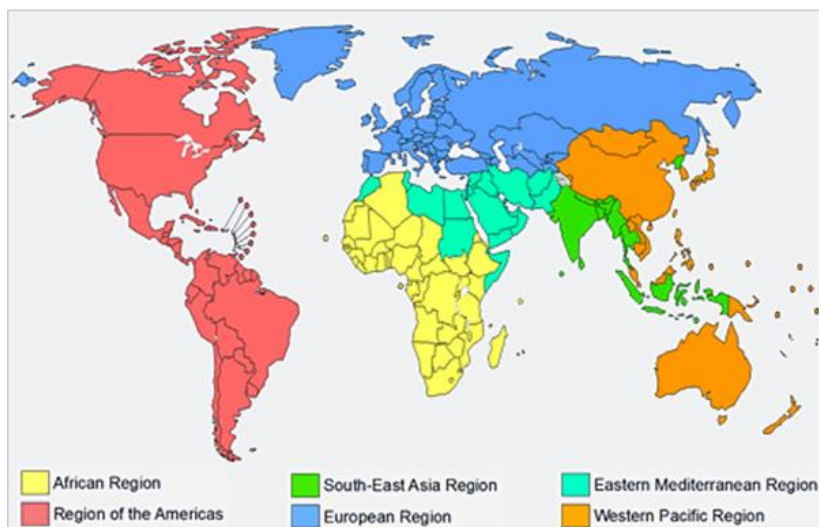
# Global Surveillance Indicators: Year to Date Comparison

## 2021 & 2022: 01 January to 22 March 2022\*

WHO region	AFP cases		Wild poliovirus cases		cVDPV <sup>1</sup> cases		Polio compatibles		Pending final classification		
	2021	2022	2021	2022	2021	2022	2021	2022	Total		> 90 days
									2021	2022	2022
<b>African</b>	2,793	3,653	0	0	8	9	0	0	1,240	1,526	0
<b>Central</b>	636	571	0	0	0	3	0	0	283	302	0
<b>South/East</b>	816	788	0	0	2	1	0	0	396	427	0
<b>West</b>	1,341	2,294	0	0	6	5	0	0	561	797	0
<b>American</b>	104	138	0	0	0	0	0	0	37	35	0
<b>Eastern Mediterranean</b>	3,971	4,658	2	1	30	1	0	0	1,153	1,525	0
<b>European</b>	159	183	0	0	1	1	0	0	121	151	0
<b>South East Asian</b>	4,658	5,234	0	0	0	0	0	0	1,693	2,100	0
<b>Western Pacific</b>	501	304	0	0	0	0	0	0	430	250	0
<b>Global</b>	<b>12,186</b>	<b>14,170</b>	<b>2</b>	<b>1</b>	<b>39</b>	<b>11</b>	<b>0</b>	<b>0</b>	<b>4,674</b>	<b>5,587</b>	<b>0</b>

<sup>1</sup>cVDPV includes all three serotypes 1, 2 and 3. Please refer to slide 5 for the distribution of cases by serotype.

WHO Regions



For data at country, regional and global levels from 2000 onwards, see the WHO website at <https://extranet.who.int/polis/public/CaseCount.aspx>

\*Data for 2021 as of 23 Mar. 2021 and for 2022 as of 22 Mar. 2022