

Highlights of New Wild Poliovirus and cVDPV Positives Reported Globally this Week

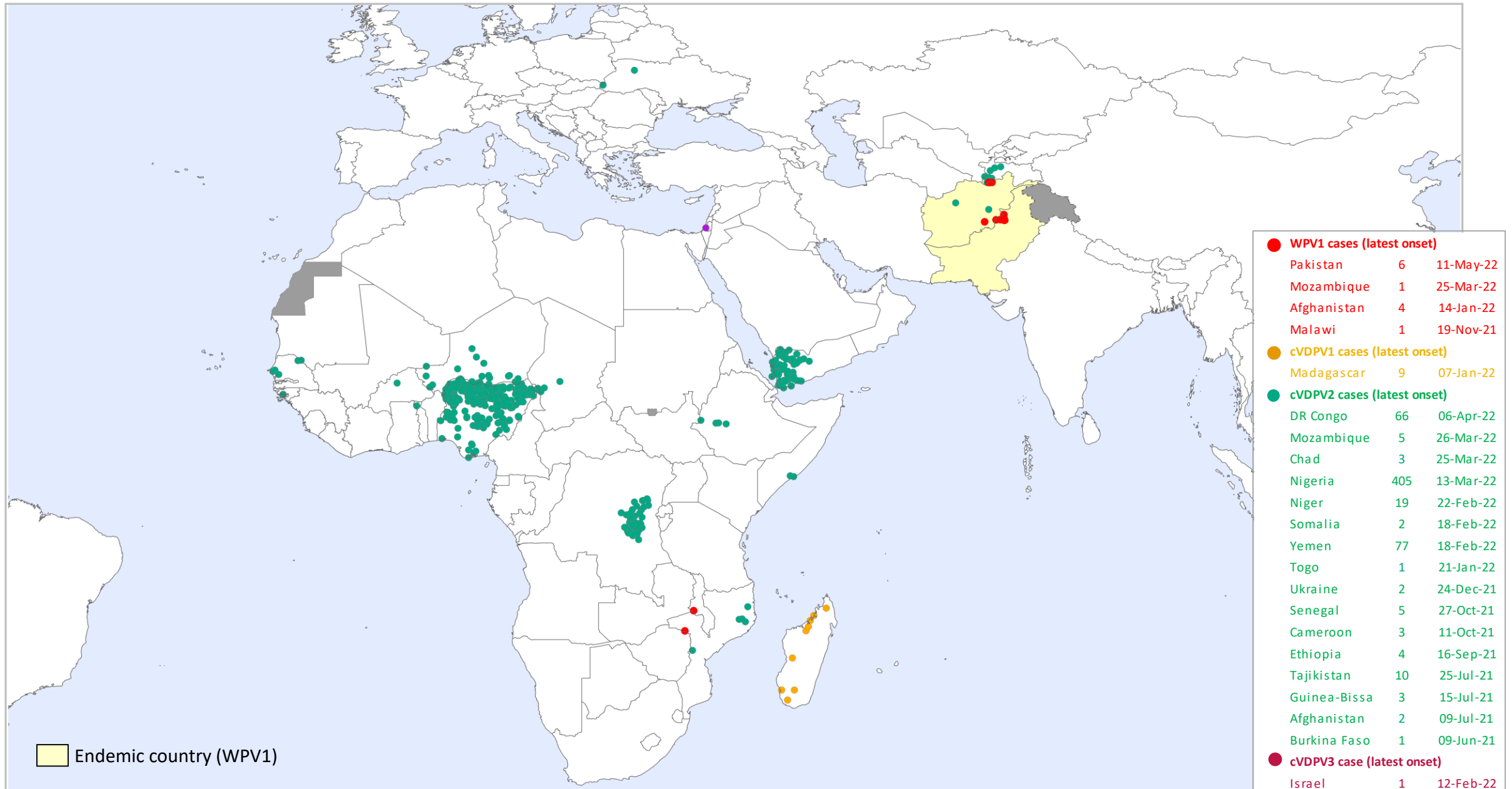
Country	WPV1			cVDPV1			cVDPV2			cVDPV3			Location State/Province/Governorate
	AFP	ENV	other ¹	AFP	ENV	other ¹	AFP	ENV	other ¹	AFP	ENV	other ¹	
PAKISTAN	3	1	1										KPAKHTUNKHWA
DR CONGO							1						MANIEMA

¹contacts of positive AFP cases, community, healthy children

The boundaries and names shown and the designations used in the maps in this document do not imply the expression of any opinion whatsoever on the part of the World Health Organization concerning the legal status of any country, territory, city or area or of its authorities, or concerning the delimitation of its frontiers or boundaries. Dotted lines on maps represent approximate border lines for which there may not yet be full agreement. © WHO 2022. All rights reserved

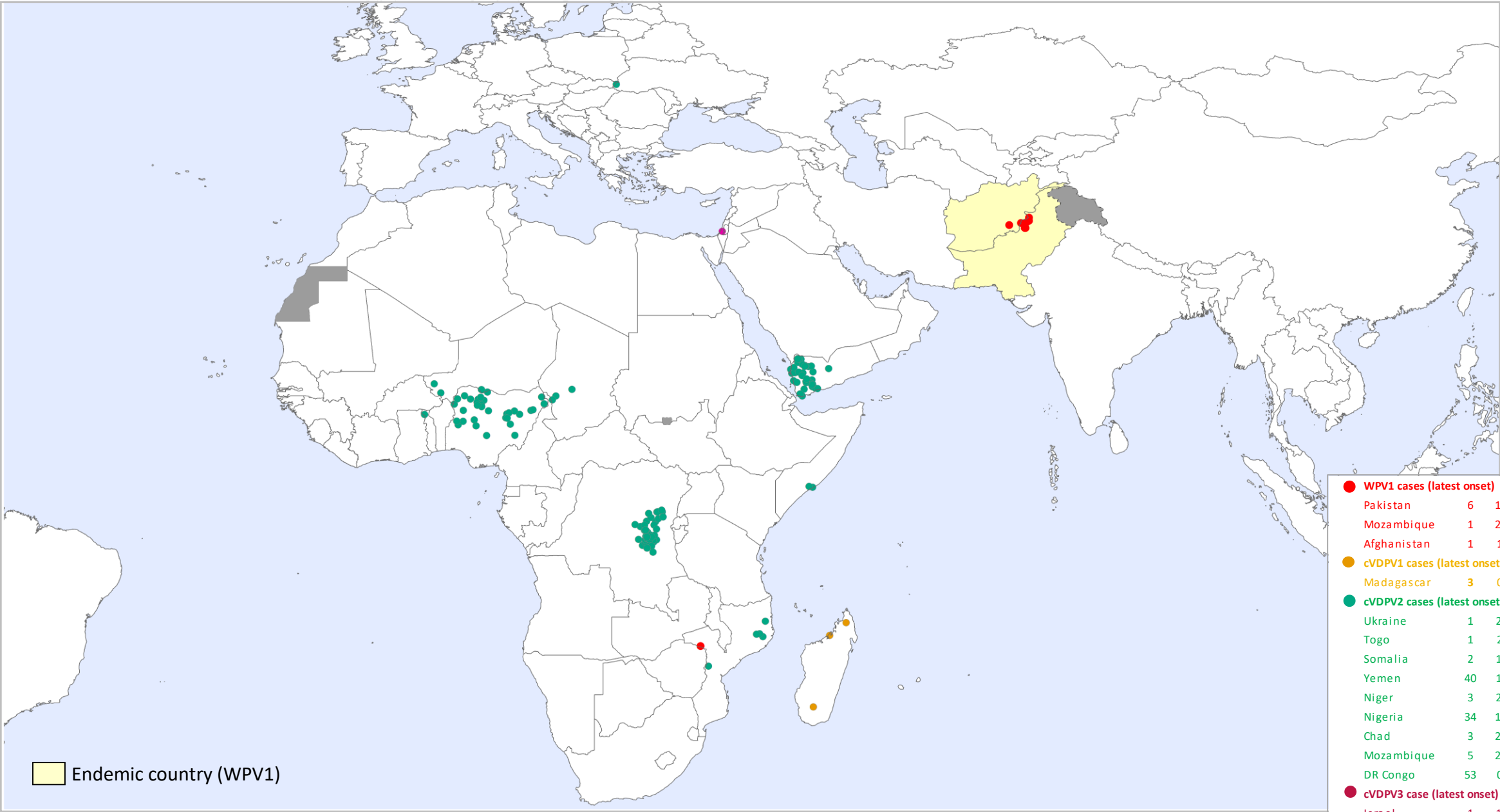
Data in WHO HQ as of 31 May 2022

Global WPV1 & cVDPV Cases¹, Previous 12 Months²



¹Excludes viruses detected from environmental surveillance; ²Onset of paralysis 01 Jun. 2021 to 31 May 2022

Global WPV1 & cVDPV Cases¹, Previous 6 Months²



¹Excludes viruses detected from environmental surveillance; ²Onset of paralysis 01 Dec. 2021 to 31 May 2022

Global Wild Poliovirus 2016 - 2022

Country or territory ³	Wild virus type 1 confirmed cases									Wild virus type 1 reported from other sources ²							
	Full year total ³						01 Jan-31 May ¹		Date of most recent case	Full year total						1 Jan-31 May ¹	Date of most recent virus
	2016	2017	2018	2019	2020	2021	2021	2022		2016	2017	2018	2019	2020	2021	2022	
Afghanistan	13	14	21	29	56	4	1	1	14-Jan-22	2	42	83	60	49	1	1	04-May-22
Pakistan	20	8	12	147	84	1	1	6	11-May-22	62	110	141	405	455	65	4	15-May-22
Mozambique	0	0	0	0	0	0	0	1	25-Mar-22								
Malawi	0	0	0	0	0	1	0	0	19-Nov-21								
Iran	0	0	0	0	0	0	0	0	NA				3				20-May-19
Nigeria ³	4	0	0	0	0	0	0	0	21-Aug-16	1 ⁴							27-Sep-16
Total (Type1)	37	22	33	176	140	6	2	8		65	152	224	468	504	66	5	
Tot. in endemic countries	37	22	33	176	140	5	2	7									
Tot. in non-end countries	0	0	0	0	0	1	0	1									
No. of countries (infected)	3	2	2	2	2	3	2	3									
No. of countries (endemic)	2 ³	2 ³	3	3	3	2	2	2									
Total Female	13	7	18	72	59	2	0	4									
Total Male	24	15	15	104	81	4	2	4									

Countries in yellow are endemic. ¹Data reported to WHO HQ on 01 Jun. 2021 for 2021 data and 31 May for 2022 data.

²Wild viruses from environmental samples, selected contacts, healthy children and other sources. Last WPV type 3 had its onset on 10 November 2012. ³Between 27 Sep 2015 and 27 Sep 2016, Nigeria was not classified as endemic, and declared Wild polio-free as of June 2020. ⁴Exceptionally reporting case-contact of a positive index case given the date of collection is later than the onset date of the most recent WPV.

Global Circulating Vaccine-derived Poliovirus (cVDPV)^{1,2,3}

¹For cVDPV definition see http://polioeradication.org/wp-content/uploads/2016/09/Reporting-and-Classification-of-VDPVs_Aug2016_EN.pdf. ²Figures include multiple emergences. ³ stool collected in Sep - 2016 but the final result was reported in 2017. ⁴ Include contact, healthy and community samples. ⁵ 1 cVDPV2 and cVDPV3 isolated from one child in Somalia. ⁶No clear evidence of in-country community transmission; investigations underway

	Country	AFP cases (Paralysis onset between 2016-2022)								Other sources (Human) ⁴ (Collection between 2016-2022)							Other sources (Environment) (Collection between 2016-2022)										
		2016	2017	2018	2019	2020	2021	2022	Onset of most recent case	2016	2017	2018	2019	2020	2021	2022	most recent collection date	2016	2017	2018	2019	2020	2021	2022	most recent collection date		
cVDPV1 ¹	Madagascar					2	13	1	07-Jan-22					25	4		17-Jan-22						31	2		05-Jan-22	
	Yemen				1	31	3		27-Mar-21				1				07-Jul-19										
	Malaysia				3	1			14-Jan-20												12	9			13-Mar-20		
	Philippines				2				28-Oct-19				1				31-Oct-19					14				28-Nov-19	
	Myanmar				6				09-Aug-19				6				21-Aug-19										
	Indonesia			1					27-Nov-18				2				13-Feb-19										
	PNG			26					18-Oct-18			7					20-Sep-18			7						06-Nov-18	
	Laos	3							11-Jan-16	5							09-Feb-16										
Total type 1	3	0	27	12	34	16	1		5	0	7	10	0	25	4		0	0	7	26	9	31	2				
cVDPV2 ¹	Ghana				18	12			09-Mar-20				16	10			22-Feb-20					17	20		2	19-Apr-22	
	Niger			10	1	10	17	2	22-Feb-22			4	6	2	1		13-Aug-21						9		3	18-Apr-22	
	DR Congo		22	20	88	81	28	48	06-Apr-22		19	15	29	95	6	4	07-Apr-22						1	3		24-Dec-21	
	Mozambique			1			2	4	26-Mar-22			2					17-Dec-18										
	Chad				11	101		3	25-Mar-22				6	17		2	03-Mar-22					10	3	1		10-Nov-21	
	Nigeria	1		34	18	8	415	24	13-Mar-22	2 ²		53	18	8	204	15	17-Mar-22	1		44	64	5	302	36		11-Mar-22	
	Djibouti																						5	7		13-Mar-22	
	Somalia			6 ⁵	3	14	1	2	18-Feb-22				2	13		1	22-Feb-22		2	19	5	26	1	1		10-Mar-22	
	Egypt																						1	12	2	23-Feb-22	
	Yemen							61	17	18-Feb-22						12	3	08-Jan-22							6		17-Oct-21
	Côte d'Ivoire					64				18-Oct-20					24			01-Nov-20					7	95		2	09-Feb-22
	Togo				8	9		1		21-Jan-22				1	9			09-Jul-20									
	Ukraine						2			24-Dec-21						18		09-Oct-21									
	Mauritania															4		19-Jul-21							7		15-Dec-21
	Senegal							17		27-Oct-21						34		17-Nov-21						1	14		18-Nov-21
	Central African Republic				21	4				29-Oct-20				43	1			05-Oct-20					9	2	1		03-Nov-21
	Uganda																								2		02-Nov-21
	Cameroon					7	3			11-Oct-21					4	3		29-Oct-21					4	9	1		25-Oct-21
	Ethiopia				14	36	10			16-Sep-21				9	7			13-Oct-20					3	4			28-Dec-20
	Benin				8	3	3			08-May-21						2		08-Sep-21						5	1		09-Sep-21
	Pakistan	1			22	135	8			23-Apr-21				14	2			11-Nov-20	4				40	135	35		13-Aug-21
	Guinea					44	6			01-Apr-21					1			05-Sep-20						1	2		11-Aug-21
	Guinea-Bissau						3			15-Jul-21						1		26-Jul-21									03-Aug-21
	Tajikistan					1	35			25-Jul-21						22		24-May-21							17		22-Mar-21
	Afghanistan					308	43			09-Jul-21					36	2		03-May-21						175	40		23-Jun-21
	Burkina Faso				1	65	2			09-Jun-21					12			19-Sep-20									
	Sierra Leone					10	5			28-Feb-21					6	8		19-Mar-21							9		01-Jun-21
	Congo					2	2			10-Feb-21					2			12-Oct-20							1	3	01-Jun-21
	Liberia						3			28-May-21					2	5		21-Jan-21						7	14		20-Apr-21
	South Sudan					50	9			10-Apr-21					19	5		25-Feb-21						6			01-Dec-20
	Iran																						3	1			20-Feb-21
	Kenya														1	2		25-Jan-21			1		1	1			13-Jan-21
	Gambia																							9			28-Dec-20
	Mali					52				23-Dec-20					3			15-Aug-20						4			29-Aug-20
Sudan					59				18-Dec-20					11			01-Oct-20						14			09-Nov-20	
Angola					138	3			09-Feb-20				22				31-Oct-19						17			02-Dec-19	
Malaysia																						3	5			04-Feb-20	
Philippines					12	1			15-Jan-20					6			23-Nov-19					19	4			16-Jan-20	
Zambia					2				25-Nov-19					2			25-Sep-19										
China				1					25-Apr-19					3			18-Aug-19			1						18-Apr-18	
Syria		74							21-Sep-17	1 ³	66						12-Sep-17										
Total type 2	2	96	71	366	1079	675	101		3	85	74	177	285	329	25		5	2	65	198	537	487	53				
cVDPV3 ¹	Israel							1								3	24-Mar-22						1	5	25	15-Mar-22	
	Occupied Palestinian Terr.																							7	9	12-Mar-22	
	China													1			22-Jul-20						1			25-Jan-21	
	Somalia			7 ⁵					07-Sep-18			2					29-Jun-18			11						23-Aug-18	
Total type 3	0	0	7	0	0	0	1		0	0	2	0	1	0	3		0	0	11	0	1	13	34				
Gender	Female (all sero type)	3	54	34	151	493	396	45																			
	Male (all sero type)	2	42	70	215	610	292	58																			
	Gender Unknown				13	10	3																				

Environmental surveillance for poliovirus in selected sewage sites established and working

Changes from previous week

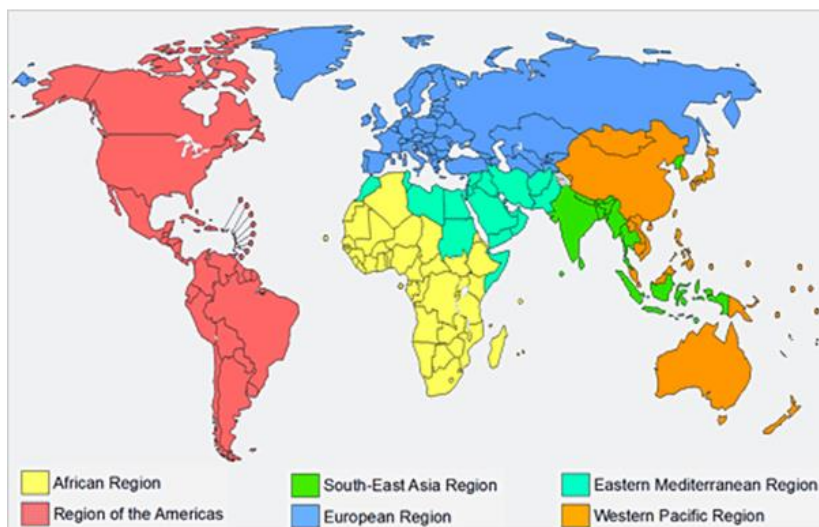
Global Surveillance Indicators: Year to Date Comparison

2021 & 2022: 01 January to 31 May 2022*

WHO region	AFP cases		Wild poliovirus cases		cVDPV ¹ cases		Polio compatibles		Pending final classification		
	2021	2022	2021	2022	2021	2022	2021	2022	Total		> 90 days
									2021	2022	2022
African	7,450	10,599	0	1	40	83	1	1	2,037	2,563	414
Central	1,730	2,350	0	0	9	51	1	0	492	320	58
South/East	2,301	2,976	0	1	8	5	0	1	865	1,119	231
West	3,419	5,273	0	0	23	27	0	0	680	1,124	125
American	251	464	0	0	0	0	0	0	67	122	33
Eastern Mediterranean	7,778	9,067	2	7	49	19	2	0	1,348	1,824	351
European	361	470	0	0	4	1	0	0	196	251	30
South East Asian	8,102	10,573	0	0	0	0	0	0	1,959	2,270	455
Western Pacific	1,367	1,537	0	0	0	0	0	0	1,099	1,285	551
Global	25,309	32,710	2	8	93	103	3	1	6,706	8,315	1,834

¹cVDPV includes all three serotypes 1, 2 and 3. Please refer to slide 5 for the distribution of cases by serotype.

WHO Regions



For data at country, regional and global levels from 2000 onwards, see the WHO website at <https://extranet.who.int/polis/public/CaseCount.aspx>

*Data for 2021 as of 01 Jun. 2021 and for 2022 as of 31 May 2022