

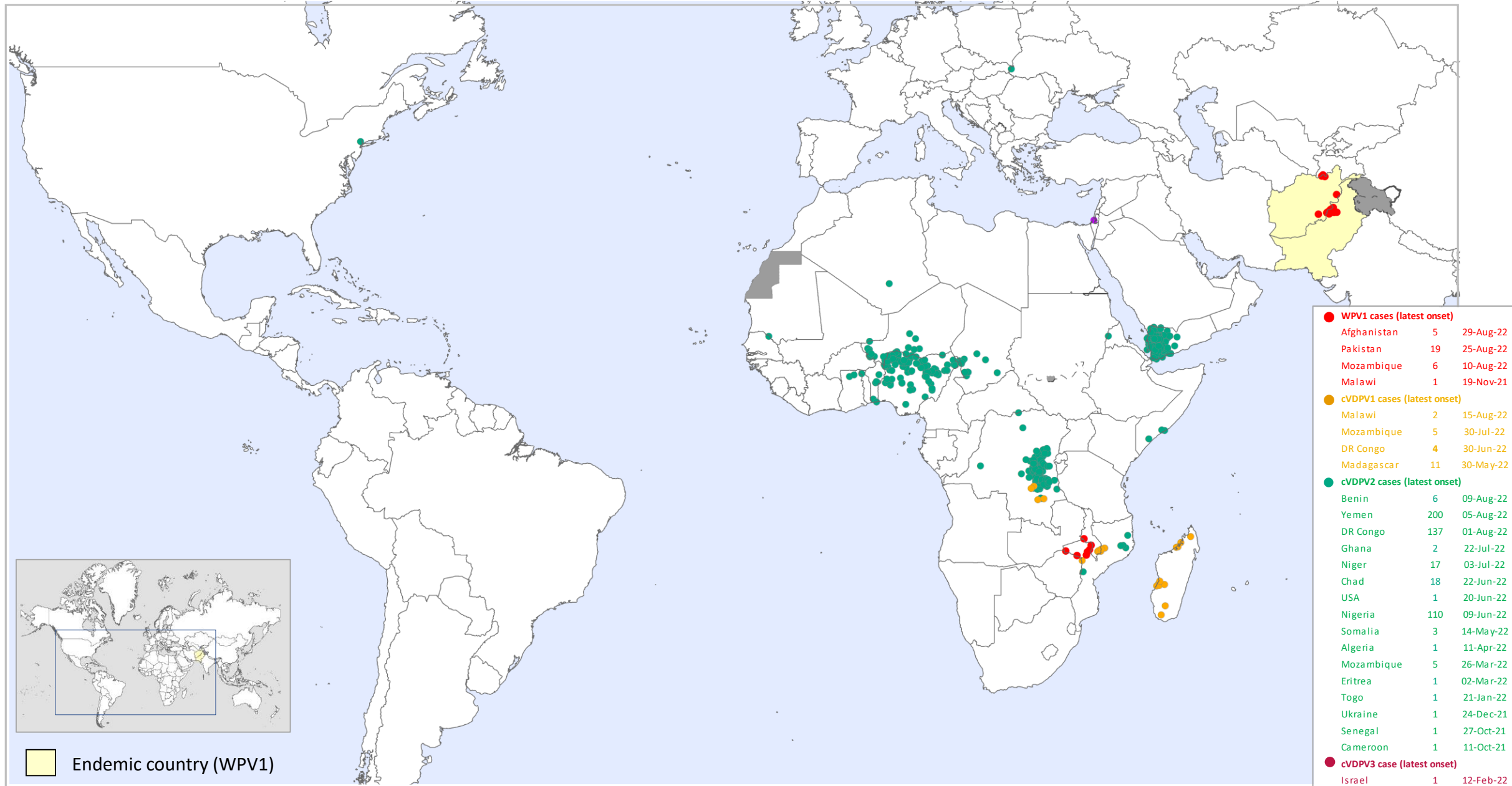
Highlights of New Wild Poliovirus and cVDPV Positives Reported Globally this Week

Country	WPV1			cVDPV1			cVDPV2			cVDPV3			Location State/Province/Governorate
	AFP	ENV	other ¹	AFP	ENV	other ¹	AFP	ENV	other ¹	AFP	ENV	other ¹	
AFGHANISTAN		1											KUNAR
PAKISTAN		4											KPAKHTUNKHWA, PUNJAB
ALGERIA								5	1				TAMANGHASSET
DR CONGO							9						HAUT-KATANGA, TANGANYIKA
EGYPT								1					CAIRO
NIGERIA								6					LAGOS, SOKOTO, ZAMFARA
MOZAMBIQUE				1									ZAMBEZIA
YEMEN							12						ALMAHAWEET, AMRAN, DHAMAR, HAJJAH, IBB, SANAA, SANAA CITY

¹contacts of positive AFP cases, community, healthy children

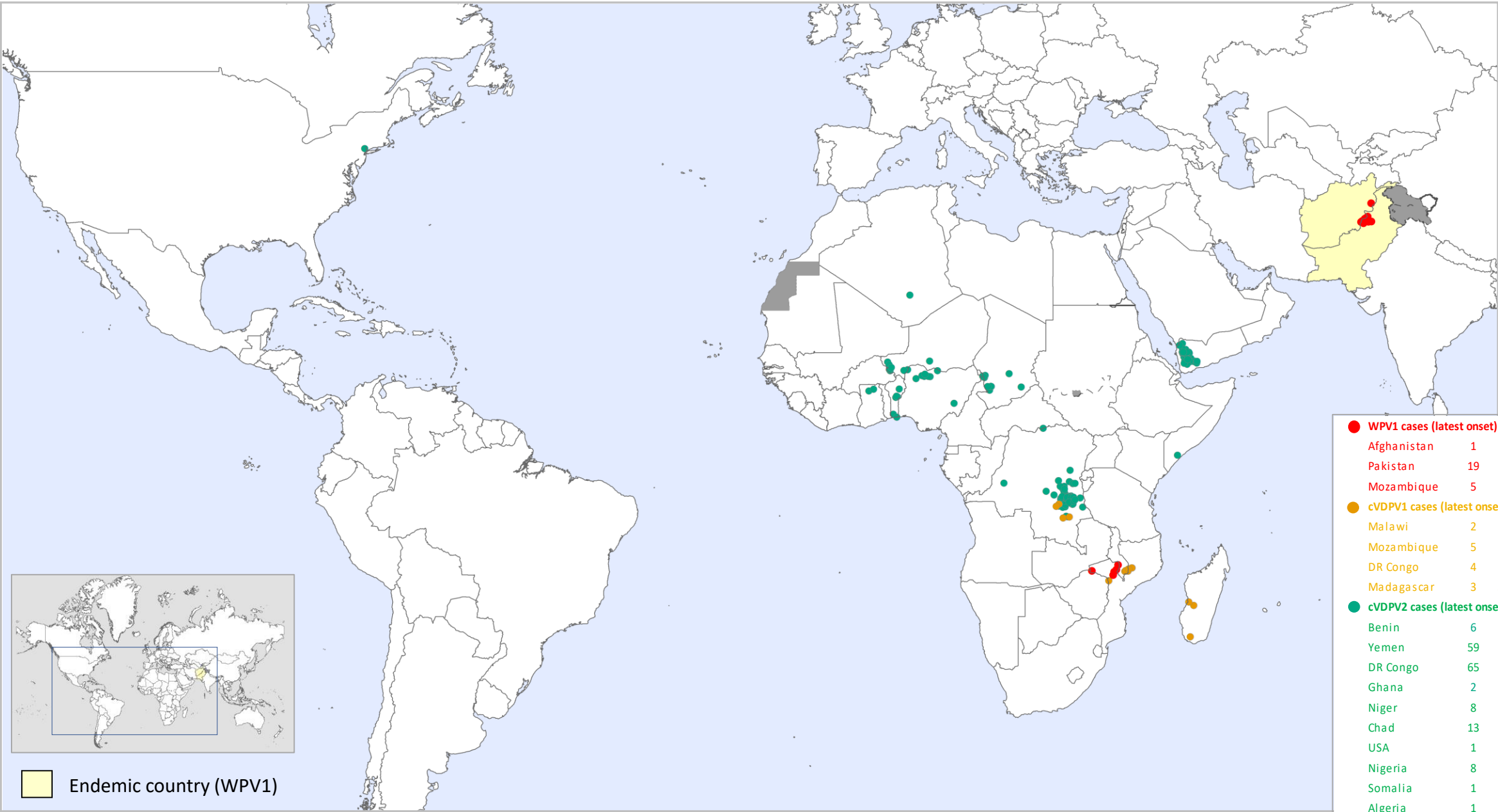
The boundaries and names shown and the designations used in the maps in this document do not imply the expression of any opinion whatsoever on the part of the World Health Organization concerning the legal status of any country, territory, city or area or of its authorities, or concerning the delimitation of its frontiers or boundaries. Dotted lines on maps represent approximate border lines for which there may not yet be full agreement. © WHO 2022. All rights reserved

Global WPV1 & cVDPV Cases¹, Previous 12 Months²



¹Excludes viruses detected from environmental surveillance; ²Onset of paralysis 28 Sep. 2021 to 27 Sep. 2022

Global WPV1 & cVDPV Cases¹, Previous 6 Months²



¹Excludes viruses detected from environmental surveillance; ²Onset of paralysis 28 Mar. 2022 to 27 Sep. 2022

Global Wild Poliovirus 2016 - 2022

Country or territory ³	Wild virus type 1 confirmed cases									Wild virus type 1 reported from other sources ²							
	Full year total						01 Jan-27 Sep ¹		Date of most recent case	Full year total						1 Jan-27 Sep ¹	Date of most recent virus
	2016	2017	2018	2019	2020	2021	2021	2022		2016	2017	2018	2019	2020	2021	2022	
Pakistan	20	8	12	147	84	1	1	19	25-Aug-22	62	110	141	405	455	65	31	07-Sep-22
Afghanistan	13	14	21	29	56	4	1	2	29-Aug-22	2	42	83	60	49	1	3	04-Sep-22
Mozambique	0	0	0	0	0	0	0	6	10-Aug-22								
Malawi	0	0	0	0	0	1	0	0	19-Nov-21								
Iran	0	0	0	0	0	0	0	0	NA				3				20-May-19
Nigeria ³	4	0	0	0	0	0	0	0	21-Aug-16	1 ⁴							27-Sep-16
Total (Type1)	37	22	33	176	140	6	2	27		65	152	224	468	504	66	34	
Tot. in endemic countries	37	22	33	176	140	5	2	21									
Tot. in non-end countries	0	0	0	0	0	1	0	6									
No. of countries (infected)	3	2	2	2	2	3	2	3									
No. of countries (endemic)	2 ³	2 ³	3	3	3	2	2	2									
Total Female	13	7	18	72	59	2	0	8									
Total Male	24	15	15	104	81	4	2	19									

Countries in yellow are endemic. ¹Data reported to WHO HQ on 28 Sep. 2021 for 2021 data and 27 Sep. for 2022 data.

²Wild viruses from environmental samples, selected contacts, healthy children and other sources. Last WPV type 3 had its onset on 10 November 2012. ³Between 27 Sep 2015 and 27 Sep 2016, Nigeria was not classified as endemic, and declared Wild polio-free as of June 2020. ⁴Exceptionally reporting case-contact of a positive index case given the date of collection is later than the onset date of the most recent WPV.

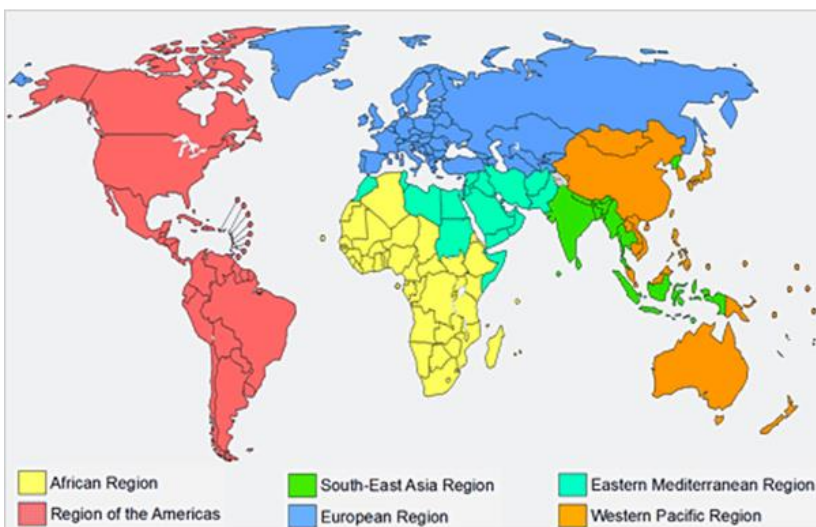
Global Surveillance Indicators: Year to Date Comparison

2021 & 2022: 01 January to 27 Sep. 2022*

WHO region	AFP cases		Wild poliovirus cases		cVDPV ¹ cases		Polio compatibles		Pending final classification		
	2021	2022	2021	2022	2021	2022	2021	2022	Total		> 90 days
									2021	2022	2022
African	17,260	22,042	0	6	205	215	38	17	2,251	3,088	1,173
Central	4,029	4,823	0	0	13	142	16	2	458	722	234
South/East	4,657	6,165	0	6	25	20	16	5	747	1,252	607
West	8,574	11,054	0	0	167	53	6	10	1,046	1,114	332
American	784	1,190	0	0	0	1	0	0	132	244	143
Eastern Mediterranean	15,267	20,128	2	21	54	142	4	1	1,679	2,162	401
European	739	937	0	0	27	1	1	0	241	278	70
South East Asian	17,614	24,023	0	0	0	0	4	1	3,266	3,711	1,252
Western Pacific	3,499	3,840	0	0	0	0	0	0	1,939	2,289	1,282
Global	55,163	72,160	2	27	286	359	47	19	9,508	11,772	4,321

¹cVDPV includes all three serotypes 1, 2 and 3. Please refer to slide 5 for the distribution of cases by serotype.

WHO Regions



For data at country, regional and global levels from 2000 onwards, see the WHO website at <https://extranet.who.int/polis/public/CaseCount.aspx>

*Data for 2021 as of 28 Sep. 2021 and for 2022 as of 27 Sep. 2022