

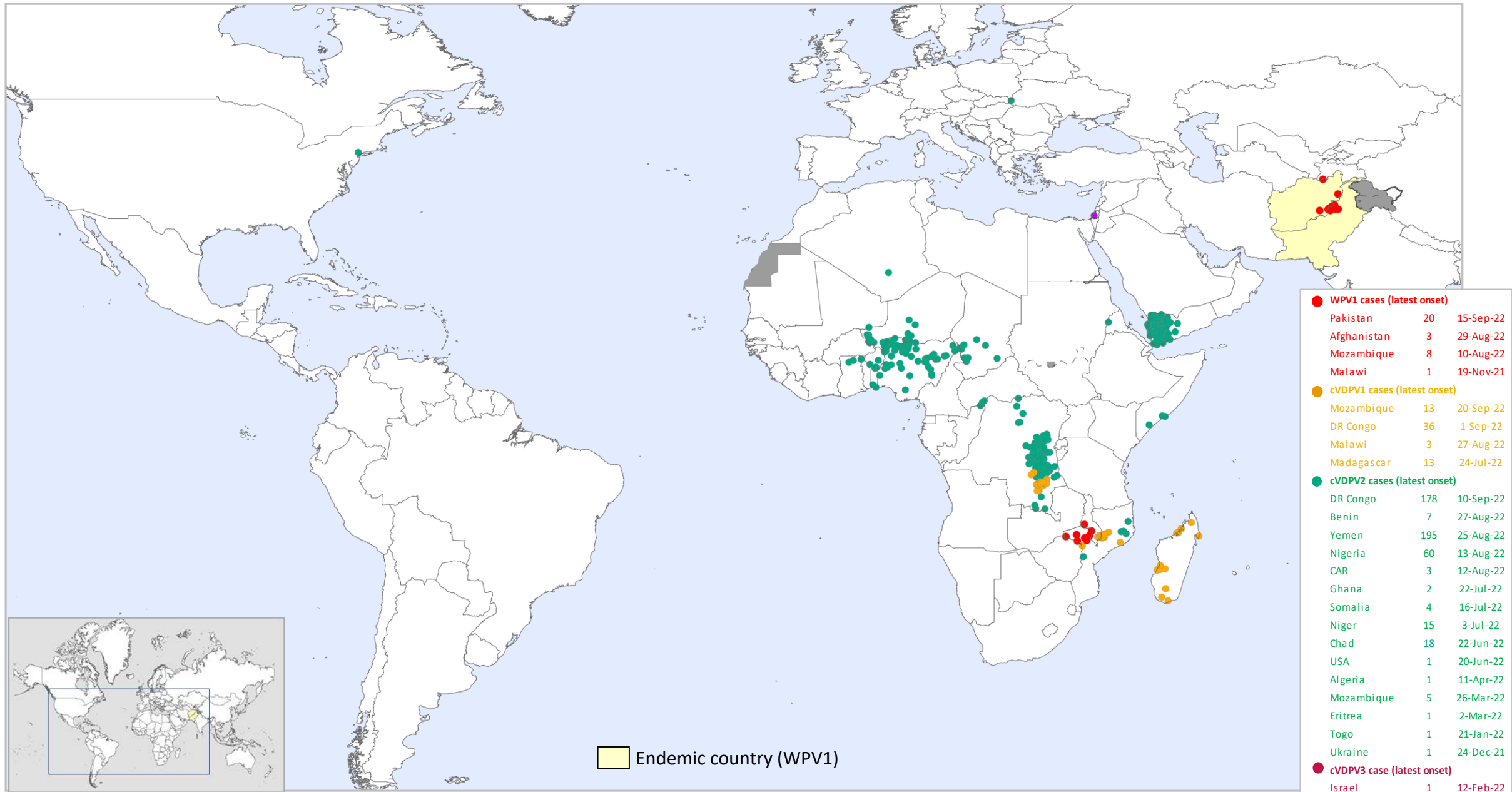
Highlights of New Wild Poliovirus and cVDPV Positives Reported Globally this Week

Country	WPV1			cVDPV1			cVDPV2			cVDPV3			Location State/Province/Governorate
	AFP	ENV	other ¹	AFP	ENV	other ¹	AFP	ENV	other ¹	AFP	ENV	other ¹	
PAKISTAN		1											KPAKHTUNKHWA
BOTSWANA								1					GABORONE
CENTRAL AFRICAN REPUBLIC								1					REGION SANITAIRE 7
DR CONGO				7			3						HAUT LOMAMI (cVDPV1), HAUT KATANGA, SUD-KIVU, TANGANYIKA (cVDPV2)
MADAGASCAR					2								ANDROY, SAVA
MOZAMBIQUE	1			5									TETE (WPV1), ZAMBEZIA (cVDPV1)
NIGERIA							1						OYO

¹contacts of positive AFP cases, community, healthy children

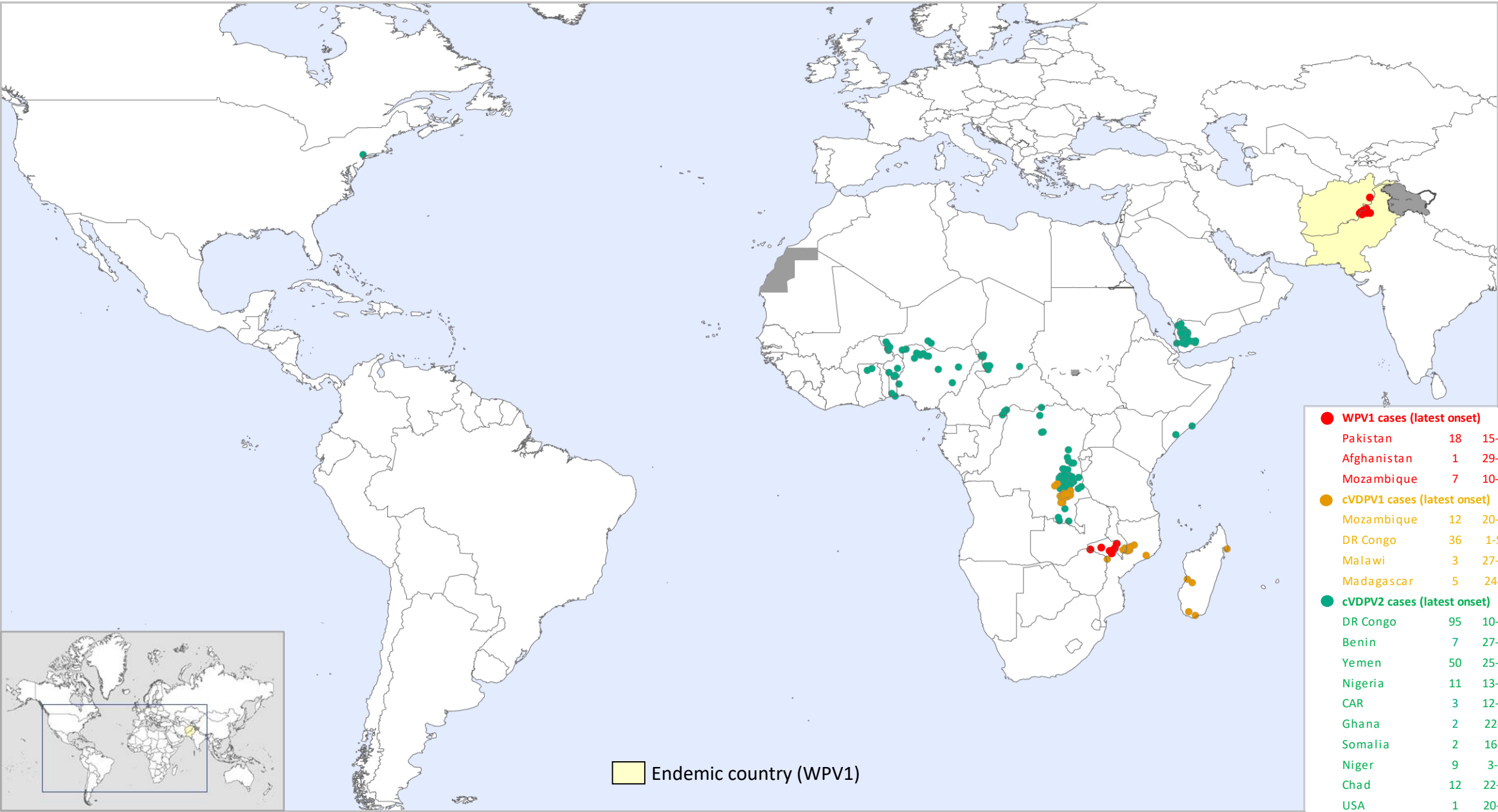
The boundaries and names shown and the designations used in the maps in this document do not imply the expression of any opinion whatsoever on the part of the World Health Organization concerning the legal status of any country, territory, city or area or of its authorities, or concerning the delimitation of its frontiers or boundaries. Dotted lines on maps represent approximate border lines for which there may not yet be full agreement. © WHO 2022. All rights reserved

Global WPV1 & cVDPV Cases¹, Previous 12 Months²



¹Excludes viruses detected from environmental surveillance; ²Onset of paralysis 02 Nov. 2021 to 01 Nov. 2022

Global WPV1 & cVDPV Cases¹, Previous 6 Months²



¹Excludes viruses detected from environmental surveillance; ²Onset of paralysis 02 May. 2022 to 01 Nov. 2022

Global Wild Poliovirus 2016 - 2022

Country or territory ³	Wild virus type 1 confirmed cases									Wild virus type 1 reported from other sources ²							
	Full year total						01 Jan-01 Nov ¹		Date of most recent case	Full year total						01 Jan-01 Nov ¹	Date of most recent virus
	2016	2017	2018	2019	2020	2021	2021	2022		2016	2017	2018	2019	2020	2021	2022	
Afghanistan	13	14	21	29	56	4	1	2	29-Aug-22	2	42	83	60	49	1	4	2-Oct-22
Pakistan	20	8	12	147	84	1	1	20	15-Sep-22	62	110	141	405	455	65	36	3-Oct-22
Mozambique	0	0	0	0	0	0	0	8	10-Aug-22								
Malawi	0	0	0	0	0	1	0	0	19-Nov-21								
Iran	0	0	0	0	0	0	0	0	NA				3				20-May-19
Nigeria ³	4	0	0	0	0	0	0	0	21-Aug-16	1 ⁴							27-Sep-16
Total (Type1)	37	22	33	176	140	6	2	30		65	152	224	468	504	66	40	
Tot. in endemic countries	37	22	33	176	140	5	2	22									
Tot. in non-end countries	0	0	0	0	0	1	0	8									
No. of countries (infected)	3	2	2	2	2	3	2	3									
No. of countries (endemic)	2 ³	2 ³	3	3	3	2	2	2									
Total Female	13	7	18	72	59	2	0	9									
Total Male	24	15	15	104	81	4	2	21									

Countries in yellow are endemic. ¹Data reported to WHO HQ on 02 Nov. 2021 for 2021 data and 01 Nov. for 2022 data.

²Wild viruses from environmental samples, selected contacts, healthy children and other sources. Last WPV type 3 had its onset on 10 November 2012. ³Between 27 Sep 2015 and 27 Sep 2016, Nigeria was not classified as endemic, and declared Wild polio-free as of June 2020. ⁴Exceptionally reporting case-contact of a positive index case given the date of collection is later than the onset date of the most recent WPV.

Global Circulating Vaccine-derived Poliovirus (cVDPV)^{1,2,3}

	Country	AFP cases				Other sources (Human) ⁴				Other sources (Environment) ⁵			
		(Paralysis onset between 2016-2022)				(Collection between 2016-2022)				(Collection between 2016-2022)			
		2020	2021	2022	Onset of most recent case	2020	2021	2022	most recent collection date	2020	2021	2022	most recent collection date
cVDPV1 ¹	Mozambique	1		13	20-Sep-22								
	Malawi			3	27-Aug-22			1	19-Sep-22				
	DR Congo			36	1-Sep-22			2	21-Aug-22				
	Madagascar	2	13	10	24-Jul-22		25	6	28-Apr-22		31	64	20-Jun-22
	Yemen	31	3		27-Mar-21				7-Jul-19				
	Malaysia	1			14-Jan-20					9			13-Mar-20
	Total type 1		35	16	62		0	25	9		9	31	64
cVDPV2 ¹	Niger	10	18	11	3-Jul-22	2	1	2	19-May-22	9		10	17-Oct-22
	Botswana											1	4-Oct-22
	Central African Republic	4		3	12-Aug-22	1			5-Oct-20	2	1	6	21-Sep-22
	Algeria			1	11-Apr-22			2	19-Jul-22			10	20-Sep-22
	DR Congo	81	28	163	10-Sep-22	95	6	21	16-Jun-22	1	3	4	27-Aug-22
	Ghana	12		2	22-Jul-22	10		4	1-Jun-22	20		18	6-Sep-22
	Togo	9		1	21-Jan-22	9			9-Jul-20			2	6-Sep-22
	Egypt									1	12	6	29-Aug-22
	Benin	3	3	7	27-Aug-22			1	1-Jun-22	5	1	5	17-Aug-22
	Yemen		66	150	25-Aug-22		17	32	23-Jul-22		13	3	31-Jan-22
	Nigeria	8	415	38	13-Aug-22	8	204	25	11-Jul-22	5	303	62	15-Jul-22
	Somalia	14	1	4	16-Jul-22	13		2	21-Jul-22	26	1	3	19-May-22
	Côte d'Ivoire	64			18-Oct-20	25			1-Nov-20	95		3	18-Jul-22
	Chad	101		18	22-Jun-22	17		2	3-Mar-22	3	1		10-Nov-21
	United States of America				1	20-Jun-22							
	Israel											1	16-Jun-22
	United Kingdom											3	31-May-22
	Djibouti										7	12	22-May-22
	Mozambique		2	4	26-Mar-22				17-Dec-18				
	Eritrea		1	1	2-Mar-22								
	Senegal		17		27-Oct-21		34		17-Nov-21	1	14	1	17-Jan-22
	Burkina Faso	68	2		9-Jun-21	12			19-Sep-20		1		28-Dec-21
	Ukraine		2		24-Dec-21		18		9-Oct-21				
	Mauritania						4		19-Jul-21		7		15-Dec-21
	Uganda										2		2-Nov-21
	Cameroon	7	3		11-Oct-21	4	3		29-Oct-21	9	1		25-Oct-21
	Ethiopia	36	10		16-Sep-21	7			13-Oct-20	4			28-Dec-20
	Gambia										9		9-Sep-21
	Pakistan	135	8		23-Apr-21	2			11-Nov-20	135	35		13-Aug-21
	Guinea	44	6		1-Apr-21	1			5-Sep-20	1	2		11-Aug-21
	Guinea-Bissau		3		15-Jul-21			1	26-Jul-21				3-Aug-21
	Tajikistan	1	35		25-Jul-21		22		24-May-21		17		22-Mar-21
	Afghanistan	308	43		9-Jul-21	36	2		3-May-21	175	40		23-Jun-21
	Sierra Leone	10	5		28-Feb-21	6	8		19-Mar-21		9		1-Jun-21
	Congo	2	2		10-Feb-21	2			12-Oct-20	1	3		1-Jun-21
	Liberia		3		28-May-21	2	5		21-Jan-21	7	14		20-Apr-21
	South Sudan	50	9		10-Apr-21	19	5		25-Feb-21	6			1-Dec-20
	Iran									3	1		20-Feb-21
	Kenya					1	2		25-Jan-21	1	1		13-Jan-21
	Mali	52			23-Dec-20	3			15-Aug-20	4			29-Aug-20
Sudan	58			18-Dec-20	11			1-Oct-20	14			9-Nov-20	
Angola	3			9-Feb-20				31-Oct-19				2-Dec-19	
Philippines	1			15-Jan-20				23-Nov-19	4			16-Jan-20	
Malaysia									5			4-Feb-20	
Total type 2		1082	682	404		286	334	91		541	498	150	
cVDPV3 ¹	Israel			1				3	24-Mar-22	1	5	25	15-Mar-22
	Occupied Palestinian Terr.										7	9	12-Mar-22
	China					1			22-Jul-20		1		25-Jan-21
Total type 3		0	0	1		1	0	3		1	13	34	
Gender	Female (all sero type)	493	395	198									
	Male (all sero type)	610	290	268									
	Gender Unknown	10	3	1									

¹For cVDPV definition see http://polioeradication.org/wp-content/uploads/2016/09/Reporting-and-Classification-of-VDPVs_Aug2016_EN.pdf. ²Figures include multiple emergences. ³ stool collected in Sep - 2016 but the final result was reported in 2017. ⁴ Include contact, healthy and community samples. ⁵ 1 cVDPV2 and cVDPV3 isolated from one child in Somalia. ⁶No clear evidence of in-country community transmission; investigations underway

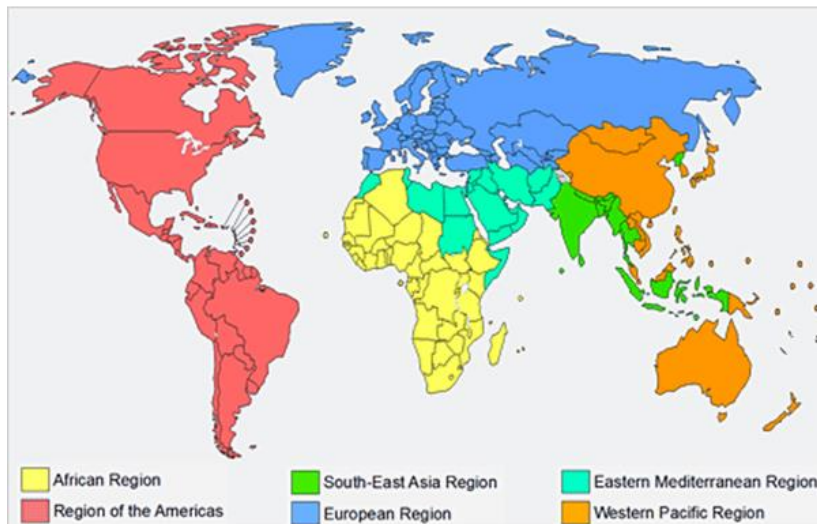
Global Surveillance Indicators: Year to Date Comparison

2021 & 2022: 01 January to 01 Nov. 2022*

WHO region	AFP cases		Wild poliovirus cases		cVDPV cases		Polio compatibles		Pending final classification		
	2021	2022	2021	2022	2021	2022	2021	2022	Total		>90 days
									2021	2022	2022
African	20,578	26,116	0	8	356	311	41	31	2,249	2,810	930
Central	4,684	5,769	0	0	15	220	15	13	335	458	145
South/East	5,337	7,004	0	8	28	31	18	5	722	1,189	548
West	10,557	13,343	0	0	313	60	8	13	1,192	1,163	237
American	949	1,410	0	0	0	1	0	1	163	244	128
Eastern Mediterranean	17,559	23,800	2	22	55	154	4	1	1,721	2,165	375
European	856	1,155	0	0	33	1	2	0	283	342	128
South East Asian	21,204	27,068	0	0	0	0	4	1	3,054	3,183	1,497
Western Pacific	4,352	3,960	0	0	0	0	0	0	2,322	2,286	1,731
Global	65,498	83,509	2	30	444	467	51	34	9,792	11,030	4,789

¹cVDPV includes all three serotypes 1, 2 and 3. Please refer to slide 5 for the distribution of cases by serotype.

WHO Regions



For data at country, regional and global levels from 2000 onwards, see the WHO website at <https://extranet.who.int/polis/public/CaseCount.aspx>

*Data for 2021 as of 02 Nov. 2021 and for 2022 as of 01 Nov. 2022