

Highlights of New Wild Poliovirus and cVDPV Positives Reported Globally this Week

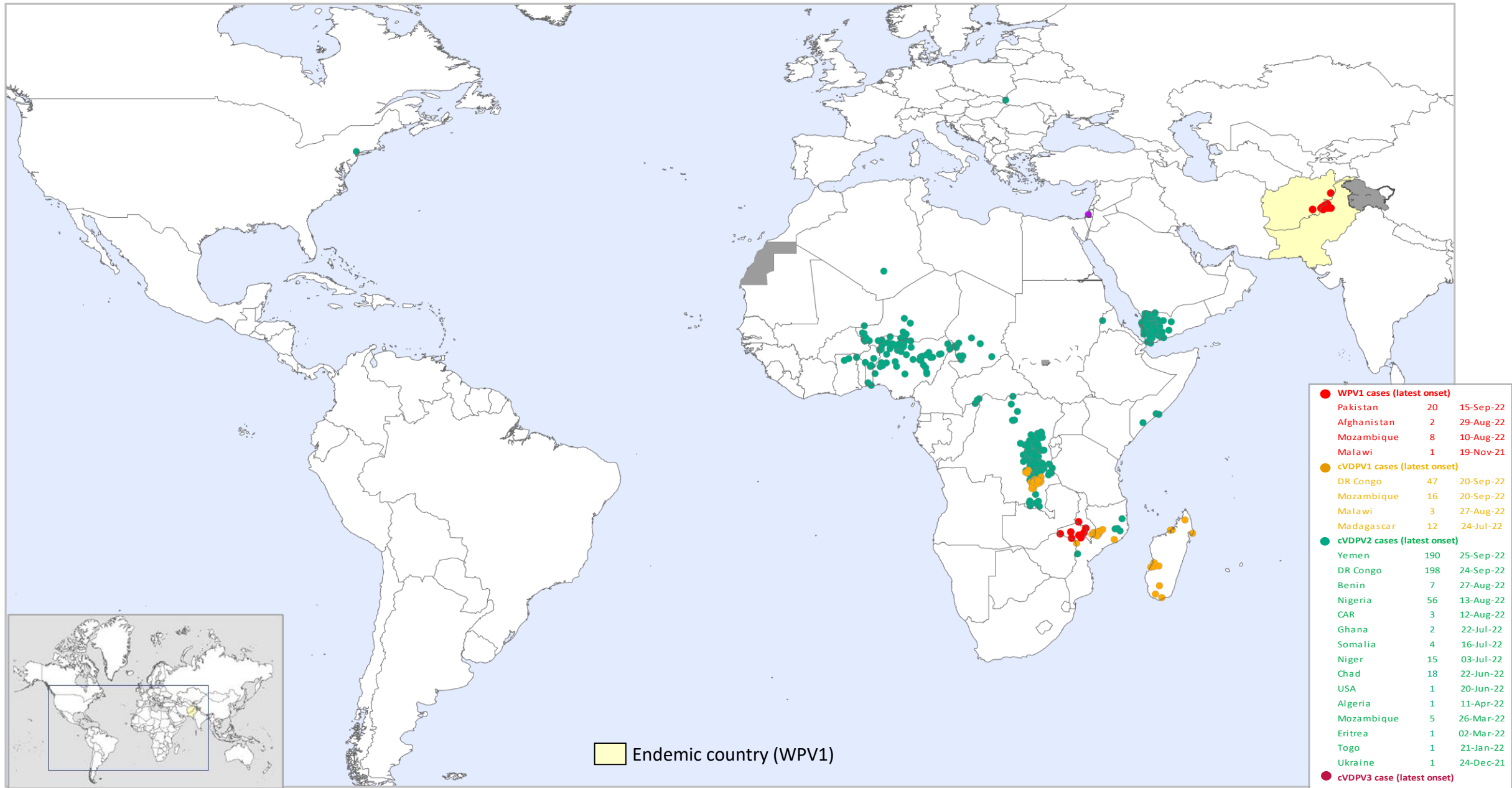
Country	WPV1			cVDPV1			cVDPV2			cVDPV3			Location State/Province/Governorate
	AFP	ENV	other ¹	AFP	ENV	other ¹	AFP	ENV	other ¹	AFP	ENV	other ¹	
AFGHANISTAN		2											NANGARHAR
DR CONGO				6			17		2				HAUT LOMAMI, TANGANYIKA, HAUT KATANGA, TSHOPO
NIGERIA								3					KATSINA
YEMEN							4						ALMAHAWEET, HAJJAH, TAIZ

¹contacts of positive AFP cases, community, healthy children

The boundaries and names shown and the designations used in the maps in this document do not imply the expression of any opinion whatsoever on the part of the World Health Organization concerning the legal status of any country, territory, city or area or of its authorities, or concerning the delimitation of its frontiers or boundaries. Dotted lines on maps represent approximate border lines for which there may not yet be full agreement. © WHO 2022. All rights reserved

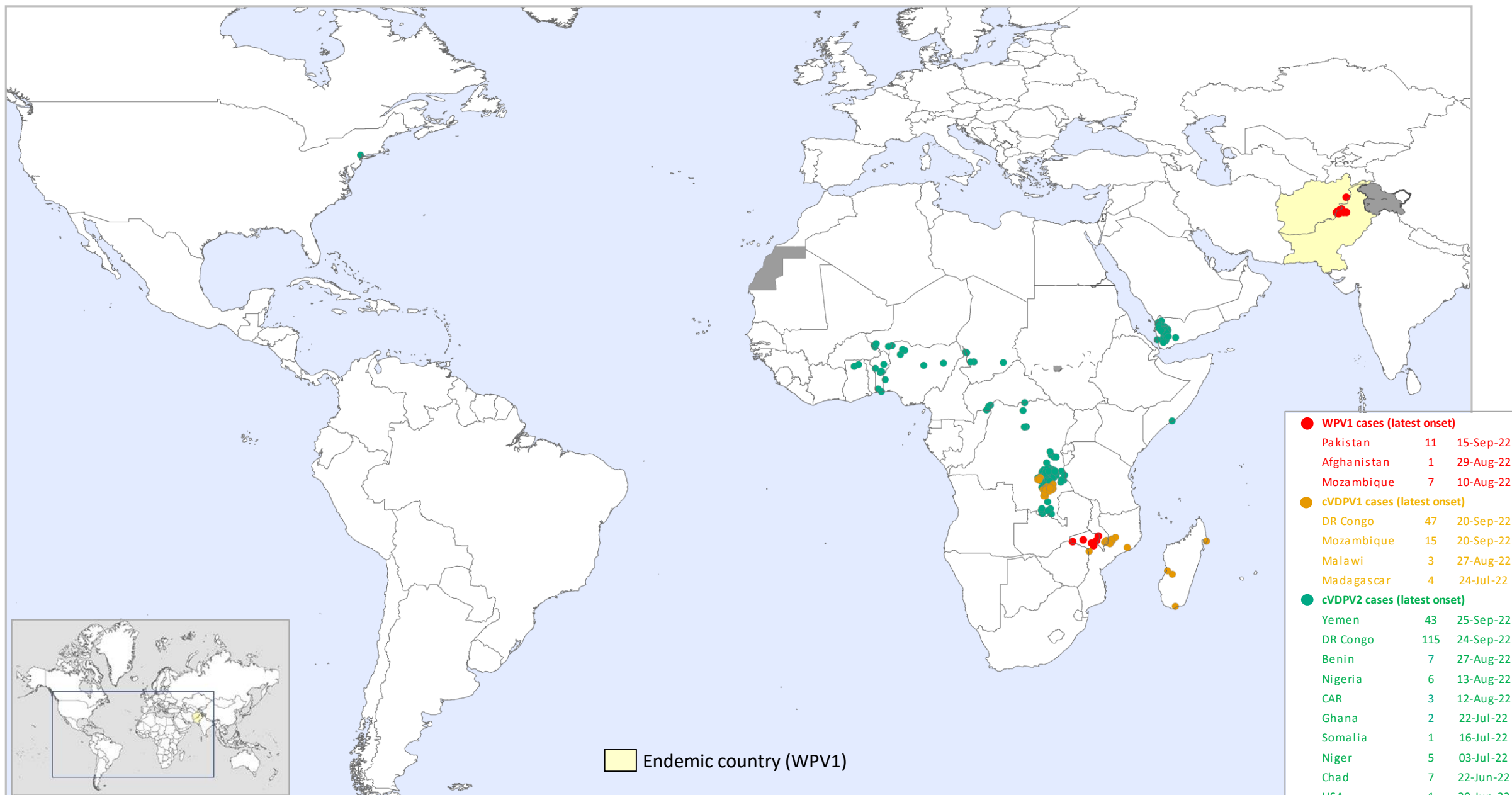
Data in WHO HQ as of 15 Nov. 2022

Global WPV1 & cVDPV Cases¹, Previous 12 Months²



¹Excludes viruses detected from environmental surveillance; ²Onset of paralysis 16 Nov. 2021 to 15 Nov. 2022

Global WPV1 & cVDPV Cases¹, Previous 6 Months²



¹Excludes viruses detected from environmental surveillance; ²Onset of paralysis 16 May. 2022 to 15 Nov. 2022

Global Wild Poliovirus 2016 - 2022

Country or territory ³	Wild virus type 1 confirmed cases									Wild virus type 1 reported from other sources ²							
	Full year total						01 Jan-15 Nov ¹		Date of most recent case	Full year total						1 Jan-15 Nov ¹	Date of most recent virus
	2016	2017	2018	2019	2020	2021	2021	2022		2016	2017	2018	2019	2020	2021	2022	
Afghanistan	13	14	21	29	56	4	1	2	29-Aug-22	2	42	83	60	49	1	8	20-Oct-22
Pakistan	20	8	12	147	84	1	1	20	15-Sep-22	62	110	141	405	455	65	36	03-Oct-22
Mozambique	0	0	0	0	0	0	0	8	10-Aug-22								
Malawi	0	0	0	0	0	1	0	0	19-Nov-21								
Iran	0	0	0	0	0	0	0	0	NA				3				20-May-19
Nigeria ³	4	0	0	0	0	0	0	0	21-Aug-16	1 ⁴							27-Sep-16
Total (Type1)	37	22	33	176	140	6	2	30		65	152	224	468	504	66	44	
Tot. in endemic countries	37	22	33	176	140	5	2	22									
Tot. in non-end countries	0	0	0	0	0	1	0	8									
No. of countries (infected)	3	2	2	2	2	3	2	3									
No. of countries (endemic)	2 ³	2 ³	3	3	3	2	2	2									
Total Female	13	7	18	72	59	2	0	9									
Total Male	24	15	15	104	81	4	2	21									

Countries in yellow are endemic. ¹Data reported to WHO HQ on 16 Nov. 2021 for 2021 data and 15 Nov. for 2022 data.

²Wild viruses from environmental samples, selected contacts, healthy children and other sources. Last WPV type 3 had its onset on 10 November 2012. ³Between 27 Sep 2015 and 27 Sep 2016, Nigeria was not classified as endemic, and declared Wild polio-free as of June 2020. ⁴Exceptionally reporting case-contact of a positive index case given the date of collection is later than the onset date of the most recent WPV.

Global Circulating Vaccine-derived Poliovirus (cVDPV)^{1,2,3}

	Country	AFP cases (Paralysis onset between 2020-2022)				Other sources (Human) ⁴ (Collection between 2020-2022)				Other sources (Environment) (Collection between 2020-2022)				
		2020	2021	2022	Onset of most recent case	2020	2021	2022	most recent collection date	2020	2021	2022	most recent collection date	
		cVDPV1¹	DR Congo			47	20-Sep-22			4	24-Sep-22			
	Mozambique	1		16	20-Sep-22									
	Malawi			3	27-Aug-22			1	19-Sep-22					
	Madagascar	2	13	10	24-Jul-22		25	6	28-Apr-22		31	64	20-Jun-22	
	Yemen	31	3		27-Mar-21				07-Jul-19					
	Malaysia	1			14-Jan-20					9			13-Mar-20	
	Total type 1	35	16	76		0	25	11		9	31	64		
cVDPV2¹	Niger	10	18	11	03-Jul-22	2	1	3	19-May-22	9		10	17-Oct-22	
	Zambia											1	04-Oct-22	
	Botswana											1	04-Oct-22	
	Yemen		66	154	25-Sep-22		17	30	23-Jul-22		13	3	31-Jan-22	
	DR Congo	81	28	188	24-Sep-22	95	6	24	15-Sep-22	1	3	4	27-Aug-22	
	Central African Republic	4		3	12-Aug-22	1			05-Oct-20	2	1	6	21-Sep-22	
	Algeria			1	11-Apr-22			2	19-Jul-22			10	20-Sep-22	
	Ghana	12		2	22-Jul-22	10		4	01-Jun-22	20		18	06-Sep-22	
	Togo	9		1	21-Jan-22	9			09-Jul-20			2	06-Sep-22	
	Egypt										1	12	6	29-Aug-22
	Benin	3	3	7	27-Aug-22		2	1	01-Jun-22	5	1	5	17-Aug-22	
	Nigeria	8	415	38	13-Aug-22	8	204	25	11-Jul-22	5	303	65	10-Aug-22	
	Somalia	14	1	4	16-Jul-22	13		2	21-Jul-22	26	1	3	19-May-22	
	Côte d'Ivoire	64			18-Oct-20	25			01-Nov-20	95		3	18-Jul-22	
	Chad	101		18	22-Jun-22	17		2	03-Mar-22	3	1		10-Nov-21	
	United States of America			1	20-Jun-22									
	Israel												1	16-Jun-22
	United Kingdom												3	31-May-22
	Djibouti											7	12	22-May-22
	Mozambique		2	4	26-Mar-22					17-Dec-18				
	Eritrea		1	1	02-Mar-22									
	Senegal		17		27-Oct-21		34		17-Nov-21	1	14	1	17-Jan-22	
	Burkina Faso	68	2		09-Jun-21	12			19-Sep-20		1		28-Dec-21	
	Ukraine		2		24-Dec-21			18	09-Oct-21					
	Mauritania							4	19-Jul-21		7		15-Dec-21	
	Uganda										2		02-Nov-21	
	Cameroon	7	3		11-Oct-21	4	3		29-Oct-21	9	1		25-Oct-21	
	Ethiopia	36	10		16-Sep-21	7			13-Oct-20	4			28-Dec-20	
	Gambia										9		09-Sep-21	
	Pakistan	135	8		23-Apr-21	2			11-Nov-20	135	35		13-Aug-21	
	Guinea	44	6		01-Apr-21	1			05-Sep-20	1	2		11-Aug-21	
	Guinea-Bissau		3		15-Jul-21			1	26-Jul-21				03-Aug-21	
	Tajikistan	1	35		25-Jul-21		22		24-May-21		17		22-Mar-21	
	Afghanistan	308	43		09-Jul-21	36	2		03-May-21	175	40		23-Jun-21	
	Sierra Leone	10	5		28-Feb-21	6	8		19-Mar-21		9		01-Jun-21	
	Congo	2	2		10-Feb-21	2			12-Oct-20	1	3		01-Jun-21	
	Liberia	3	3		28-May-21	2	5		21-Jan-21	7	14		20-Apr-21	
	South Sudan	50	9		10-Apr-21	19	5		25-Feb-21	6			01-Dec-20	
	Iran									3	1		20-Feb-21	
	Kenya					1	2		25-Jan-21	1	1		13-Jan-21	
Mali	52			23-Dec-20	3			15-Aug-20	4			29-Aug-20		
Sudan	58			18-Dec-20	11			01-Oct-20	14			09-Nov-20		
Angola	3			09-Feb-20				31-Oct-19				02-Dec-19		
Philippines	1			15-Jan-20				23-Nov-19	4			16-Jan-20		
Philippines	1			15-Jan-20				23-Nov-19	4			16-Jan-20		
Malaysia									5			04-Feb-20		
	Total type 2	1082	682	433		286	334	93		541	498	154		
cVDPV3¹	Israel			1				3	24-Mar-22	1	5	25	15-Mar-22	
	Occupied Palestinian Terr.										7	9	12-Mar-22	
	China					1			22-Jul-20		1		25-Jan-21	
	Total type 3	0	0	1		1	0	3		1	13	34		
Gender	Female (all sero type)	493	395	220										
	Male (all sero type)	610	290	289										
	Gender Unknown	10	3	1										

¹For cVDPV definition see http://polioeradication.org/wp-content/uploads/2016/09/Reporting-and-Classification-of-VDPVs_Aug2016_EN.pdf. ²Figures include multiple emergences. ³ stool collected in Sep - 2016 but the final result was reported in 2017. ⁴ Include contact, healthy and community samples. ⁵ 1 cVDPV2 and cVDPV3 isolated from one child in Somalia. ⁶No clear evidence of in-country community transmission; investigations underway

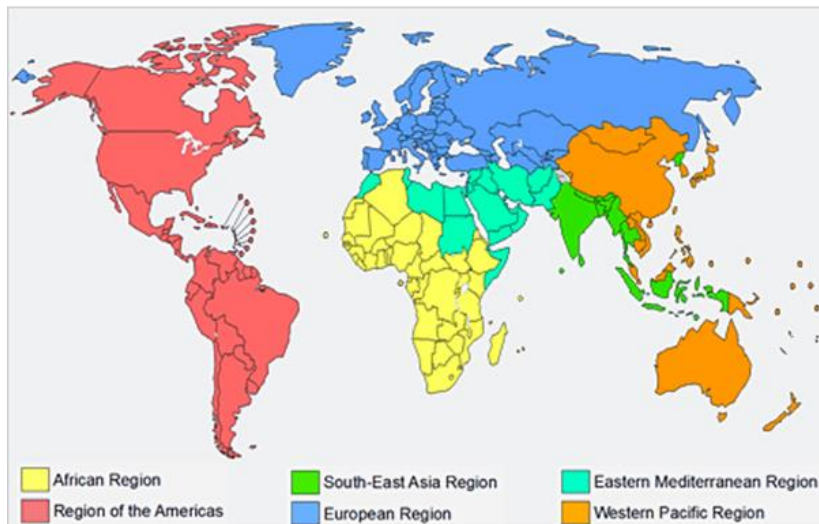
Global Surveillance Indicators: Year to Date Comparison

2021 & 2022: 01 January to 15 Nov. 2022*

WHO region	AFP cases		Wild poliovirus cases		cVDPV ¹ cases		Polio compatibles		Pending final classification		
									Total		> 90 days
	2021	2022	2021	2022	2021	2022	2021	2022	2021	2022	2022
African	21,836	26,902	0	8	366	350	47	40	2,414	2,867	856
Central	4,846	5,899	0	0	15	256	16	13	399	565	100
South/East	6,149	7,183	0	8	28	34	20	15	810	979	459
West	10,841	13,820	0	0	323	60	11	12	1,205	1,323	297
American	1,010	1,432	0	0	0	1	0	1	185	253	144
Eastern Mediterranean	18,563	25,022	2	22	55	158	4	1	1,852	2,002	380
European	896	1,169	0	0	33	1	2	0	303	321	125
South East Asian	22,414	28,572	0	0	0	0	4	1	3,213	3,479	1,662
Western Pacific	4,592	4,031	0	0	0	0	0	0	2,348	2,300	1,929
Global	69,311	87,128	2	30	454	510	57	43	10,315	11,222	5,096

¹cVDPV includes all three serotypes 1, 2 and 3. Please refer to slide 5 for the distribution of cases by serotype.

WHO Regions



For data at country, regional and global levels from 2000 onwards, see the WHO website at <https://extranet.who.int/polis/public/CaseCount.aspx>

*Data for 2021 as of 16 Nov. 2021 and for 2022 as of 15 Nov. 2022