

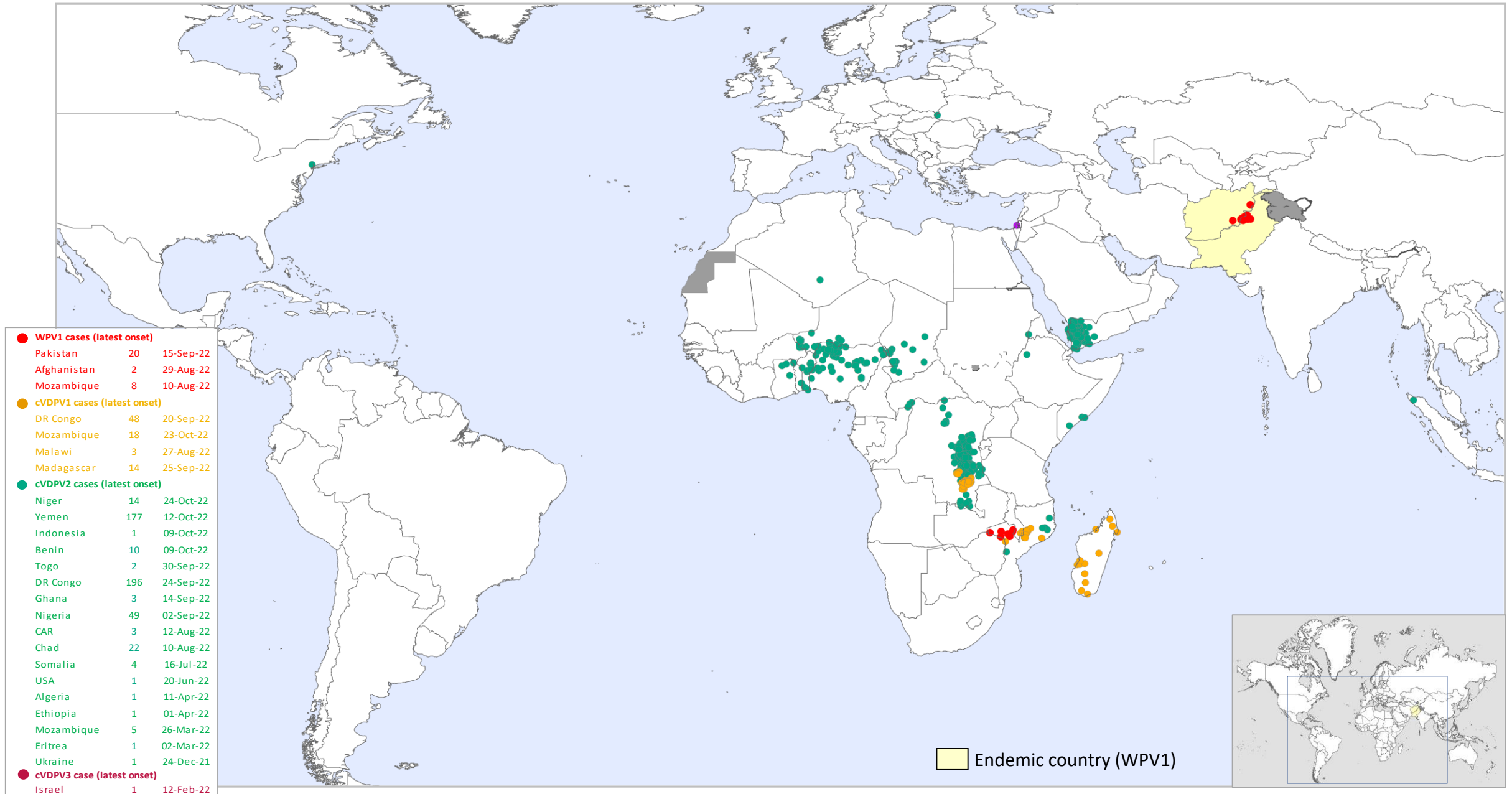
Highlights of New Wild Poliovirus and cVDPV Positives Reported Globally this Week

Country	WPV1			cVDPV1			cVDPV2			cVDPV3			Location State/Province/Governorate
	AFP	ENV	other ¹	AFP	ENV	other ¹	AFP	ENV	other ¹	AFP	ENV	other ¹	
PAKISTAN		2											PUNJAB, KPAKHTUNKHWA
BENIN							3	2					BORGOU, DONGA
CENTRAL AFRICAN REPUBLIC								1					REGION SANITAIRE 7
GHANA							1	1					NORTHERN
MADAGASCAR				3	13	4							ANALAMANGA, IHOROMBE, SAVA, BOENI
MOZAMBIQUE				2									ZAMBEZIA
NIGER							2	4					TILLABERI, NIAMEY, MARADI, ZINDER
TOGO							1						PLATEAUX

¹contacts of positive AFP cases, community, healthy children

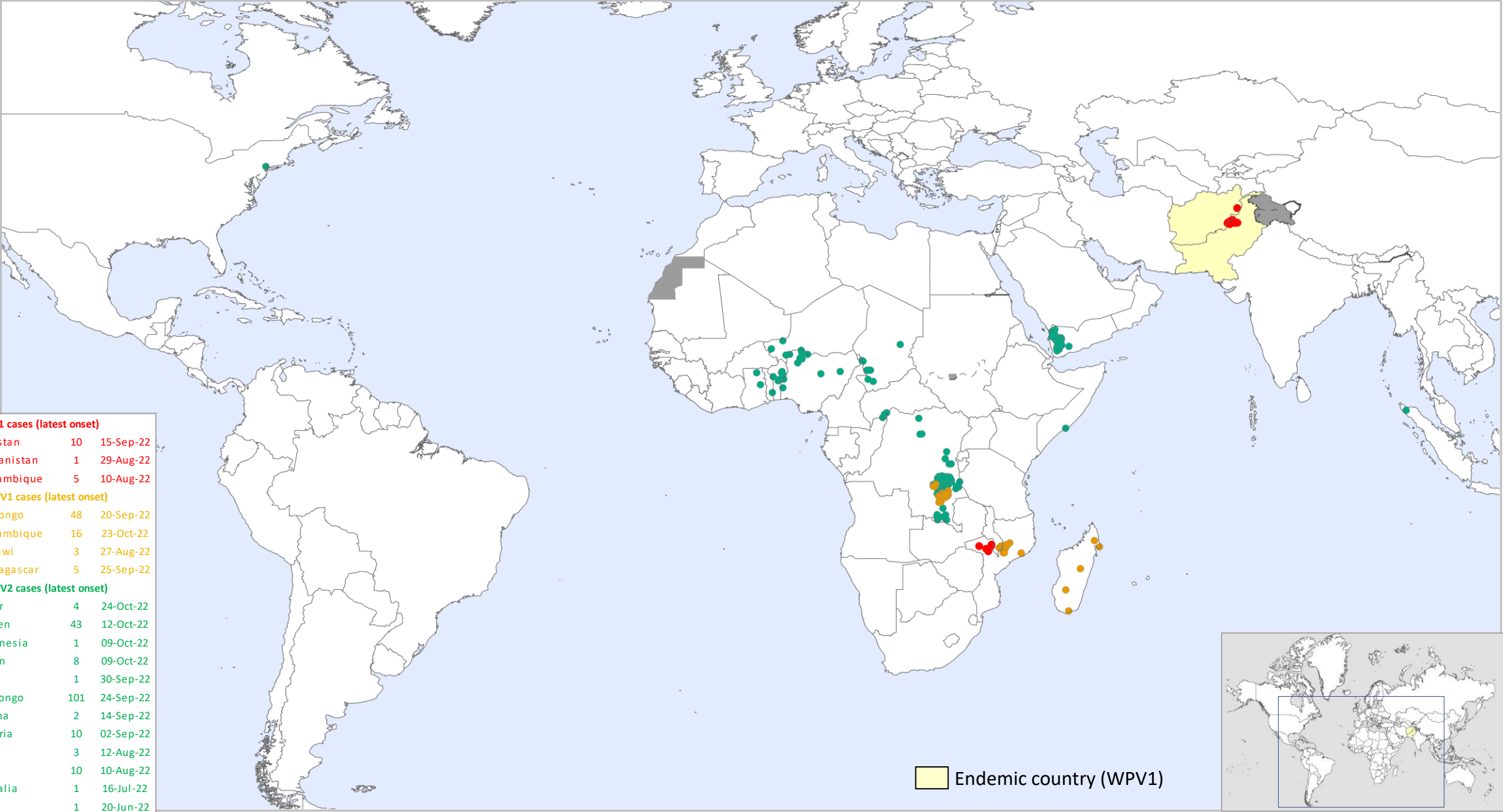
The boundaries and names shown and the designations used in the maps in this document do not imply the expression of any opinion whatsoever on the part of the World Health Organization concerning the legal status of any country, territory, city or area or of its authorities, or concerning the delimitation of its frontiers or boundaries. Dotted lines on maps represent approximate border lines for which there may not yet be full agreement. © WHO 2022. All rights reserved

Global WPV1 & cVDPV Cases¹, Previous 12 Months²



¹Excludes viruses detected from environmental surveillance; ²Onset of paralysis 07 Dec. 2021 to 06 Dec. 2022

Global WPV1 & cVDPV Cases¹, Previous 6 Months²



● WPV1 cases (latest onset)		
Pakistan	10	15-Sep-22
Afghanistan	1	29-Aug-22
Mozambique	5	10-Aug-22
● cVDPV1 cases (latest onset)		
DR Congo	48	20-Sep-22
Mozambique	16	23-Oct-22
Malawi	3	27-Aug-22
Madagascar	5	25-Sep-22
● cVDPV2 cases (latest onset)		
Niger	4	24-Oct-22
Yemen	43	12-Oct-22
Indonesia	1	09-Oct-22
Benin	8	09-Oct-22
Togo	1	30-Sep-22
DR Congo	101	24-Sep-22
Ghana	2	14-Sep-22
Nigeria	10	02-Sep-22
CAR	3	12-Aug-22
Chad	10	10-Aug-22
Somalia	1	16-Jul-22
USA	1	20-Jun-22

■ Endemic country (WPV1)

¹Excludes viruses detected from environmental surveillance; ²Onset of paralysis 07 Jun. 2022 to 06 Dec. 2022

Global Wild Poliovirus 2016 - 2022

Country or territory ³	Wild virus type 1 confirmed cases									Wild virus type 1 reported from other sources ²							
	Full year total ³						01 Jan-06 Dec ¹		Date of most recent case	Full year total						1 Jan-06 Dec ¹	Date of most recent virus
	2016	2017	2018	2019	2020	2021	2021	2022		2016	2017	2018	2019	2020	2021	2022	
Pakistan	20	8	12	147	84	1	4	20	15-Sep-22	62	110	141	405	455	65	38	11-Nov-22
Afghanistan	13	14	21	29	56	4	1	2	29-Aug-22	2	42	83	60	49	1	13	02-Nov-22
Mozambique	0	0	0	0	0	0	0	8	10-Aug-22								
Malawi	0	0	0	0	0	1	0	0	19-Nov-21								
Iran	0	0	0	0	0	0	0	0	NA				3				20-May-19
Nigeria ³	4	0	0	0	0	0	0	0	21-Aug-16	1 ⁴							27-Sep-16
Total (Type1)	37	22	33	176	140	6	5	30		65	152	224	468	504	66	51	
Tot. in endemic countries	37	22	33	176	140	5	5	22									
Tot. in non-end countries	0	0	0	0	0	1	0	8									
No. of countries (infected)	3	2	2	2	2	3	2	3									
No. of countries (endemic)	2 ³	2 ³	3	3	3	2	2	2									
Total Female	13	7	18	72	59	2	1	9									
Total Male	24	15	15	104	81	4	4	21									

Countries in yellow are endemic. ¹Data reported to WHO HQ on 07 Dec. 2021 for 2021 data and 06 Dec. for 2022 data.

²Wild viruses from environmental samples, selected contacts, healthy children and other sources. Last WPV type 3 had its onset on 10 November 2012. ³Between 27 Sep 2015 and 27 Sep 2016, Nigeria was not classified as endemic, and declared Wild polio-free as of June 2020. ⁴Exceptionally reporting case-contact of a positive index case given the date of collection is later than the onset date of the most recent WPV.

Global Circulating Vaccine-derived Poliovirus (cVDPV)^{1,2,3}

	Country	AFP cases (Paralysis onset between 2020-2022)				Other sources (Human) ² (Collection between 2020-2022)				Other sources (Environment) (Collection between 2020-2022)			
		2020	2021	2022	Onset of most recent case	2020	2021	2022	most recent collection date	2020	2021	2022	most recent collection date
cVDPV ¹	Madagascar	2	13	13	25-Sep-22		25	10	26-Oct-22		31	77	12-Sep-22
	Mozambique	1		18	23-Oct-22								
	DR Congo			48	20-Sep-22			4	24-Sep-22				
	Malawi			3	27-Aug-22			1	19-Sep-22				
	Yemen	31	3		27-Mar-21				07-Jul-19				
	Malaysia	1			14-Jan-20					9			13-Mar-20
	Total type 1	35	16	82		0	25	15		9	31	77	
cVDPV ²	Indonesia			1	09-Oct-22			3	11-Nov-22				
	Central African Republic	4		3	12-Aug-22	1			05-Oct-20	2	1	7	09-Nov-22
	Niger	10	18	13	24-Oct-22	2	1	3	19-May-22	9		14	17-Oct-22
	Algeria			1	11-Apr-22			2	19-Jul-22			14	17-Oct-22
	Yemen		66	158	12-Oct-22		17	30	23-Jul-22		13	3	31-Jan-22
	Benin	3	3	10	09-Oct-22		2	1	01-Jun-22	5	1	7	11-Oct-22
	Zambia											1	04-Oct-22
	Botswana											1	04-Oct-22
	Ghana	12		3	14-Sep-22	10		4	01-Jun-22	20		19	04-Oct-22
	Togo	9		2	30-Sep-22	9			09-Jul-20			2	06-Sep-22
	DR Congo	81	28	191	24-Sep-22	95	6	24	15-Sep-22	1	3	4	27-Aug-22
	Nigeria	8	415	42	02-Sep-22	8	204	28	18-Aug-22	5	303	72	13-Sep-22
	Egypt									1	12	6	29-Aug-22
	Chad	101		22	10-Aug-22	17		2	03-Mar-22	3	1		10-Nov-21
	Somalia	14	1	4	16-Jul-22	13		2	21-Jul-22	26	1	3	19-May-22
	Côte d'Ivoire	64			18-Oct-20	25			01-Nov-20	95		3	18-Jul-22
	United States of America			1	20-Jun-22								
	Israel											1	16-Jun-22
	United Kingdom											3	31-May-22
	Djibouti										7	12	22-May-22
	Ethiopia	37	10	1	01-Apr-22	7			13-Oct-20	4			28-Dec-20
	Mozambique		2	4	26-Mar-22				17-Dec-18				
	Eritrea		1	1	02-Mar-22								
	Senegal		17		27-Oct-21		34		17-Nov-21	1	14	1	17-Jan-22
	Burkina Faso	68	2		09-Jun-21	12			19-Sep-20		1		28-Dec-21
	Ukraine		2		24-Dec-21			18	09-Oct-21				
	Mauritania							4	19-Jul-21		7		15-Dec-21
	Uganda										2		02-Nov-21
	Cameroon	7	3		11-Oct-21	4	3		29-Oct-21	9	1		25-Oct-21
	Gambia										9		09-Sep-21
	Pakistan	135	8		23-Apr-21	2			11-Nov-20	135	35		13-Aug-21
	Guinea	44	6		01-Apr-21	1			05-Sep-20	1	2		11-Aug-21
	Guinea-Bissau		3		15-Jul-21			1	26-Jul-21				03-Aug-21
	Tajikistan	1	35		25-Jul-21			22	24-May-21		17		22-Mar-21
	Afghanistan	308	43		09-Jul-21	36		2	03-May-21	175	40		23-Jun-21
	Sierra Leone	10	5		28-Feb-21	6	8		19-Mar-21		9		01-Jun-21
	Congo	2	2		10-Feb-21	2			12-Oct-20	1	3		01-Jun-21
	Liberia		3		28-May-21	2	5		21-Jan-21	7	14		20-Apr-21
	South Sudan	50	9		10-Apr-21	19	5		25-Feb-21	6			01-Dec-20
	Iran									3	1		20-Feb-21
	Kenya					1	2		25-Jan-21	1	1		13-Jan-21
	Mali	52			23-Dec-20	3			15-Aug-20	4			29-Aug-20
	Sudan	58			18-Dec-20	11			01-Oct-20	14			09-Nov-20
Angola	3			09-Feb-20				31-Oct-19				02-Dec-19	
Philippines	1			15-Jan-20				23-Nov-19	4			16-Jan-20	
Philippines	1			15-Jan-20				23-Nov-19	4			16-Jan-20	
Malaysia									5			04-Feb-20	
	Total type 2	1083	682	457		286	334	99		541	498	173	
cVDPV ³	Israel			1				3	24-Mar-22	1	5	25	15-Mar-22
	Occupied Palestinian Terr.										7	9	12-Mar-22
	China					1			22-Jul-20		1		25-Jan-21
	Total type 3	0	0	1		1	0	3		1	13	34	
Gender	Female (all sero type)	493	395	232									
	Male (all sero type)	610	290	306									
	Gender Unknown	10	3	2									

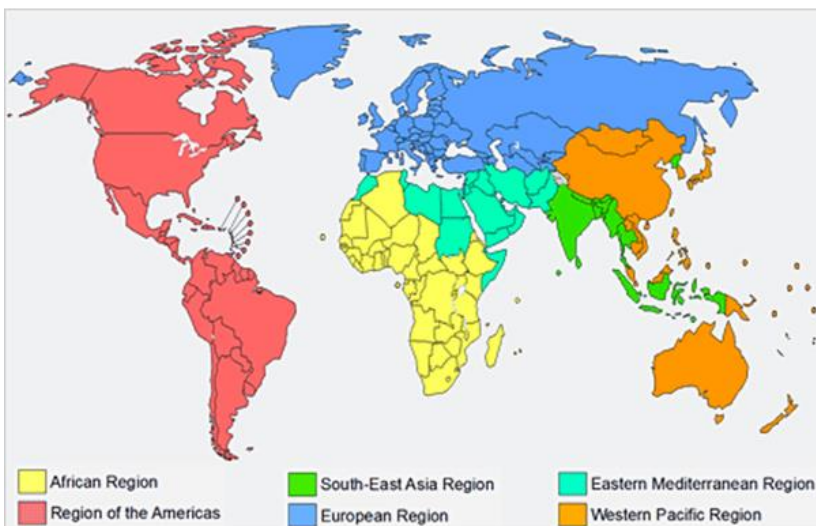
¹For cVDPV definition see http://polioeradication.org/wp-content/uploads/2016/09/Reporting-and-Classification-of-VDPVs_Aug2016_EN.pdf. ² Include contact, healthy and community samples

Global Surveillance Indicators: Year to Date Comparison 2021 & 2022: 01 January to 06 Dec. 2022*

WHO region	AFP cases		Wild poliovirus cases		cVDPV ¹ cases		Polio compatibles		Pending final classification		
									Total		> 90 days
	2021	2022	2021	2022	2021	2022	2021	2022	2021	2022	2022
African	24,825	28,802	0	8	394	375	55	49	2,523	2,771	896
Central	5,388	6,300	0	0	16	264	20	13	498	557	142
South/East	7,386	7,669	0	8	28	40	21	24	1,012	972	413
West	12,051	14,833	0	0	350	71	14	12	1,013	1,242	341
American	1,071	1,523	0	0	0	1	0	1	172	272	168
Eastern Mediterranean	19,984	27,071	5	22	58	162	5	1	1,600	2,178	422
European	963	1,249	0	0	33	1	2	0	286	328	133
South East Asian	24,406	30,518	0	0	0	1	4	3	3,477	3,312	1,603
Western Pacific	4,826	5,436	0	0	0	0	0	0	2,218	2,919	1,508
Global	76,075	94,599	5	30	485	540	66	54	10,276	11,780	4,730

¹cVDPV includes all three serotypes 1, 2 and 3. Please refer to slide 5 for the distribution of cases by serotype.

WHO Regions



For data at country, regional and global levels from 2000 onwards, see the WHO website at <https://extranet.who.int/polis/public/CaseCount.aspx>

*Data for 2021 as of 07 Dec. 2021 and for 2022 as of 06 Dec. 2022