

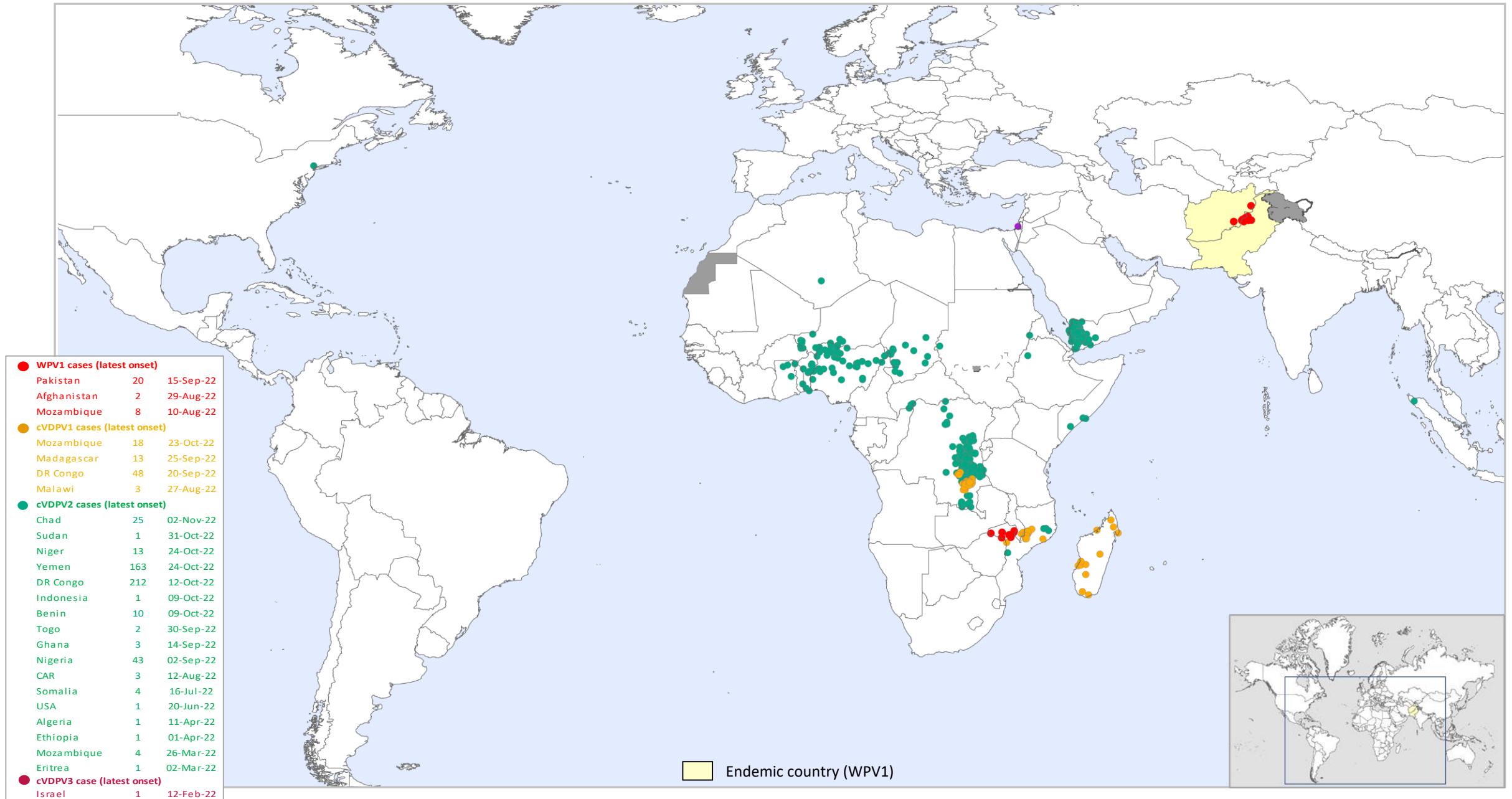
Highlights of New Wild Poliovirus and cVDPV Positives Reported Globally this Week

Country	WPV1			cVDPV1			cVDPV2			cVDPV3			Location State/Province/Governorate
	AFP	ENV	other ¹	AFP	ENV	other ¹	AFP	ENV	other ¹	AFP	ENV	other ¹	
ALGERIA								3					TAMANGHASSET
CAMEROON							1						EXTREME NORD
CHAD							3	3					HADJER LAMIS, N'DJAMENA, SALAMAT, LOGONE OCCIDENTAL
DR CONGO				1									HAUT LOMAMI
NIGERIA								1					LAGOS
YEMEN								7					ADEN, ALHUDAIDAH, SANAA CITY

¹contacts of positive AFP cases, community, healthy children

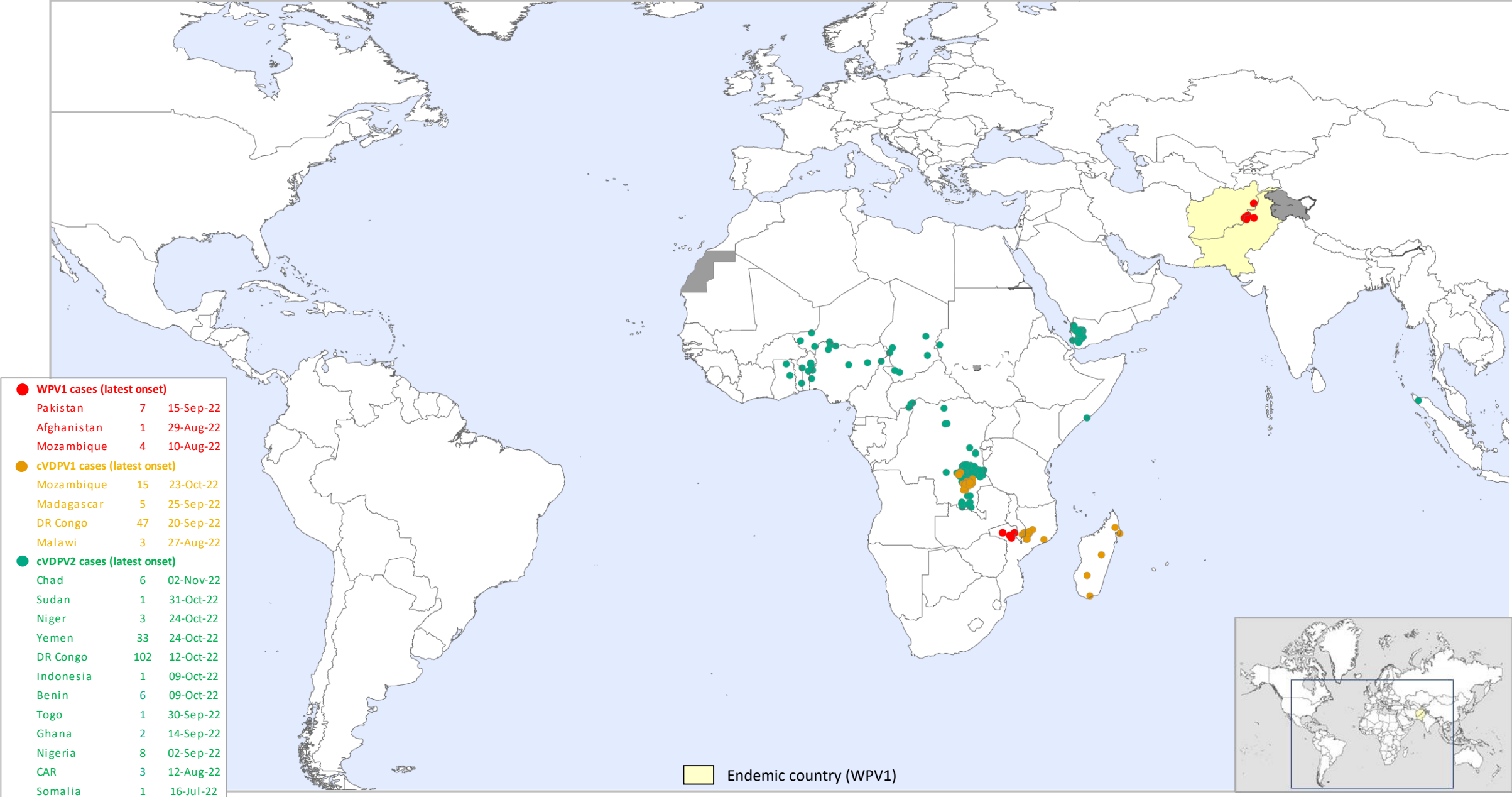
The boundaries and names shown and the designations used in the maps in this document do not imply the expression of any opinion whatsoever on the part of the World Health Organization concerning the legal status of any country, territory, city or area or of its authorities, or concerning the delimitation of its frontiers or boundaries. Dotted lines on maps represent approximate border lines for which there may not yet be full agreement. © WHO 2022. All rights reserved

Global WPV1 & cVDPV Cases¹, Previous 12 Months²



¹Excludes viruses detected from environmental surveillance; ²Onset of paralysis 28 Dec. 2021 to 27 Dec. 2022

Global WPV1 & cVDPV Cases¹, Previous 6 Months²



¹Excludes viruses detected from environmental surveillance; ²Onset of paralysis 28 Jun. 2022 to 27 Dec. 2022

Global Wild Poliovirus 2016 - 2022

Country or territory ³	Wild virus type 1 confirmed cases									Wild virus type 1 reported from other sources ²							
	Full year total ³						01 Jan-27 Dec ¹		Date of most recent case	Full year total						1 Jan-27 Dec ¹	Date of most recent virus
	2016	2017	2018	2019	2020	2021	2021	2022		2016	2017	2018	2019	2020	2021	2022	
Pakistan	20	8	12	147	84	1	4	20	15-Sep-22	62	110	141	405	455	65	41	23-Nov-22
Afghanistan	13	14	21	29	56	4	1	2	29-Aug-22	2	42	83	60	49	1	17	21-Nov-22
Mozambique	0	0	0	0	0	0	0	8	10-Aug-22								
Malawi	0	0	0	0	0	1	0	0	19-Nov-21								
Iran	0	0	0	0	0	0	0	0	NA				3				20-May-19
Nigeria ³	4	0	0	0	0	0	0	0	21-Aug-16	1 ⁴							27-Sep-16
Total (Type1)	37	22	33	176	140	6	5	30		65	152	224	468	504	66	58	
Tot. in endemic countries	37	22	33	176	140	5	5	22									
Tot. in non-end countries	0	0	0	0	0	1	0	8									
No. of countries (infected)	3	2	2	2	2	3	2	3									
No. of countries (endemic)	2 ³	2 ³	3	3	3	2	2	2									
Total Female	13	7	18	72	59	2	1	10									
Total Male	24	15	15	104	81	4	4	20									

Countries in yellow are endemic. ¹Data reported to WHO HQ on 28 Dec. 2021 for 2021 data and 27 Dec. for 2022 data.

²Wild viruses from environmental samples, selected contacts, healthy children and other sources. Last WPV type 3 had its onset on 10 November 2012. ³Between 27 Sep 2015 and 27 Sep 2016, Nigeria was not classified as endemic, and declared Wild polio-free as of June 2020. ⁴Exceptionally reporting case-contact of a positive index case given the date of collection is later than the onset date of the most recent WPV.

Global Circulating Vaccine-derived Poliovirus (cVDPV)^{1,2,3}

¹For cVDPV definition see http://polioeradication.org/wp-content/uploads/2016/09/Reporting-and-Classification-of-VDPVs_Aug2016_EN.pdf. ² Include contact, healthy and community samples

	Country	AFP cases (Paralysis onset between 2020-2022)				Other sources (Human) ² (Collection between 2020-2022)				Other sources (Environment) (Collection between 2020-2022)			
		2020	2021	2022	Onset of most recent case	2020	2021	2022	most recent collection date	2020	2021	2022	most recent collection date
cVDPV1 ¹	Madagascar	2	13	13	25-Sep-22		25	10	26-Oct-22		31	77	12-Sep-22
	Mozambique	1		18	23-Oct-22			1	25-Oct-22				
	DR Congo			49	20-Sep-22			4	24-Sep-22				
	Malawi			3	27-Aug-22			1	19-Sep-22				
	Yemen	31	3		27-Mar-21				07-Jul-19				
	Malaysia	1			14-Jan-20					9			13-Mar-20
	Total type 1	35	16	83		0	25	16		9	31	77	
cVDPV2 ¹	Botswana			1	11-Apr-22			2	19-Jul-22			2	15-Nov-22
	Algeria			1	09-Oct-22			3	11-Nov-22			17	14-Nov-22
	Indonesia												
	Nigeria	8	415	42	02-Sep-22	8	204	28	18-Aug-22	5	303	74	11-Nov-22
	Central African Republic	4		3	12-Aug-22	1			05-Oct-20	2	1	7	09-Nov-22
	Chad	101		25	02-Nov-22	17		2	03-Mar-22	3	1	3	02-Nov-22
	Sudan	58		1	31-Oct-22	11			01-Oct-20	14			09-Nov-20
	Cameroon	7	3	1	30-Oct-22	4	3		29-Oct-21	9	1		25-Oct-21
	Niger	10	18	13	24-Oct-22	2	1	3	19-May-22	9		14	17-Oct-22
	Yemen		66	159	24-Oct-22		17	32	02-Aug-22		13	10	28-May-22
	DR Congo	81	28	210	12-Oct-22	95	6	24	15-Sep-22	1	3	5	13-Oct-22
	Benin	3	3	10	09-Oct-22		2	1	01-Jun-22	5	1	7	11-Oct-22
	Zambia											1	04-Oct-22
	Ghana	12		3	14-Sep-22	10		4	01-Jun-22	20		19	04-Oct-22
	Togo	9		2	30-Sep-22	9			09-Jul-20			2	06-Sep-22
	Egypt									1	12	6	29-Aug-22
	Somalia	14	1	4	16-Jul-22	13		2	21-Jul-22	26	1	3	19-May-22
	Côte d'Ivoire	64			18-Oct-20	25			01-Nov-20	95		3	18-Jul-22
	United States of America			1	20-Jun-22								
	Israel											1	16-Jun-22
	United Kingdom											3	31-May-22
	Djibouti											7	22-May-22
	Ethiopia	37	10	1	01-Apr-22	7			13-Oct-20	4		12	28-Dec-20
	Mozambique		2	4	26-Mar-22				17-Dec-18				
	Eritrea		1	1	02-Mar-22								
	Senegal		17		27-Oct-21		34		17-Nov-21	1	14	1	17-Jan-22
	Burkina Faso	68	2		09-Jun-21	12			19-Sep-20		1		28-Dec-21
	Ukraine		2		24-Dec-21		18		09-Oct-21				
	Mauritania						4		19-Jul-21		7		15-Dec-21
	Uganda										2		02-Nov-21
	Gambia										9		09-Sep-21
	Pakistan	135	8		23-Apr-21	2			11-Nov-20	135	35		13-Aug-21
	Guinea	44	6		01-Apr-21	1			05-Sep-20	1	2		11-Aug-21
	Guinea-Bissau		3		15-Jul-21		1		26-Jul-21				03-Aug-21
	Tajikistan	1	35		25-Jul-21		22		24-May-21		17		22-Mar-21
	Afghanistan	308	43		09-Jul-21	36	2		03-May-21	175	40		23-Jun-21
	Sierra Leone	10	5		28-Feb-21	6	8		19-Mar-21		9		01-Jun-21
	Congo	2	2		10-Feb-21	2			12-Oct-20	1	3		01-Jun-21
	Liberia		3		28-May-21	2	5		21-Jan-21	7	14		20-Apr-21
	South Sudan	50	9		10-Apr-21	19	5		25-Feb-21	6			01-Dec-20
	Iran									3	1		20-Feb-21
	Kenya					1	2		25-Jan-21	1	1		13-Jan-21
	Mali	52			23-Dec-20	3			15-Aug-20	4			29-Aug-20
Angola	3			09-Feb-20				31-Oct-19				02-Dec-19	
Philippines	1			15-Jan-20				23-Nov-19	4			16-Jan-20	
Malaysia									5			04-Feb-20	
Total type 2	1082	682	482		286	334	101		537	498	190		
cVDPV3 ¹	Israel			1				3	24-Mar-22	1	5	25	15-Mar-22
	Occupied Palestinian Terr.										7	9	12-Mar-22
	China					1			22-Jul-20		1		25-Jan-21
Total type 3	0	0	1		1	0	3		1	13	34		
Gender	Female (all sero type)	493	395	241									
	Male (all sero type)	610	290	324									
	Gender Unknown	10	3	1									

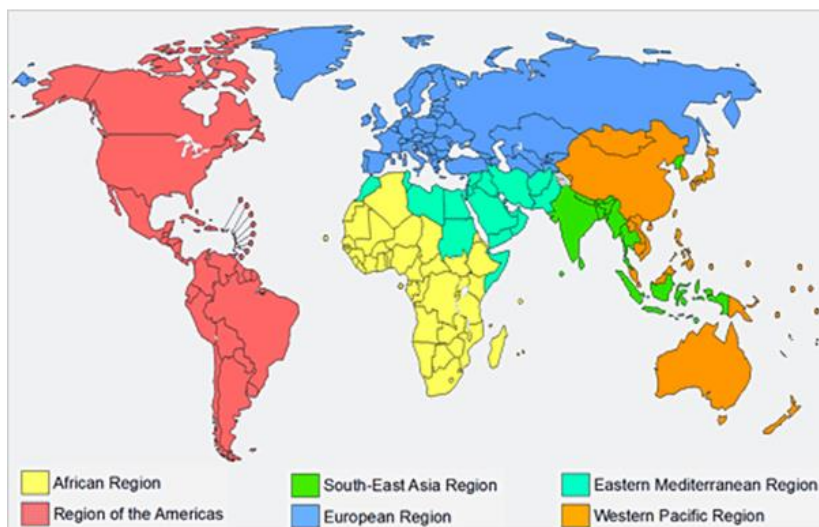
Global Surveillance Indicators: Year to Date Comparison

2021 & 2022: 01 January to 27 Dec. 2022*

WHO region	AFP cases		Wild poliovirus cases		cVDPV ¹ cases		Polio compatibles		Pending final classification		
									Total		> 90 days
	2021	2022	2021	2022	2021	2022	2021	2022	2021	2022	2022
African	25,506	35,885	0	8	486	399	59	54	2,474	2,761	999
Central	5,867	7,635	0	0	22	288	20	13	591	566	169
South/East	6,822	10,479	0	8	30	40	22	26	862	1,002	496
West	12,817	17,771	0	0	434	71	17	15	1,021	1,193	334
American	1,141	1,722	0	0	0	1	0	1	182	299	192
Eastern Mediterranean	21,461	29,461	5	22	62	164	5	1	1,728	2,155	437
European	1,024	1,442	0	0	33	1	4	0	241	345	137
South East Asian	26,070	32,666	0	0	0	1	5	3	3,143	3,596	1,723
Western Pacific	4,698	5,440	0	0	0	0	0	0	2,217	2,741	1,823
Global	79,900	106,616	5	30	581	566	73	59	9,985	11,897	5,311

¹cVDPV includes all three serotypes 1, 2 and 3. Please refer to slide 5 for the distribution of cases by serotype.

WHO Regions



For data at country, regional and global levels from 2000 onwards, see the WHO website at <https://extranet.who.int/polis/public/CaseCount.aspx>

*Data for 2021 as of 28 Dec. 2021 and for 2022 as of 27 Dec. 2022