

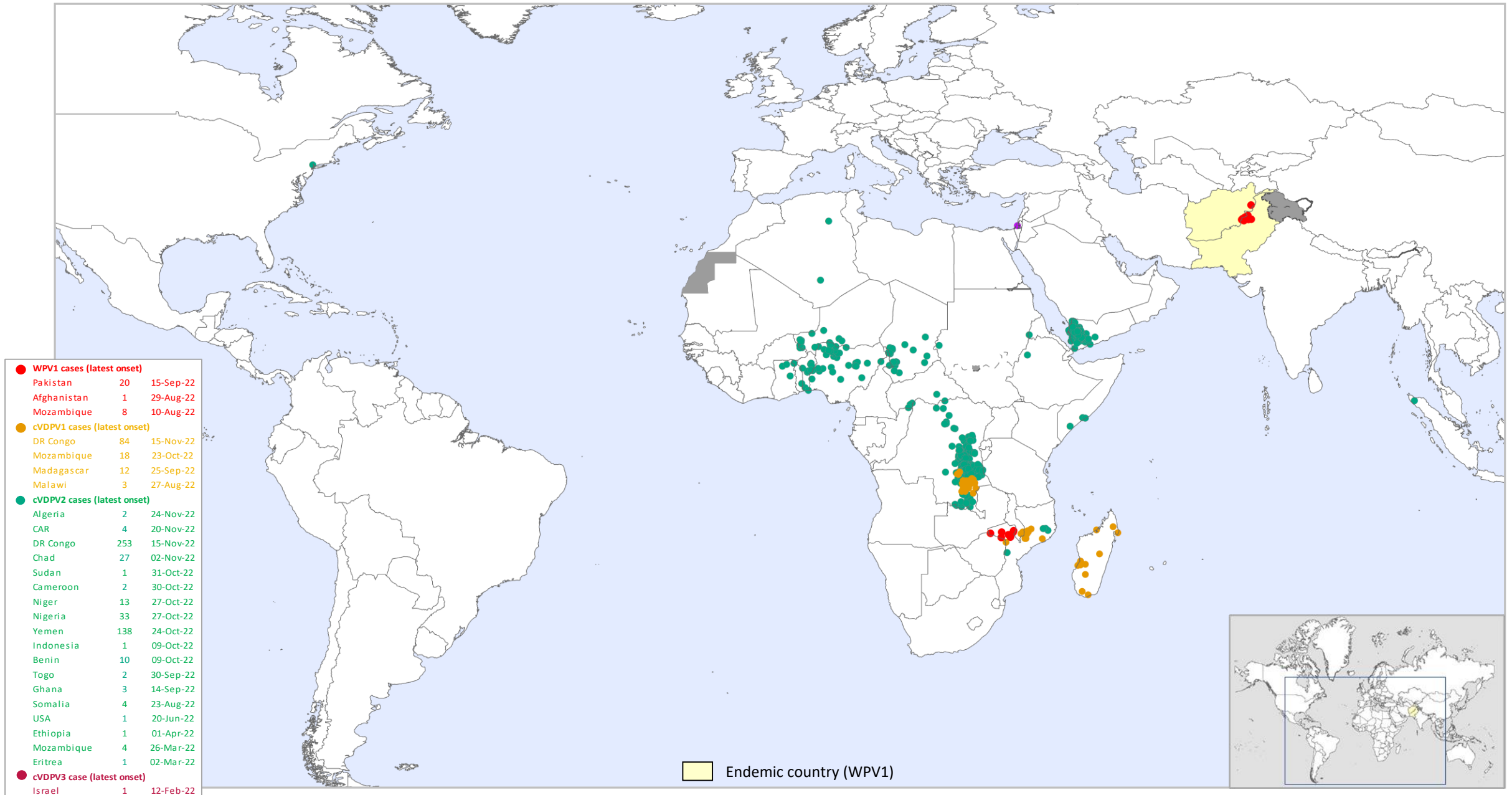
Highlights of New Wild Poliovirus and cVDPV Positives Reported Globally this Week

Country	WPV1			cVDPV1			cVDPV2			cVDPV3			Location State/Province/Governorate
	AFP	ENV	other ¹	AFP	ENV	other ¹	AFP	ENV	other ¹	AFP	ENV	other ¹	
AFGHANISTAN		2											NANGARHAR
ALGERIA								1					TAMANGHASSET
CAMEROON							1						EXTREME NORD
CHAD							2						HADJER LAMIS, N'DJAMENA
DR CONGO				16			19		2				HAUT LOMAMI, HAUT KATANGA, TANGANYIKA, NORD UBANGI, TSHOPO
NIGERIA							1						SOKOTO
SOMALIA							1		2				BANADIR
ZAMBIA								2					COPPERBELT

¹contacts of positive AFP cases, community, healthy children

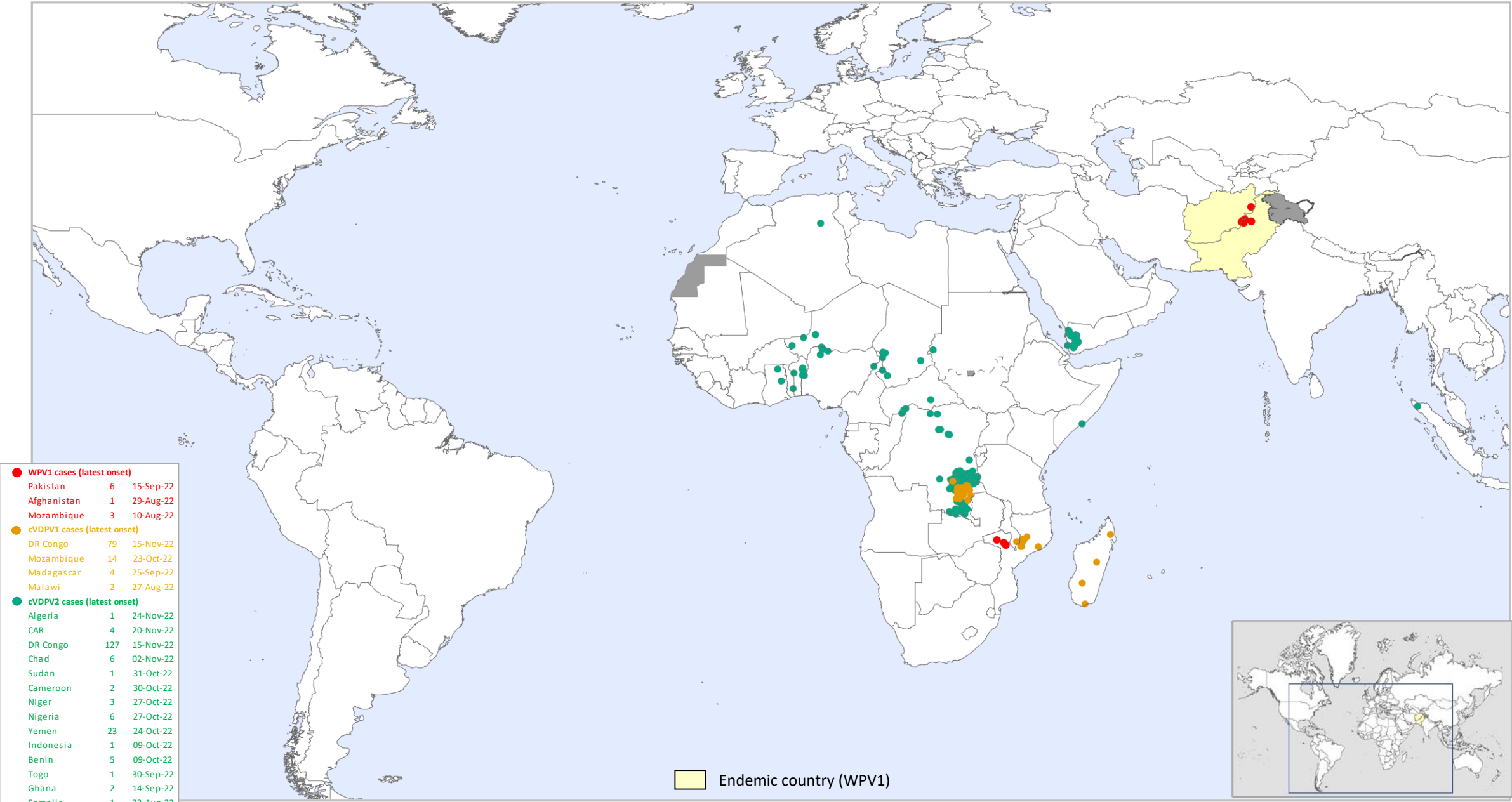
The boundaries and names shown and the designations used in the maps in this document do not imply the expression of any opinion whatsoever on the part of the World Health Organization concerning the legal status of any country, territory, city or area or of its authorities, or concerning the delimitation of its frontiers or boundaries. Dotted lines on maps represent approximate border lines for which there may not yet be full agreement. © WHO 2023. All rights reserved

Global WPV1 & cVDPV Cases¹, Previous 12 Months²



¹Excludes viruses detected from environmental surveillance; ²Onset of paralysis: 18 Jan. 2022 to 17 Jan. 2023

Global WPV1 & cVDPV Cases¹, Previous 6 Months²



¹Excludes viruses detected from environmental surveillance; ²Onset of paralysis: 18 Jul. 2022 to 17 Jan. 2023

Global Wild Poliovirus 2016 - 2022

Country or territory ³	Wild virus type 1 confirmed cases									Wild virus type 1 reported from other sources ²							
	Full year total						01 Jan-31 Dec ¹		Date of most recent case	Full year total						1 Jan-31 Dec ¹	Date of most recent virus
	2016	2017	2018	2019	2020	2021	2021	2022		2016	2017	2018	2019	2020	2021	2022	
Afghanistan	13	14	21	29	56	4	1	2	29-Aug-22	2	42	83	60	49	1	22	21-Dec-22
Pakistan	20	8	12	147	84	1	4	20	15-Sep-22	62	110	141	405	455	65	41	23-Nov-22
Mozambique	0	0	0	0	0	0	0	8	10-Aug-22								
Malawi	0	0	0	0	0	1	0	0	19-Nov-21								
Iran	0	0	0	0	0	0	0	0	NA				3				20-May-19
Nigeria ³	4	0	0	0	0	0	0	0	21-Aug-16	1 ⁴							27-Sep-16
Total (Type1)	37	22	33	176	140	6	5	30		65	152	224	468	504	66	63	
Tot. in endemic countries	37	22	33	176	140	5	5	22									
Tot. in non-end countries	0	0	0	0	0	1	0	8									
No. of countries (infected)	3	2	2	2	2	3	2	3									
No. of countries (endemic)	2 ³	2 ³	3	3	3	2	2	2									
Total Female	13	7	18	72	59	2	1	10									
Total Male	24	15	15	104	81	4	4	20									

Countries in yellow are endemic. ¹Data reported to WHO HQ on 18 Jan. for 2022 data and 17 Jan. for 2023 data.

²Wild viruses from environmental samples, selected contacts, healthy children and other sources. Last WPV type 3 had its onset on 10 November 2012. ³Between 27 Sep 2015 and 27 Sep 2016, Nigeria was not classified as endemic, and declared Wild polio-free as of June 2020. ⁴Exceptionally reporting case-contact of a positive index case given the date of collection is later than the onset date of the most recent WPV.

Global Circulating Vaccine-derived Poliovirus (cVDPV)^{1,2,3}

¹For cVDPV definition see http://polioeradication.org/wp-content/uploads/2016/09/Reporting-and-Classification-of-VDPVs_Aug2016_EN.pdf. ² Include contact, healthy and community samples

	Country	AFP cases (Paralysis onset between 2020-2022)				Other sources (Human) ² (Collection between 2020-2022)				Other sources (Environment) (Collection between 2020-2022)			
		2020	2021	2022	Onset of most recent case	2020	2021	2022	most recent collection date	2020	2021	2022	most recent collection date
cVDPV ¹	DR Congo			84	29-Oct-22			4	24-Sep-22				
	Madagascar	2	13	13	25-Sep-22		25	10	26-Oct-22		31	88	12-Sep-22
	Mozambique	1		18	23-Oct-22			1	25-Oct-22				
	Malawi			3	27-Aug-22			1	19-Sep-22				
	Yemen	31	3		27-Mar-21				07-Jul-19				
	Malaysia	1			14-Jan-20					9			13-Mar-20
	Total type 1	35	16	118		0	25	16		9	31	88	
cVDPV ²	Algeria			2	24-Nov-22			2	19-Jul-22			18	12-Dec-22
	Zambia											3	06-Dec-22
	Sudan	58		1	31-Oct-22	11			01-Oct-20	14		1	28-Nov-22
	Central African Republic	4		4	20-Nov-22	1			05-Oct-20	2	1	8	23-Nov-22
	Botswana											2	15-Nov-22
	DR Congo	81	28	255	15-Nov-22	95	6	28	05-Nov-22	1	3	7	27-Oct-22
	Indonesia			1	09-Oct-22			3	11-Nov-22				
	Nigeria	8	415	43	27-Oct-22	8	204	28	18-Aug-22	5	303	74	11-Nov-22
	Chad	101		27	02-Nov-22	17		2	03-Mar-22	3	1	3	02-Nov-22
	Cameroon	7	3	2	30-Oct-22	4	3		29-Oct-21	9	1		25-Oct-21
	Niger	10	18	14	27-Oct-22	2		3	19-May-22	9		14	17-Oct-22
	Yemen		66	159	24-Oct-22		17	32	02-Aug-22		13	10	28-May-22
	Benin	3	3	10	09-Oct-22		2	1	01-Jun-22	5	1	7	11-Oct-22
	Ghana	12		3	14-Sep-22	10		4	01-Jun-22	20		19	04-Oct-22
	Togo	9		2	30-Sep-22	9			09-Jul-20			2	06-Sep-22
	United States of America			1	20-Jun-22							12	22-Sep-22
	Canada											2	08-Sep-22
	Somalia	14	1	5	23-Aug-22	13		4	31-Aug-22	26	1	3	19-May-22
	Egypt									1	12	6	29-Aug-22
	Côte d'Ivoire	64			18-Oct-20	25			01-Nov-20	95		3	18-Jul-22
	Israel											1	16-Jun-22
	United Kingdom											3	31-May-22
	Djibouti										7	12	22-May-22
	Ethiopia	37	10	1	01-Apr-22	7			13-Oct-20	4			28-Dec-20
	Mozambique		2	4	26-Mar-22				17-Dec-18				
	Eritrea		1	1	02-Mar-22								
	Senegal		17		27-Oct-21		34		17-Nov-21	1	14	1	17-Jan-22
	Burkina Faso	68	2		09-Jun-21	12			19-Sep-20		1		28-Dec-21
	Ukraine		2		24-Dec-21		18		09-Oct-21				
	Mauritania						4		19-Jul-21		7		15-Dec-21
	Uganda										2		02-Nov-21
	Gambia										9		09-Sep-21
	Pakistan	135	8		23-Apr-21	2			11-Nov-20	135	35		13-Aug-21
	Guinea	44	6		01-Apr-21	1			05-Sep-20	1	2		11-Aug-21
	Guinea-Bissau		3		15-Jul-21		1		26-Jul-21				03-Aug-21
	Tajikistan	1	35		25-Jul-21		22		24-May-21		17		22-Mar-21
	Afghanistan	308	43		09-Jul-21	36	2		03-May-21	175	40		23-Jun-21
	Sierra Leone	10	5		28-Feb-21	6	8		19-Mar-21		9		01-Jun-21
	Congo	2	2		10-Feb-21	2			12-Oct-20	1	3		01-Jun-21
	Liberia		3		28-May-21	2	5		21-Jan-21	7	14		20-Apr-21
	South Sudan	50	9		10-Apr-21	19	5		25-Feb-21	6			01-Dec-20
	Iran									3	1		20-Feb-21
	Kenya					1	2		25-Jan-21	1	1		13-Jan-21
Mali	52			23-Dec-20	3			15-Aug-20	4			29-Aug-20	
Angola	3			09-Feb-20				31-Oct-19				02-Dec-19	
Malaysia									5			04-Feb-20	
Philippines	1			15-Jan-20				23-Nov-19	4			16-Jan-20	
	Total type 2	1082	682	535		286	334	107		537	498	211	
cVDPV ³	Israel			1				3	24-Mar-22	1	5	25	15-Mar-22
	Occupied Palestinian Terr.										7	9	12-Mar-22
	China					1			22-Jul-20		1		25-Jan-21
	Total type 3	0	0	1		1	0	3		1	13	34	
Gender	Female (all sero type)	493	395	268									
	Male (all sero type)	610	290	366									
	Gender Unknown	10	3	20									

 Environmental surveillance for poliovirus in selected sewage sites established and working

Changes from previous week

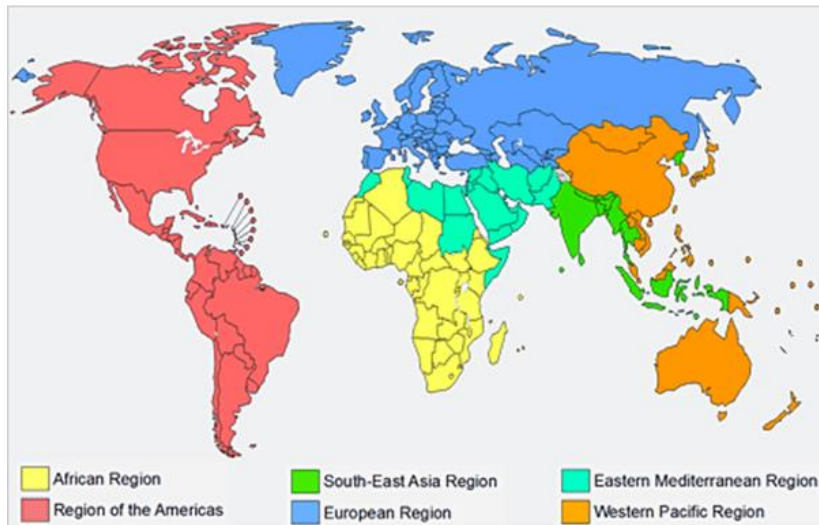
Global Surveillance Indicators: Year to Date Comparison

2021 & 2022: 01 January to 31 Dec. 2022*

WHO region	AFP cases		Wild poliovirus cases		cVDPV ¹ cases		Polio compatibles		Pending final classification		
									Total		> 90 days
	2021	2022	2021	2022	2021	2022	2021	2022	2021	2022	2022
African	27,418	35,885	0	8	491	486	59	54	2,474	2,761	999
Central	6,193	7,635	0	0	24	372	20	13	591	566	169
South/East	7,315	10,479	0	8	30	40	22	26	862	1,002	496
West	13,910	17,771	0	0	437	74	17	15	1,021	1,193	334
American	1,227	1,876	0	0	0	1	6	1	213	319	225
Eastern Mediterranean	22,310	30,721	5	22	66	165	5	2	1,734	1,706	326
European	1,098	1,420	0	0	33	1	6	0	244	309	127
South East Asian	27,996	34,016	0	0	0	1	5	4	3,298	3,334	1,809
Western Pacific	4,777	5,491	0	0	0	0	0	0	2,221	2,734	2,135
Global	84,826	109,409	5	30	590	654	81	61	10,184	11,163	5,621

¹cVDPV includes all three serotypes 1, 2 and 3. Please refer to slide 5 for the distribution of cases by serotype.

WHO Regions



For data at country, regional and global levels from 2000 onwards, see the WHO website at <https://extranet.who.int/polis/public/CaseCount.aspx>

*Data for 2021 as of 18 Jan. 2022 and for 2022 as of 17 Jan. 2023